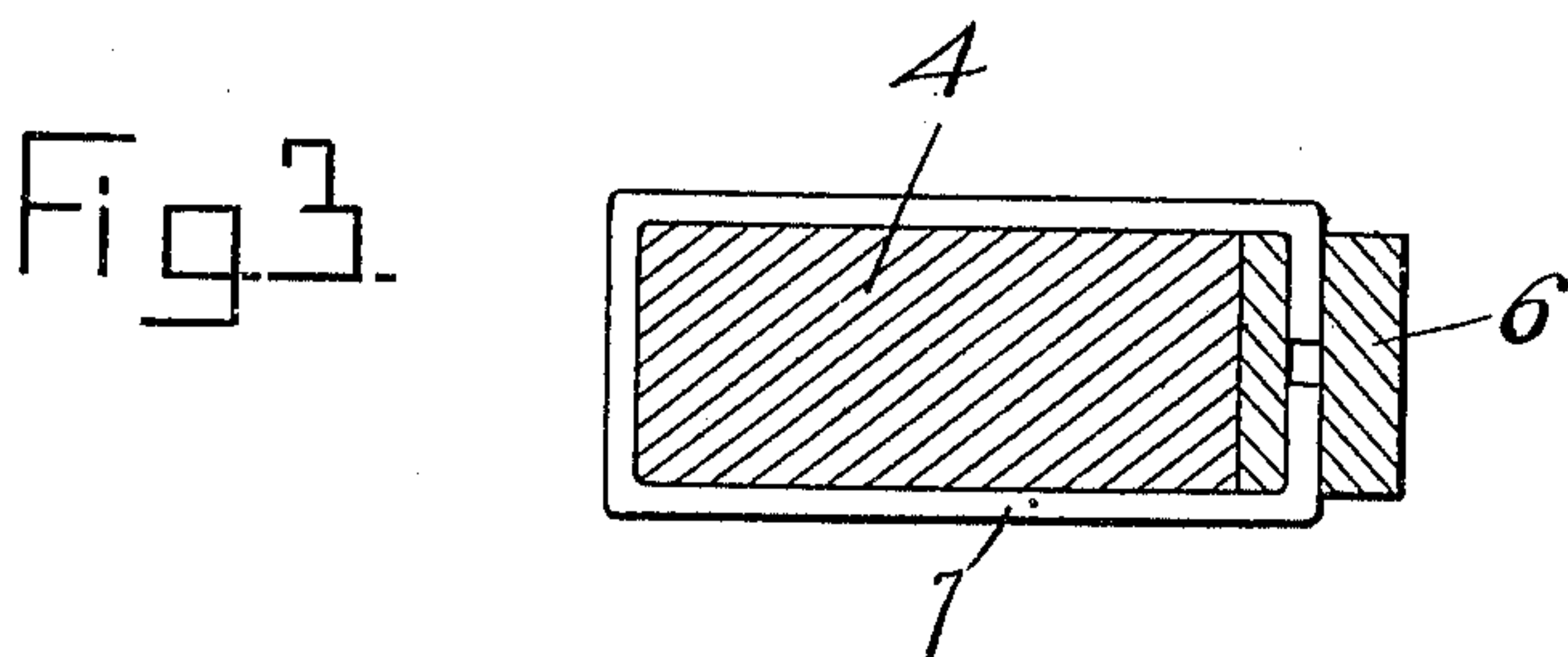
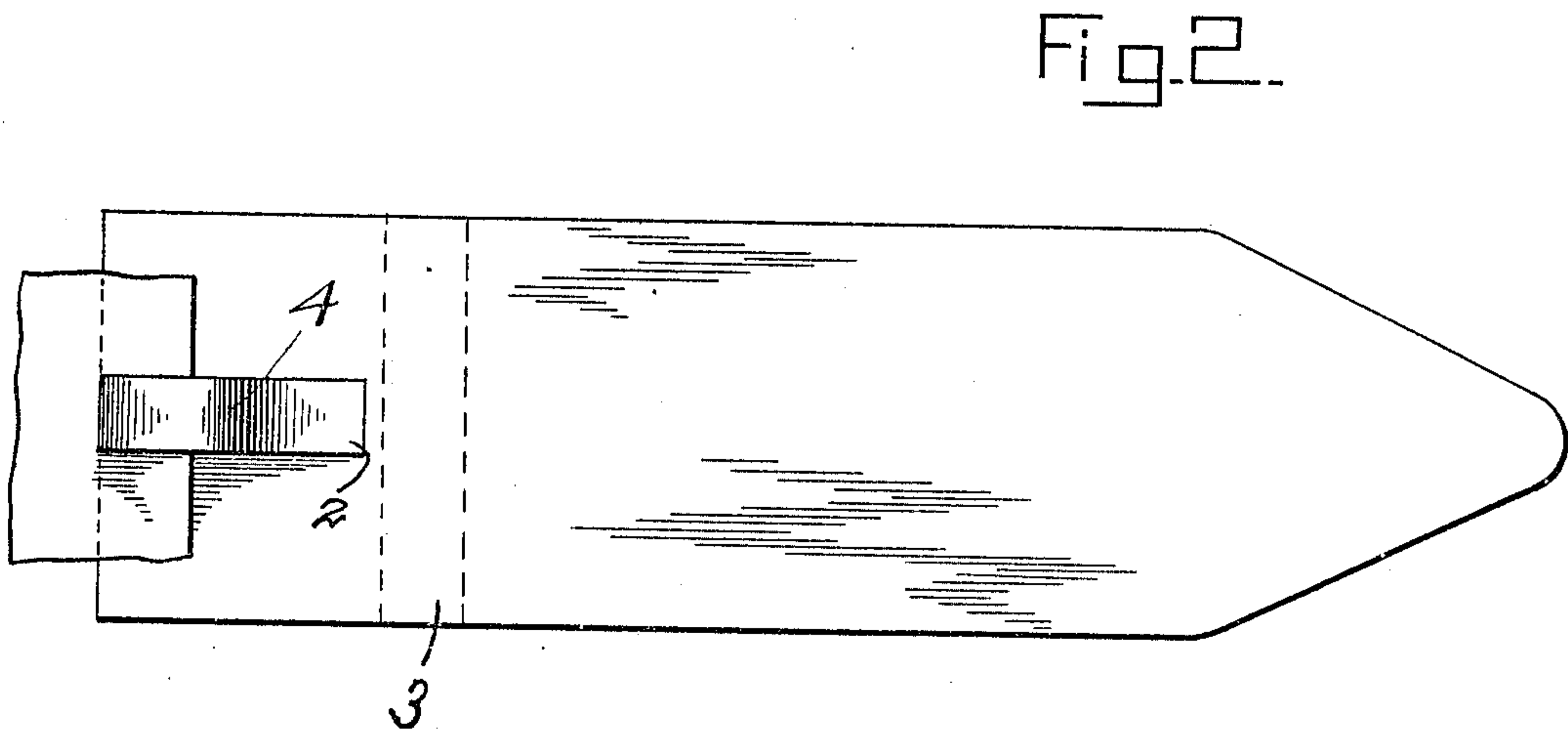
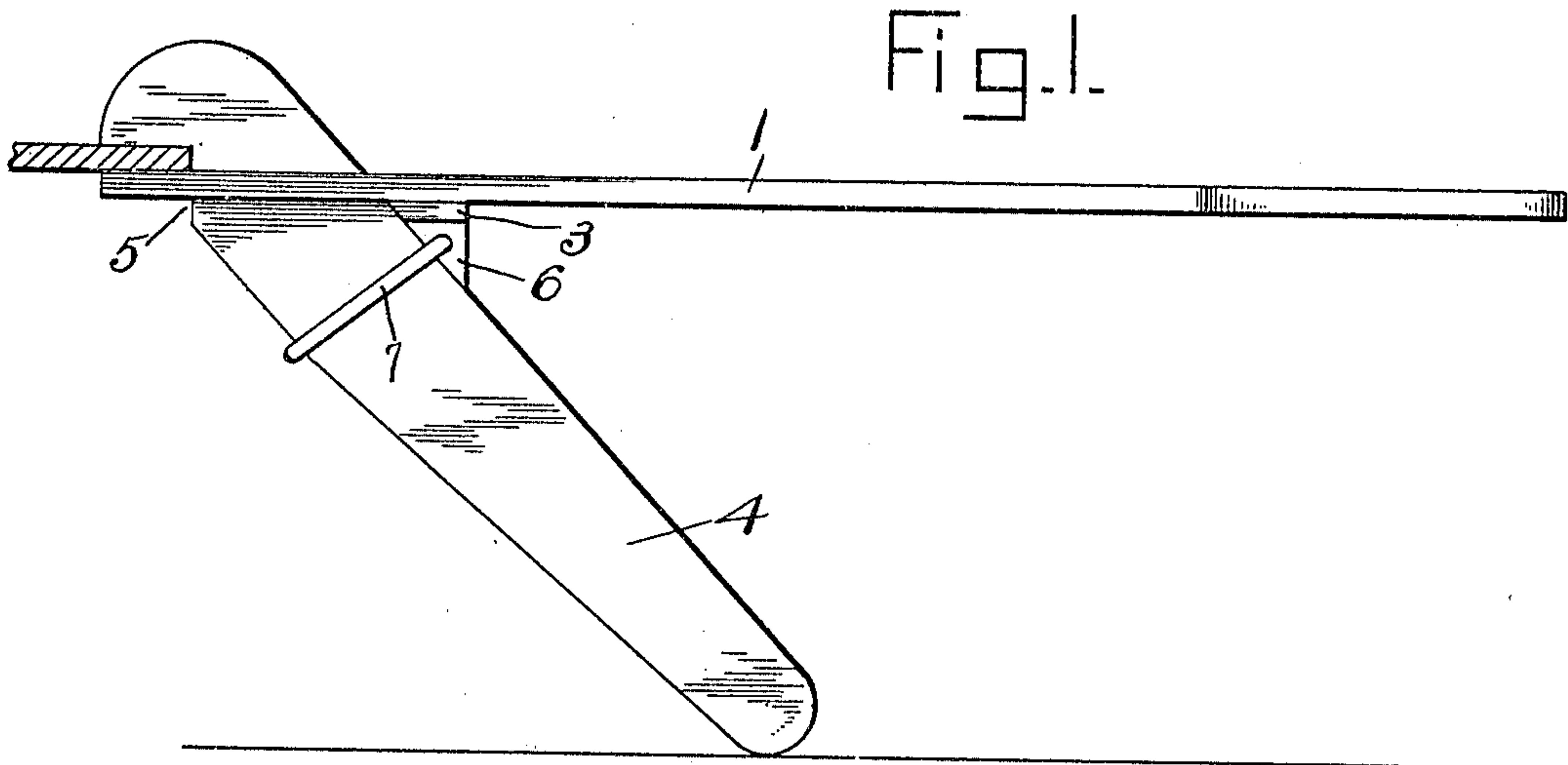


F. V. SHAMPINE.
IRONING BOARD.
APPLICATION FILED NOV. 14, 1908.

954,349.

Patented Apr. 5, 1910.



Witnesses
J. H. Miller.
G. E. Small.

Inventor
F. V. Shampine,
By D. Swift & Co.
Attorneys

UNITED STATES PATENT OFFICE.

FRED V. SHAMPINE, OF REVILLO, SOUTH DAKOTA.

IRONING-BOARD.

954,349.

Specification of Letters Patent.

Patented Apr. 5, 1910.

Application filed November 14, 1908. Serial No. 462,652.

To all whom it may concern:

Be it known that I, FRED V. SHAMPINE, a citizen of the United States, residing at Revillo, in the county of Grant and State of South Dakota, have invented a new and useful Ironing-Board; and I do hereby declare the following to be a full, clear, and exact description of the invention, such as will enable others skilled in the art to which it appertains to make and use the same.

The invention relates to an ironing board and has for its object to provide a simple, efficient and durable device of this character adapted to be readily taken apart and stored away when not in use.

With the above and other objects in view the invention consists in certain novel combinations, constructions and arrangements of parts hereinafter described and shown and particularly pointed out in the appended claim.

In the drawings, Figure 1 is a side elevation of the improved ironing board secured to a table. Fig. 2 is a top plan view thereof, and Fig. 3 is a detail sectional view of the means for adjusting the supporting leg of the ironing board.

Referring to the accompanying drawings which are for illustrative purpose 1 denotes the work board, which is oblong and is provided with a longitudinal slot 2, located near one end thereof. A cross member 3 as wide as the work board 1 is secured to the underside thereof near the slotted end, the ends of said cross member terminating with the edges of the board 1, thereby effectively strengthening the board. A leg or

supporting member 4 is arranged in the slot 2, the upper end of said leg or supporting member having an offset adapted to engage with the upperside of a table and projecting above the upper face of the work board 1. The leg or supporting member 4 is also formed with a shoulder 5 adapted to engage with the edge of the table. A block 6 is slidably secured to the leg or supporting member 4 by means of a wire yoke 7, the ends of which are passed through openings in the block 6 and the body of which is slidable over the leg or supporting member 4.

The board 1 can be raised or lowered, in a very simple manner. If it is desired to raise the board the block 6 and the yoke 7 are simply moved upward on the supporting member 4; when it is desired to lower the board, the yoke and block are moved downwardly.

Having described my invention I claim:—

In an ironing board, a work board having a longitudinal slot in one end thereof, a cross piece secured to the work board near the slotted end, a leg having its upper end extended through the slot and adapted to engage the upper face of a table, a clamping yoke slidable on the leg and a block pivoted to the clamping yoke adapted to engage the leg and the cross piece.

In testimony whereof I have signed my name to this specification in the presence of two subscribing witnesses.

FRED V. SHAMPINE.

Witnesses:

H. E. JONES,
SADIE BURGESS.