

F. E. STANLEY.

PURSE.

APPLICATION FILED MAR. 13, 1909.

952,375.

Patented Mar. 15, 1910.

Fig. 2.

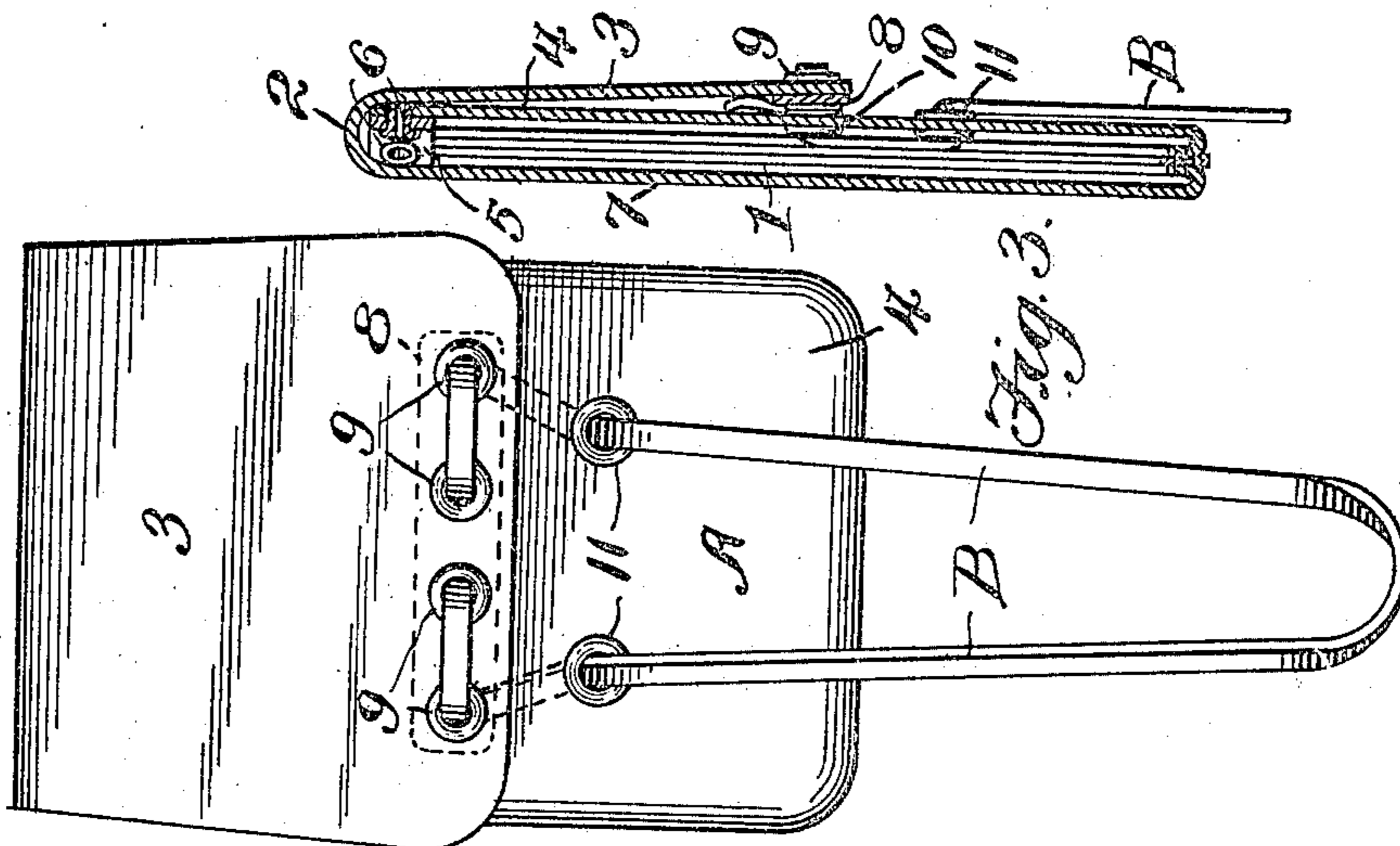


Fig. 3.

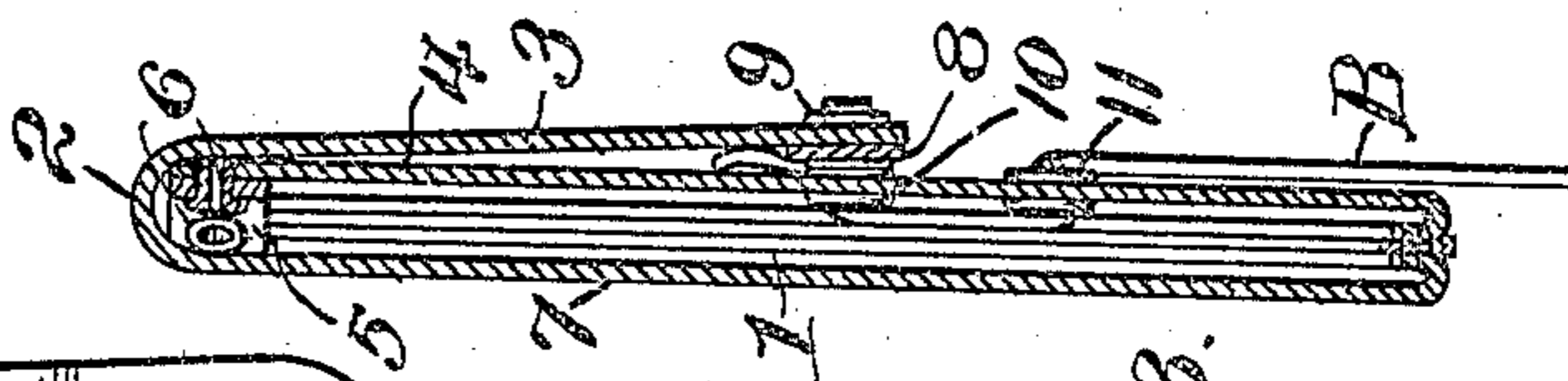


Fig. 4.

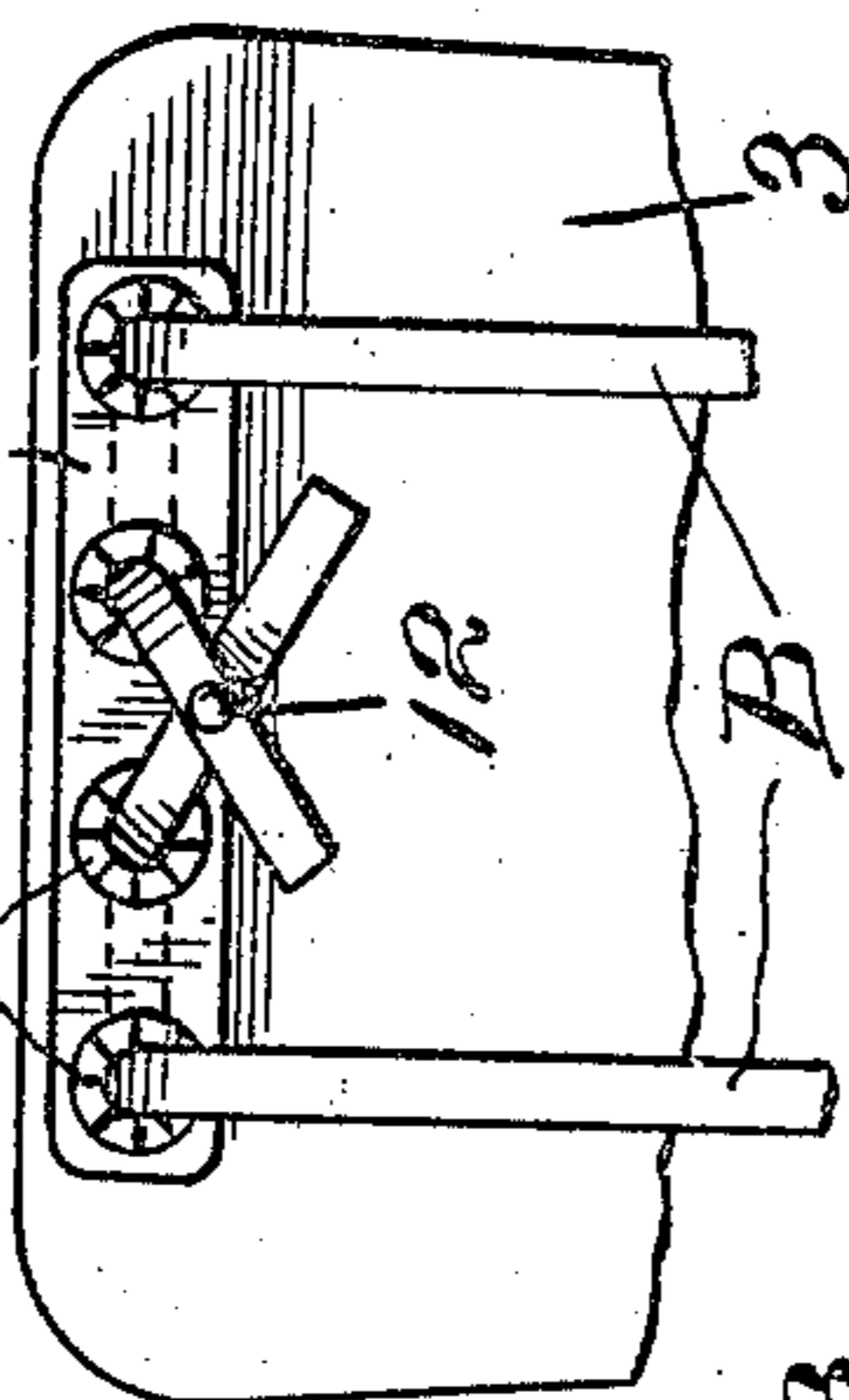
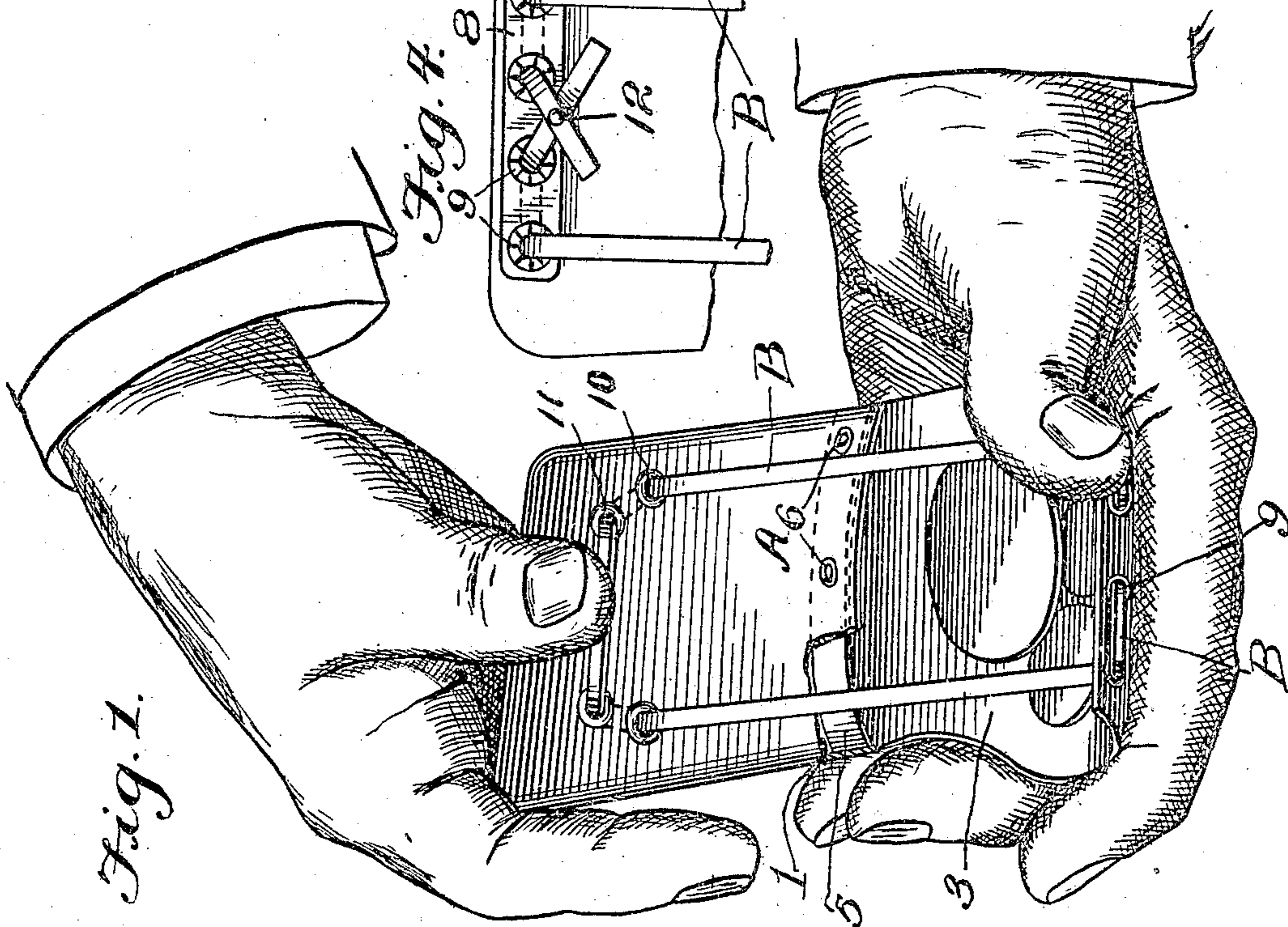


Fig. 1.



Witnesses

J. L. Wright
W. S. McDowell

Inventor
Frank E. Stanley.

By Victor J. Evans
Attorney

UNITED STATES PATENT OFFICE.

FRANK E. STANLEY, OF BELLINGHAM, WASHINGTON.

PURSE.

952,375.

Specification of Letters Patent.

Patented Mar. 15, 1910.

Application filed March 13, 1909. Serial No. 483,184.

To all whom it may concern:

Be it known that I, FRANK E. STANLEY, a citizen of the United States, residing at Bellingham, in the county of Whatcom and State of Washington, have invented new and useful Improvements in Purses, of which the following is a specification.

This invention relates to purses of that type consisting of a change-carrying pocket and provided with a cover flap and adapted to close the open end of the pocket.

The invention has for one of its objects to improve and simplify the construction and operation of devices of this character so as to be comparatively simple and inexpensive to manufacture, and easily and conveniently manipulated for removing or inserting change.

Another object of the invention is the provision of a purse having a body in the form of a pocket open at one end and provided with a closing flap which is drawn closed by a pull cord attached to the cover and laced through eyelets in the body of the purse, said pull cord being in the form of a loop which serves to limit the opening movement of the cover whereby the latter assumes the shape of a guard upon which the chains can be discharged when it is desired to take out one or more pieces of coin and thereby prevent the coin from dropping.

With these objects in view and others, as will appear as the description proceeds, the invention comprises the various novel features of construction and arrangement of parts which will be more fully described hereinafter and set forth with particularity in the claims appended hereto.

In the accompanying drawing, which illustrates one embodiment of the invention, Figure 1 is a perspective view of the purse showing the same open for discharging the coin, a portion of the purse being broken away. Fig. 2 is a front view of the purse in closed position. Fig. 3 is a central vertical section of the purse. Fig. 4 is a fragmentary view of the free end of the cover showing the pull cord or lacing attached thereto.

Similar reference characters are employed to designate corresponding parts throughout the views.

Referring to the drawing, A designates the body of a purse which may be made of

leather or other suitable material and of any desired shape and size. The body, in the present instance, is shown with a single pocket 1 which is open at its upper end 2, which open end is adapted to be closed by a flap 3 that constitutes a cover. The front section 4 of the body is provided with a bowed metal strip 5 disposed inside the pocket at the opening thereof and secured to the front section B by eyelet rivets 6. This bowed strip serves to hold the front section of the purse spaced from the back section 7 to thus maintain the mouth or opening of the pocket extended so that coins can be readily placed in the purse, and furthermore, the said strip assists in maintaining the shape of the purse or keeping the same in relatively flat condition. The flap 3 is preferably formed as an integral continuation of the back 7, and adjacent the free edge of the cover flap is a reinforcing strip 8 that is secured to the cover by eyelet rivets 9, there being preferably four such eyelet rivets. On the front of the purse are two sets of eyelets 10 and 11 of which the latter are disposed below the former and the eyelets 10 are so arranged that when the flap 3 is in closed position, they will be directly beneath the eyelets 9. An endless pull cord B is threaded through the eyelets of the purse body and cover so as to draw the cover or flap 3 to closed position. The pull cord or element B is passed inwardly through the eyelets 11 and outwardly through the eyelets 10 and thence through the outermost pair of eyelets 9 to the inner pair of such eyelets, and the ends of the pull cord are passed through the inner pair of eyelets and joined together or otherwise secured at 12 at a point under the cover or flap 3. The pull cord or loop B is of such length as to prevent the flap 3 from opening out into a flat condition so that the cover will form a sort of guard or shelf upon which the change can be discharged from the pocket so as to expose the change in condition to be readily picked out. In closing the purse, the portion of the pull cord or loop between the eyelets 11 is grasped and drawn downwardly so as to thereby fold over the cover. When the cover is thus drawn to closed position, the loop can be doubled over the purse so as to be out of the way when placing the purse in a pocket

or satchel, or the loop may be passed around the back of the hand so as to safely hold the purse so as to safely cover the purse.

Having thus described the invention, what I claim is:—

1. A purse comprising front and back sections, a flap extended from the back section and adapted to fold over the front section to close the purse, and a cord or like operating element secured to the free end of the flap and passed through the front section of the purse from without, thence out through said front section from within.

2. A purse comprising front and back section, a front section having two sets of openings at different points between the upper and lower edges thereof, a flap extended from the back section and adapted to fold over the front section and close the purse, and having openings near its free end, and a pull cord or like operating element passed through the openings of the flap and secured thereto and extended through the openings of the front section from without, thence passing outward through said front section from within, said

cord serving to close the flap and of a length to limit the opening thereof and to cause the free end portion of the flap to curve to form a guard.

3. A flat purse comprising front and back sections, a bow spring secured to the end of the front section to hold the mouth of the purse open, said front section having upper and lower sets of openings, a flap extended from the back section and adapted to fold over the front section and close the purse and having openings near its free end, and a pull cord passed through the openings of the flap thence through the upper set of openings of the front section and outward through the other set of openings in said front section, said pull cord being of a length to limit the opening of the flap and cause its free end portion to curve to form a guard.

In testimony whereof I affix my signature in presence of two witnesses.

FRANK E. STANLEY.

Witnesses:

J. N. PHILLIPS,
CARL DICKINSON.