

K. & J. WRIGHT.
 PICTURE AND LIKE MOUNT.
 APPLICATION FILED NOV. 18, 1909.

952,292.

Patented Mar. 15, 1910.

Fig.1.

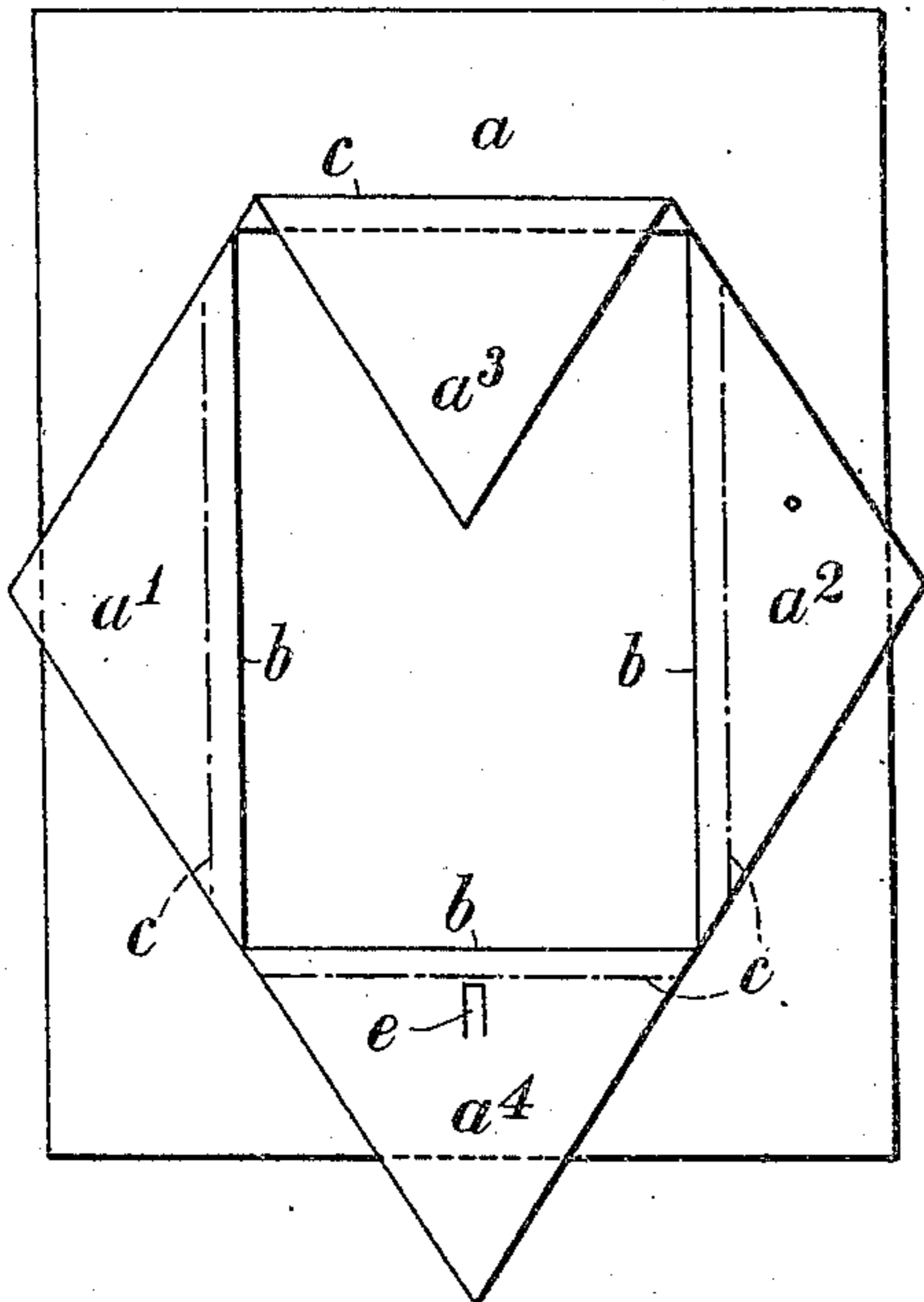


Fig.2.

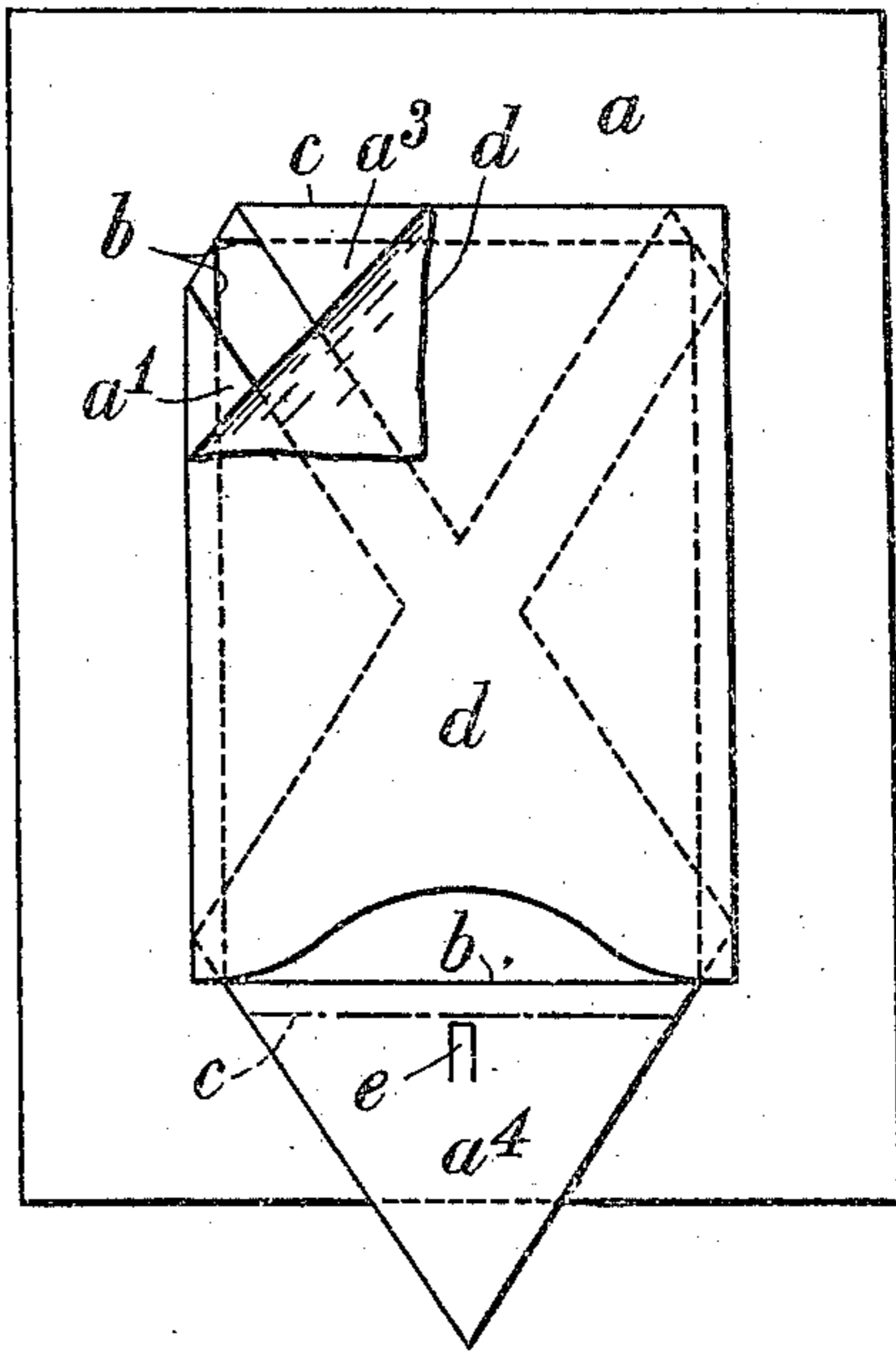


Fig.3. X

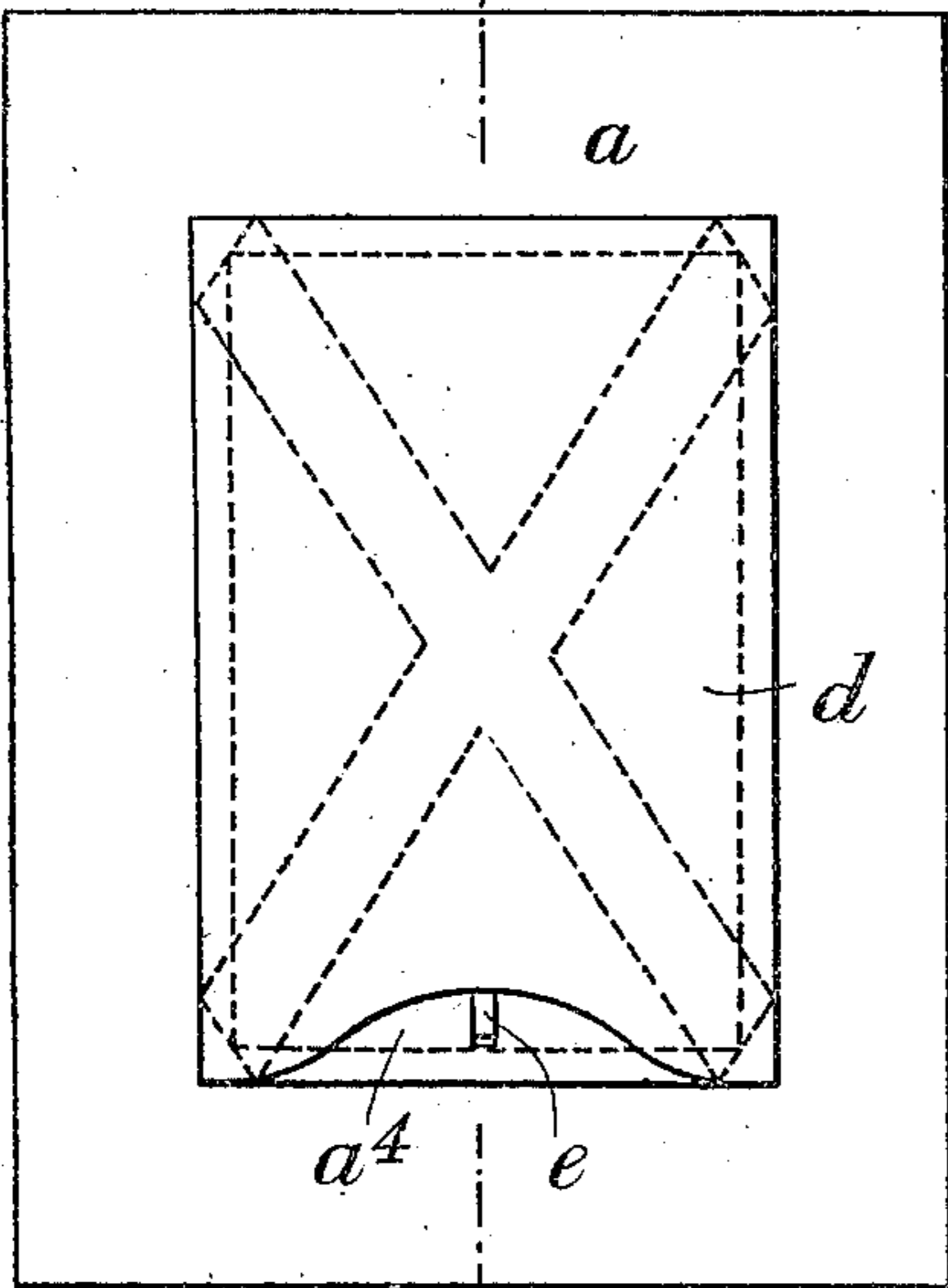


Fig.4. Fig.7.

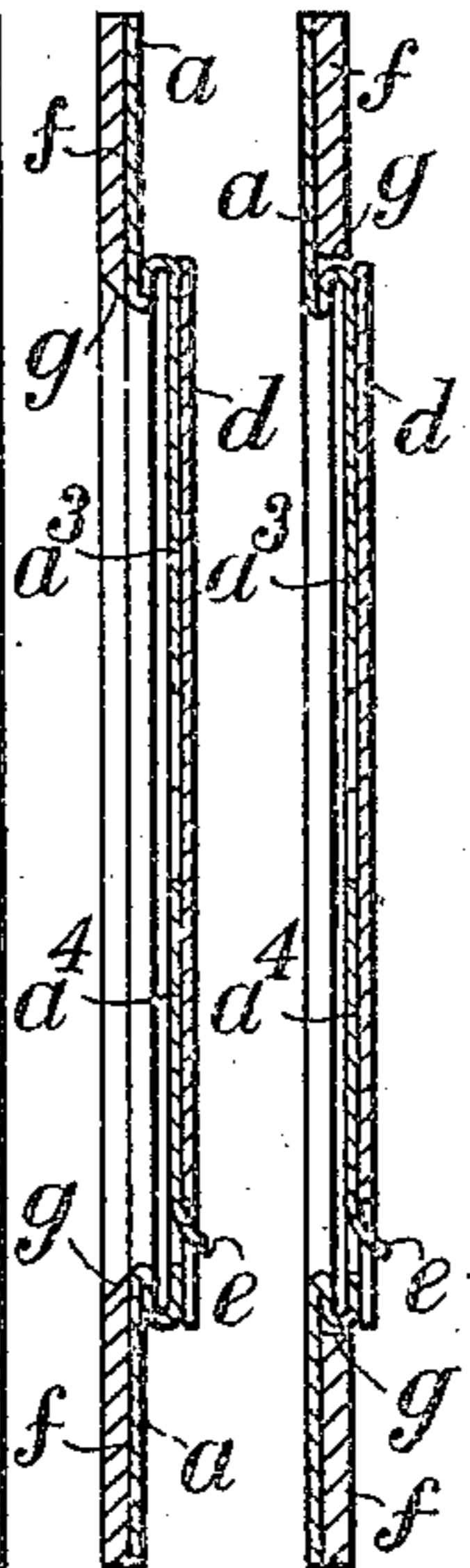


Fig.5. Y

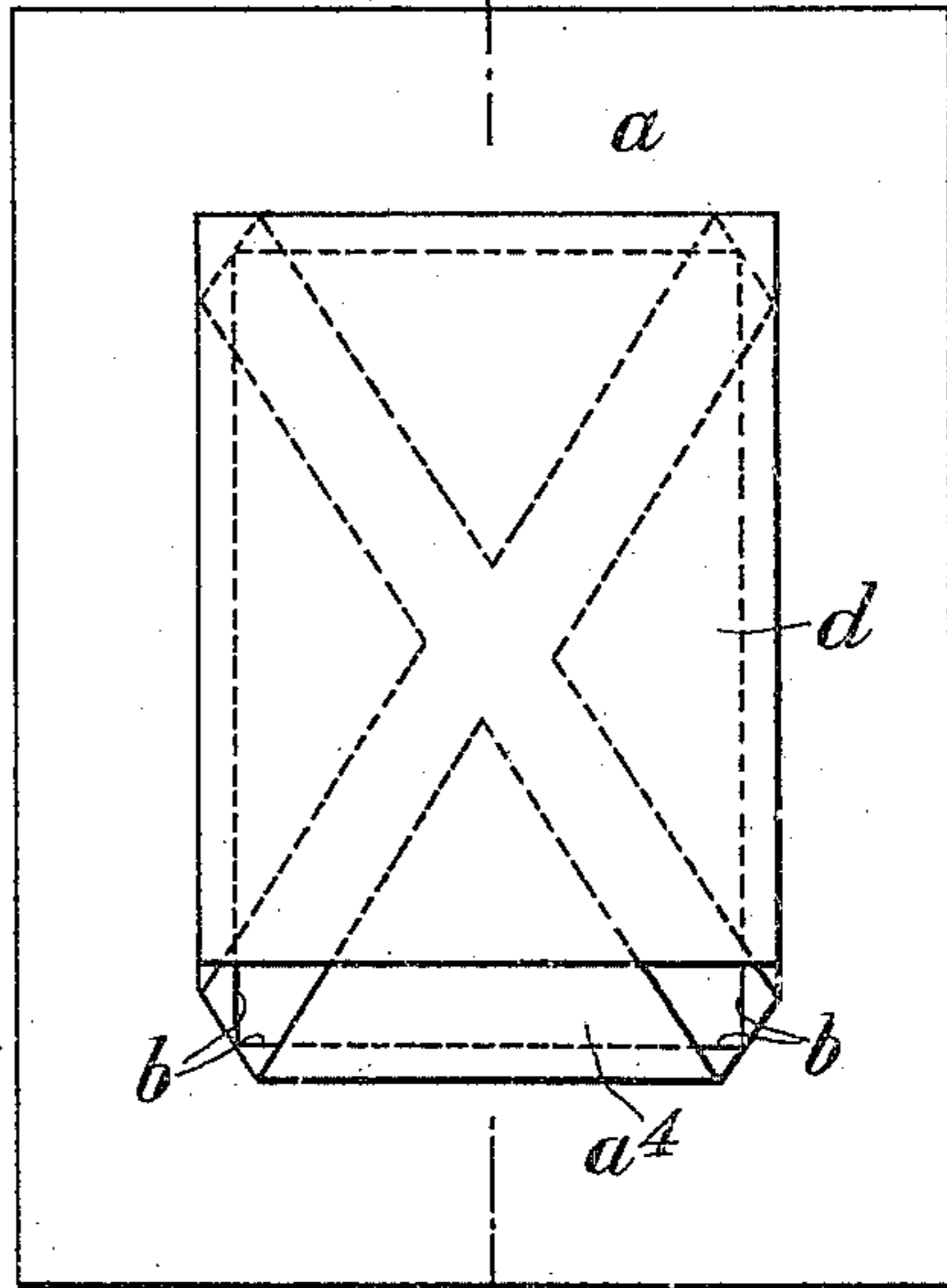
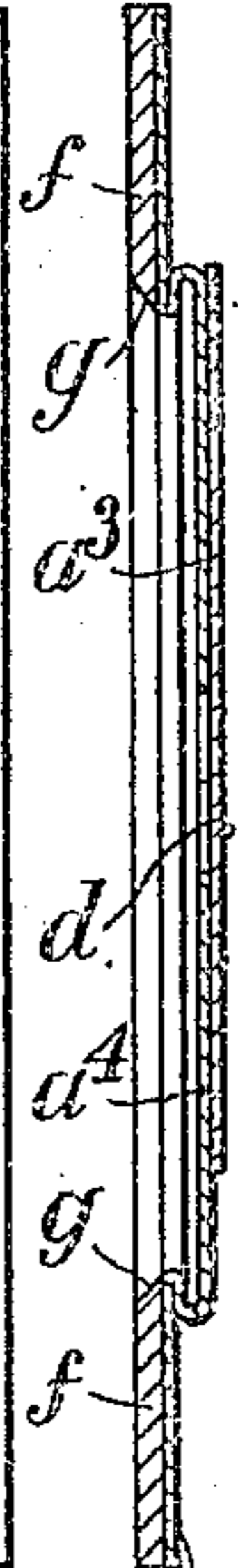


Fig.6.



Witnesses
[Signature]
[Signature]

Inventors
 Katherine Wright
 Jessie Wright
 James B. Norris

UNITED STATES PATENT OFFICE.

KATHERINE WRIGHT AND JESSIE WRIGHT, OF KEW, ENGLAND.

PICTURE AND LIKE MOUNT.

952,292.

Specification of Letters Patent. Patented Mar. 15, 1910.

Application filed November 18, 1909. Serial No. 522,799.

To all whom it may concern:

Be it known that we, KATHERINE WRIGHT and JESSIE WRIGHT, subjects of the King of Great Britain, residing at Kew, Surrey, England, have invented new and useful Improvements in Picture and Like Mounts, of which the following is a specification.

This invention relates to picture and like mounts of the kind wherein there is a piece of paper or other material cut in the interior, so as to form four triangular flaps which are bent into a double fold, two of the flaps lying opposite to each other being united *e. g.* by a piece of material pasted over them.

According to the present invention, three of the triangular flaps are covered by a piece of paper or other material secured thereto by paste or gum, thus forming a pocket for receiving the picture or the like which can be retained in the pocket by sliding the fourth flap beneath the covering piece of material. The fourth flap may have a tab formed therein which will project outside the said covering piece when the said flap is closed and will thus enable the pocket to be easily opened. Or the said covering piece may be of such size as to leave exposed a part of the fourth flap to enable the latter to be grasped by the fingers when it is desired to open the pocket.

In the accompanying drawing, we have shown how the said invention may be conveniently and advantageously carried into practice.

In this drawing:—Figure 1 is a rear view of one form of our improved mount in process of manufacture. Fig. 2 shows a further stage in the process of manufacture, with the fourth flap open. Fig. 3 shows the mount finished with the fourth flap closed or folded beneath the covering piece of material. Fig. 4 is a section on the line X, X, Fig. 3. Fig. 5 is a similar view to Fig. 3, showing a modified form of mount. Fig. 6 is a section on the line Y, Y, Fig. 5. Fig. 7 is a similar view to Fig. 4 showing a modified form of construction.

In the arrangement shown in Figs. 1 to 4, the flaps a' , a^2 , a^3 , a^4 are cut from the interior of a piece a of paper or other suitable material and are bent as shown along the lines b , b , c , c . Three of the flaps a' , a^2 , a^3

are pasted or similarly secured to a covering piece of paper or other material d , which is of such size as to cover substantially the whole of the four flaps but is shaped so as to leave exposed a tab e which may be cut from the material of the flap as shown or may be attached thereto. This tab can be grasped and the flap thereby withdrawn from beneath the piece d .

In the arrangement shown in Figs. 5 and 6, the covering piece d is somewhat smaller than in Fig. 3, so as to leave exposed sufficient of the flap a^4 (Fig. 5) to enable it to be grasped by the fingers and withdrawn from beneath the covering piece when required.

The mount can be stiffened by pasting either to the front thereof (Fig. 6) or to the back thereof (Fig. 7) a stiff piece of material f having an opening g formed thereon. The material f may be of cardboard, wood veneer, papier mâché, thin sheet metal or the like.

We claim:

1. A mount comprising a sheet of flexible material cut in the interior to form four triangular flaps which are each provided with a double fold, and a covering piece of sheet material secured by an adhesive to three of said flaps, so as to form a pocket therewith.

2. A mount comprising a sheet of flexible material cut in the interior to form four triangular flaps which are each provided with a double fold, a covering piece of sheet material secured by an adhesive to three of said flaps, so as to form a pocket therewith, and a tab mounted on the flap which is not secured to said covering piece, said tab extending outside said covering piece when said flap bearing the same is lying beneath said covering piece.

3. A mount comprising a sheet of flexible material cut in the interior to form four triangular flaps which are each provided with a double fold, a covering piece of sheet material secured by an adhesive to three of said flaps, so as to form a pocket therewith, and a third piece of material having an aperture therein and secured to the flexible sheet material around the aperture formed by the folding of the flaps.

4. A mount comprising a sheet of flexible material cut in the interior to form four tri-

angular flaps which are each provided with a double fold, a covering piece of sheet material secured by an adhesive to three of said flaps, so as to form a pocket therewith, a
5 tab mounted on the flap which is not secured to said covering piece, and a third piece of material having an aperture therein and secured to the flexible sheet material around

the aperture formed by the folding of the flaps.

KATHERINE WRIGHT.
JESSIE WRIGHT.

Witnesses:

GEORGE HARRISON,
THOMAS A. BAILEY.