

H. McCLEARY.

CUE.

APPLICATION FILED AUG. 4, 1909.

951,739.

Patented Mar. 8, 1910.

Fig. 7.

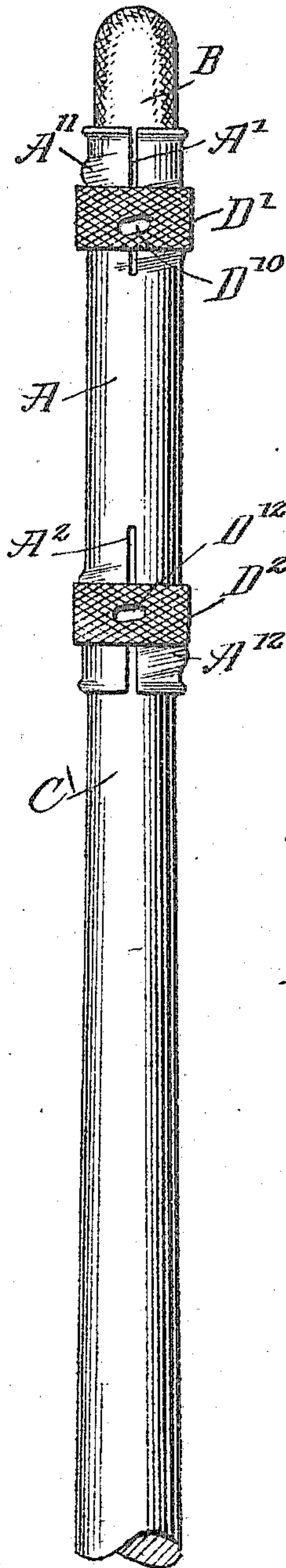


Fig. 2.

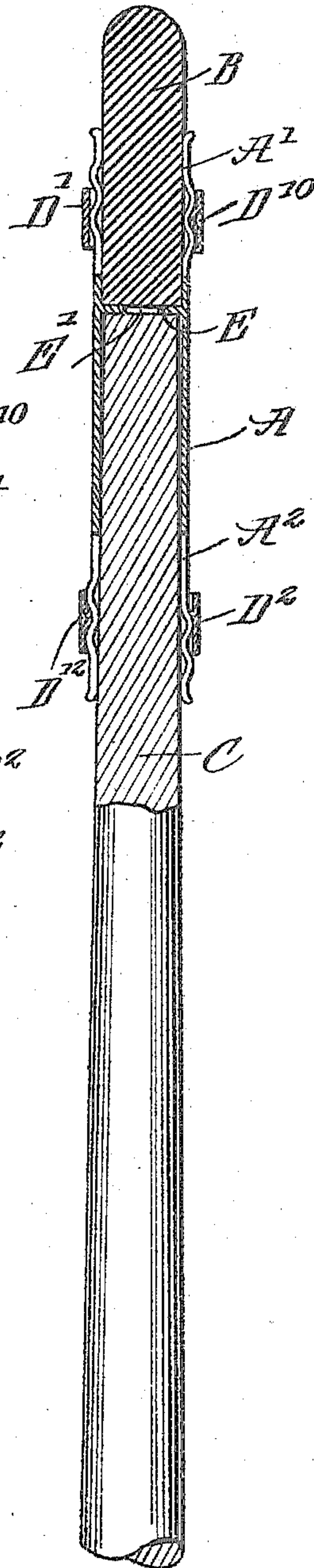
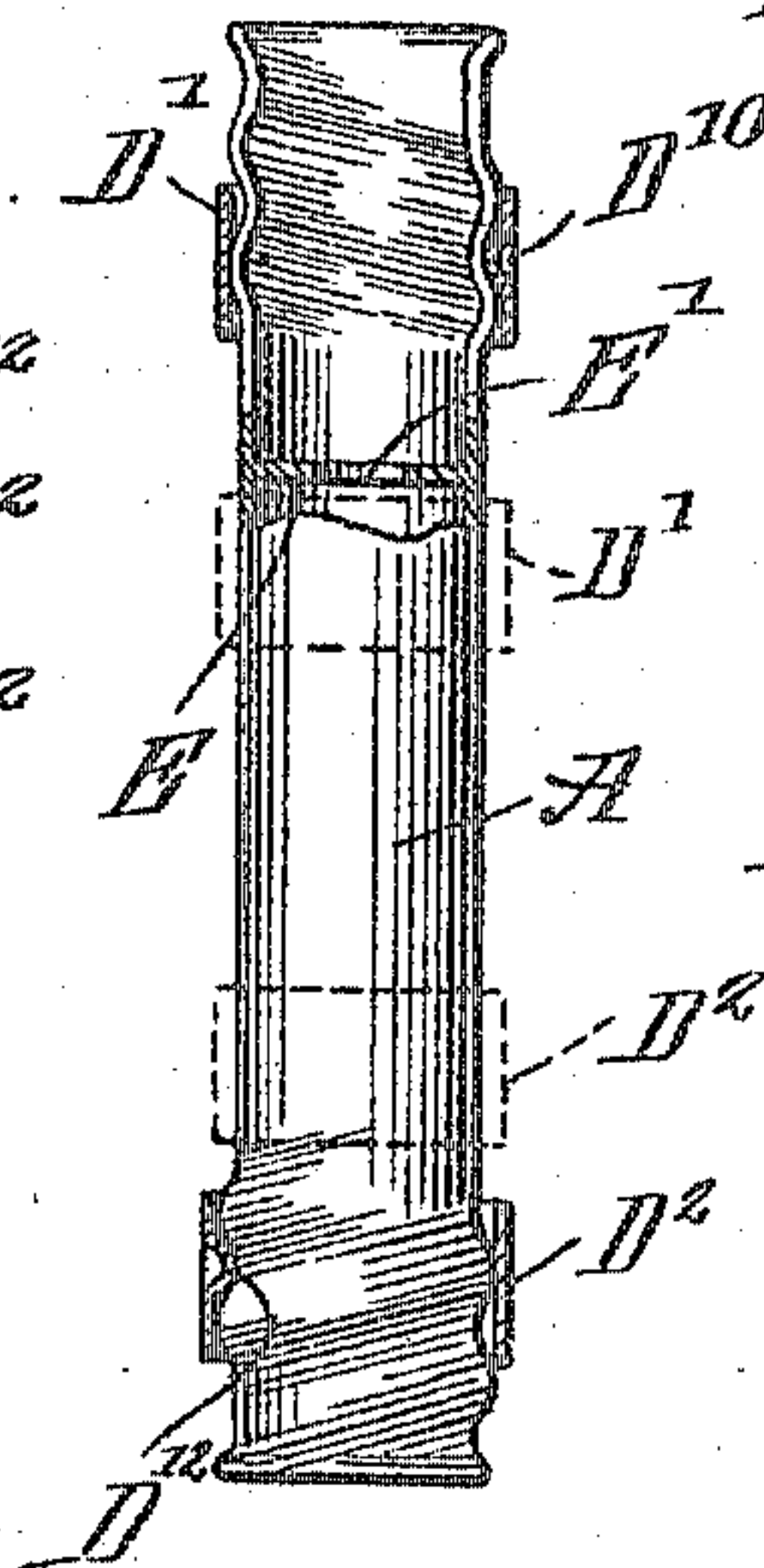


Fig. 3.



WITNESSES

Samuel E. Wade
Perce B. Durpin

INVENTOR

HARRY McCLEARY

BY *Munn & Co.*

ATTORNEYS

UNITED STATES PATENT OFFICE.

HARRY McCLEARY, OF WASHINGTON, DISTRICT OF COLUMBIA.

CUE.

951,739.

Specification of Letters Patent.

Patented Mar. 8, 1910.

Application filed August 4, 1909. Serial No. 511,164.

To all whom it may concern:

Be it known that I, HARRY McCLEARY, a citizen of the United States, and a resident of the city of Washington, in the District of Columbia, have made certain new and useful Improvements in Cues, of which the following is a specification.

This invention is an improvement in cues for use in playing billiards and similar games and particularly in the tip holding devices for use on said cues and the invention consists in certain novel constructions and combinations of parts as will be hereinafter described and claimed.

In the drawing—Figure 1 is a side view of the tip end of a cue provided with my invention; Fig. 2 is a similar view partly in section, and Fig. 3 is a detail elevation partly in section of one of the tubes all of which will be described.

By my invention I provide a novel construction whereby to utilize, in producing billiard cue tips, leather in the form of round leather belting which may be cut off in proper lengths and suitably rounded at its end to operate as a tip.

In carrying out my invention I provide a carrier in the form of a sleeve A whose ends are split longitudinally at A' and A², respectively, to receive the cue tip B and the end of the cue stick C as shown in Figs. 1 and 2 of the drawing. Its slitted ends A' and A² are threaded on their outer sides at A¹¹ and A¹² to receive collars D' and D² which may be milled on their outer sides as shown in Fig. 1 and engage with the threads A¹¹ and A¹² to compress the slitted ends of the sleeve A upon the cue stick and the cue tip to clamp said parts in position when applied as shown in Figs. 1 and 2 of the drawing. In constructing the collars D' and D² for engagement with the threads of the sleeve A it is preferred to indent the said collars at D¹⁰ and D¹² as shown to form an inwardly projecting spur which operates as a thread in engaging the threads of the sleeve A.

Within the sleeve A and preferably comparatively near the inner ends of the slits A' I provide the sleeve A with a partition or

cross plate E which forms a stop for both the cue tip B and the stick C and operates to prevent any displacement of the tip by the stick in the operation of the invention. This partition E is provided with an opening E' for the passage of any suitable implement used in pushing the cue tip out of the sleeve when said tip has worn down in the use of the invention.

The construction is simple, inexpensive, facilitates the application and removal of the cue tip and enables the substitution of a new tip instantly and without the aid of skilled labor.

I claim:

1. The improvement substantially as herein described comprising a stick, a cue tip in the form of an elongated rounded body and a holder comprising a sleeve slitted at its opposite ends and receiving the stick at one end and the cue tip at its other end and provided on its outer side with threads and also having a cross plate or partition adjacent the end slitted for the cue tip and provided with an opening in said plate to facilitate displacing the cue tip and collars threaded on the sleeve and adapted to compress the slitted portions thereof, substantially as set forth.

2. A cue tip holder comprising a sleeve having its ends slitted for the reception of a cue stick and a cue tip and provided with a perforated cross plate or partition adjacent the end slitted for the cue tip, and collars threaded on the slitted ends of the sleeve substantially as set forth.

3. A cue tip holder comprising a sleeve adapted at one end to receive a cue stick and at its other end to receive a cue tip and having said ends slitted and provided between its slitted ends with a cross plate forming a stop for a cue tip and stick and perforated for the passage of an instrument whereby to displace the cue tip and clamping collars on the ends of the sleeve substantially as set forth.

HARRY McCLEARY.

Witnesses:

SOLON C. KEMON,
PERRY B. TURPIN.