

J. MADROW.
TOBACCO PIPE.
APPLICATION FILED OCT. 13, 1909.

951,569.

Patented Mar. 8, 1910.

Fig. 1.

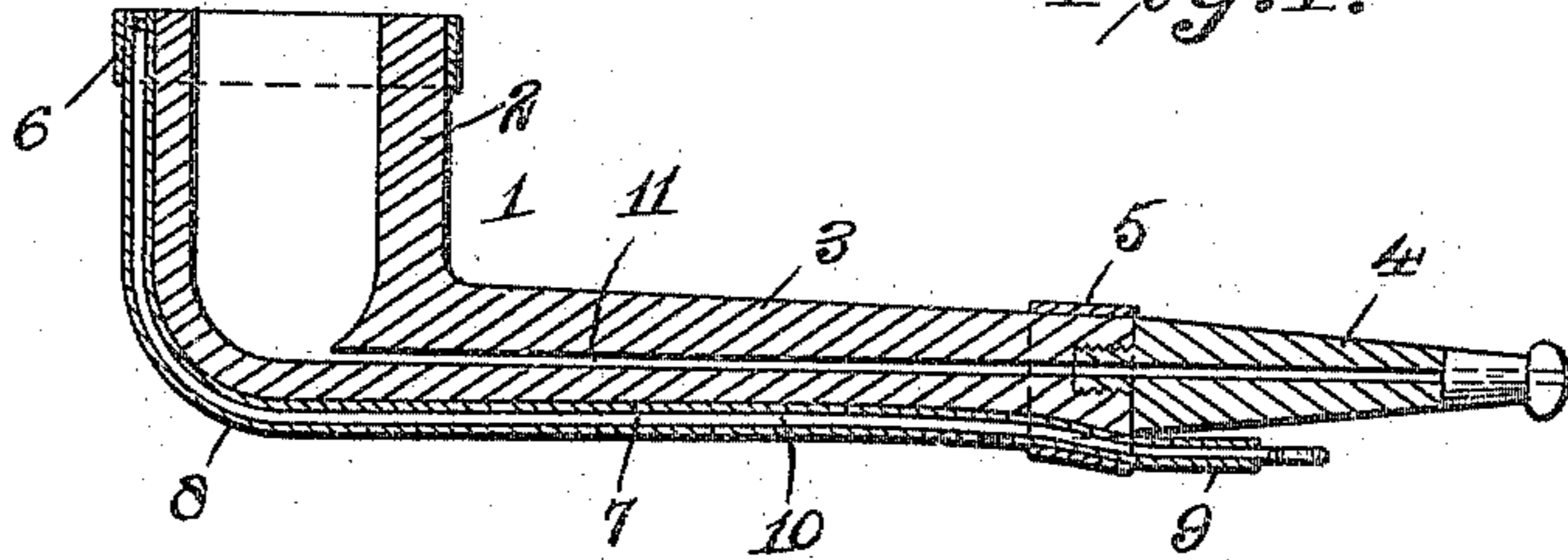


Fig. 2.

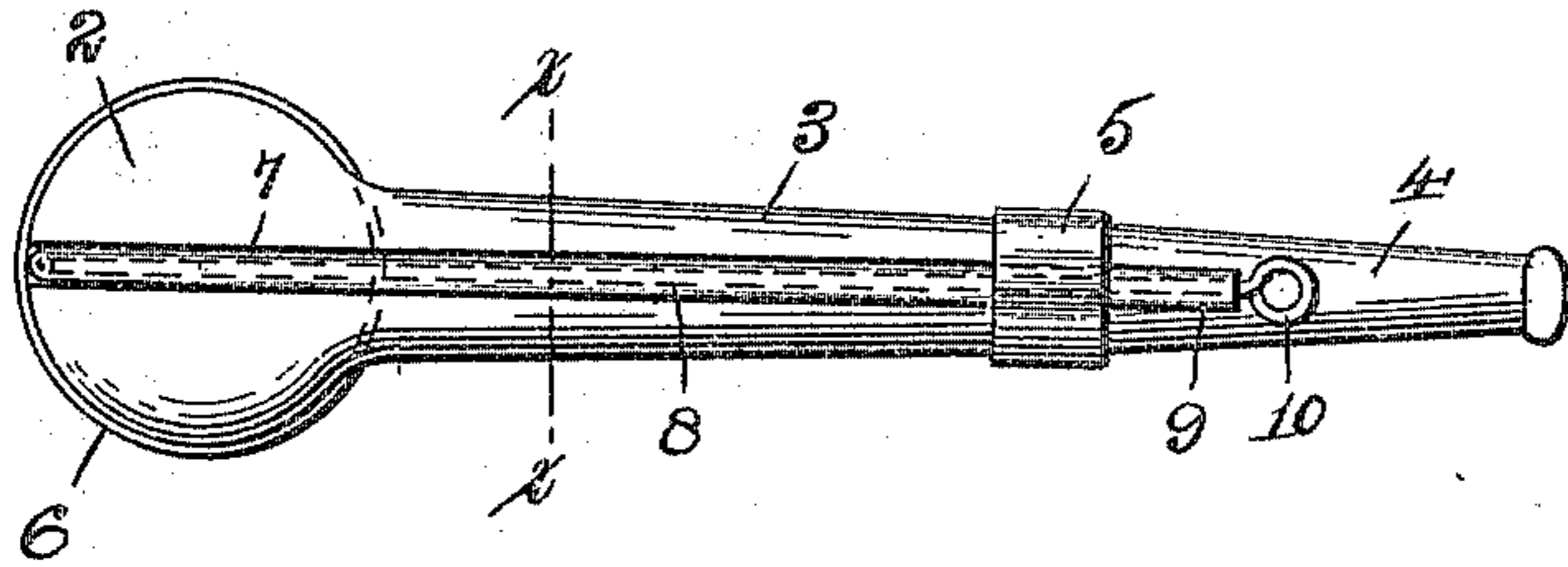


Fig. 4.

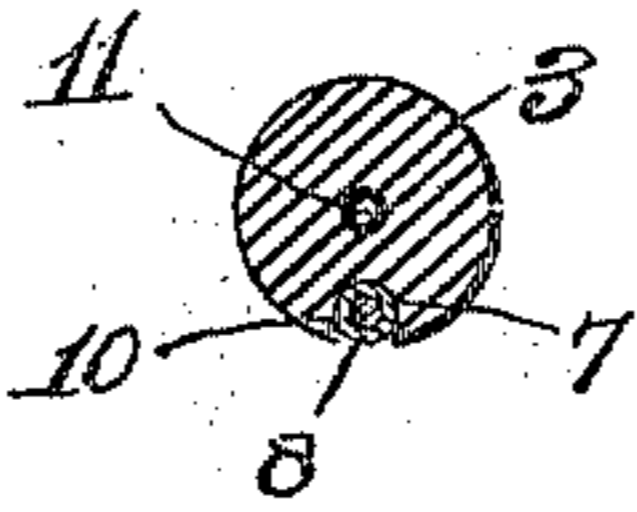


Fig. 3.

Witnesses:

A. A. Olson

B. G. Richards

Inventor:
John Madrow

by Joshua R. Horne
his Attorney.

UNITED STATES PATENT OFFICE.

JOHN MADROW, OF CHICAGO, ILLINOIS.

TOBACCO-PIPE.

951,569.

Specification of Letters Patent.

Patented Mar. 8, 1910.

Application filed October 13, 1909. Serial No. 522,399.

To all whom it may concern:

Be it known that I, JOHN MADROW, a citizen of the United States, residing at Chicago, county of Cook, and State of Illinois, have invented certain new and useful Improvements in Tobacco-Pipes, of which the following is a specification.

My invention relates to tobacco pipes and the object of the invention is the provision of a pipe of such character which will be equipped with means for receiving and carrying a cleaning device for the smoke duct of the pipe.

Another object is the provision in a tobacco pipe of a cleaner carrying means as mentioned which will be efficient and which will be so arranged in the body of the pipe as to add to the appearance of the latter.

Other objects will appear hereinafter. With these objects in view my invention consists in a smoking pipe characterized as above mentioned and in certain details of construction and arrangement of parts all as will be hereinafter fully described and particularly pointed out in the appended claim.

My invention will be more readily understood by reference to the accompanying drawings forming a part of this specification, and in which,

Figure 1 is a central longitudinal section of my pipe in its preferred form, Fig. 2 is a bottom plan view thereof, Fig. 3 is a transverse section taken on line $x-x$ of Fig. 2, and Fig. 4 is a plan view of the smoke duct cleaning device detached.

Referring now to the drawings 1 indicates an ordinary pipe comprising the bowl 2 and integral stem 3 and the mouth-piece 4, the latter, as shown, being in threaded connection with the pipe stem. Embracing the rearward extremity of the stem 3 and the upper edge of the bowl 2 are metallic ferrules 5 and 6 respectively. Formed in the under side of the stem 3 and the forward side of the bowl 2 is a continuous groove 7 of a width and depth adapting the same to snugly receive a tube 8, the latter, as shown, being bent to conform with the curvature of said stem and bowl. The forward end of said tube is preferably closed, the same being held in position in the groove 7 by ferrule 6. The rearward or mouth end 9 thereof extends slightly beyond the termination of the groove 7 at the rearward extremity of the stem 3, and is held in

position in said groove by the ferrule 5 which, as shown, is slightly enlarged to accommodate the same. The passage through said tube is of such diameter and length as to adapt the same to snugly receive a cleaning device 10. In the drawings the latter is shown as being simply a flexible wire of a length slightly greater than the length of the smoke duct. However, no claim is made to the specific form of the cleaning device employed, hence any of the ordinary or improved cleaners of the flexible type in use at the present time may be employed if desired.

When not in use the cleaner is carried in the tube 8 with its rearward end projecting slightly from the rearward end of the latter, as clearly shown in Figs. 1 and 2. Upon desiring to use the same, by grasping the protruding end thereof, it may be readily drawn out from the tube and inserted into the smoke duct of the pipe and manipulated in the usual manner.

While I have shown what I deem to be the preferred form of my device I do not wish to be limited thereto as there might be various changes made in the details of construction and the arrangement of parts without departing from the spirit of the invention comprehended within the scope of the appended claim. And although I have shown my improvement as applied to a pipe of definite design the same may be arranged upon a pipe of any other design to which it is applicable.

Having described my invention what I claim as new and desire to secure by Letters Patent is:

The combination with a tobacco pipe comprising a bowl and stem, of a continuous groove formed in the outer front side of said bowl and the outer under side of said stem, a tube substantially coextensive with said groove arranged therein, ferrules embracing said bowl and said stem, said ferrules acting as a means for securing said tube in said groove, and a smoke duct cleaner removably carried in said tube, substantially as described.

In testimony whereof I have signed my name to this specification in the presence of two subscribing witnesses.

JOHN MADROW.

Witnesses:

JOSHUA R. H. POTTS,
HELEN F. LILLIS.