

A. PETERSON.

BOOK HOLDER.

APPLICATION FILED FEB. 27, 1909.

951,334.

Patented Mar. 8, 1910.

Fig. 1.

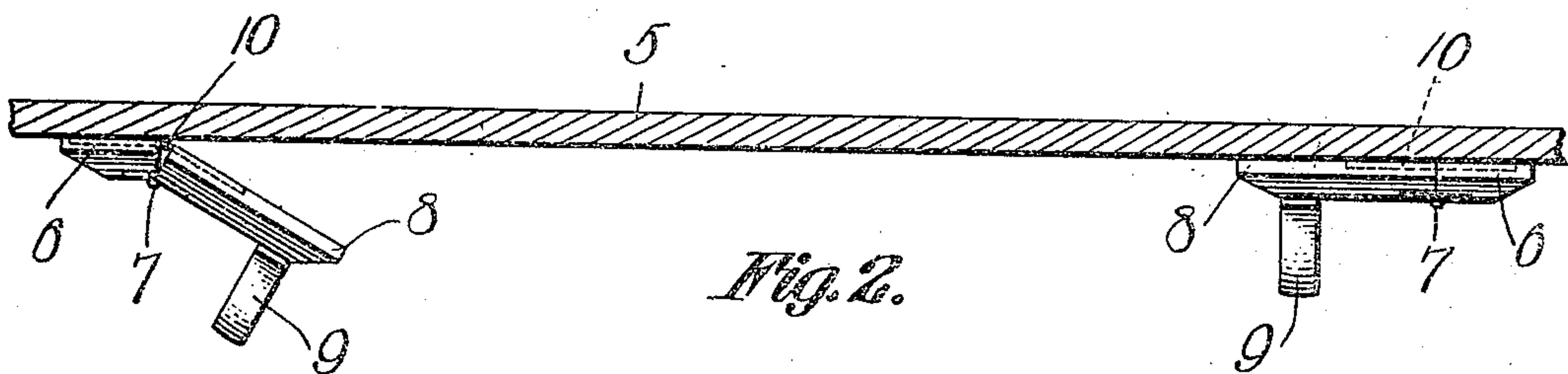
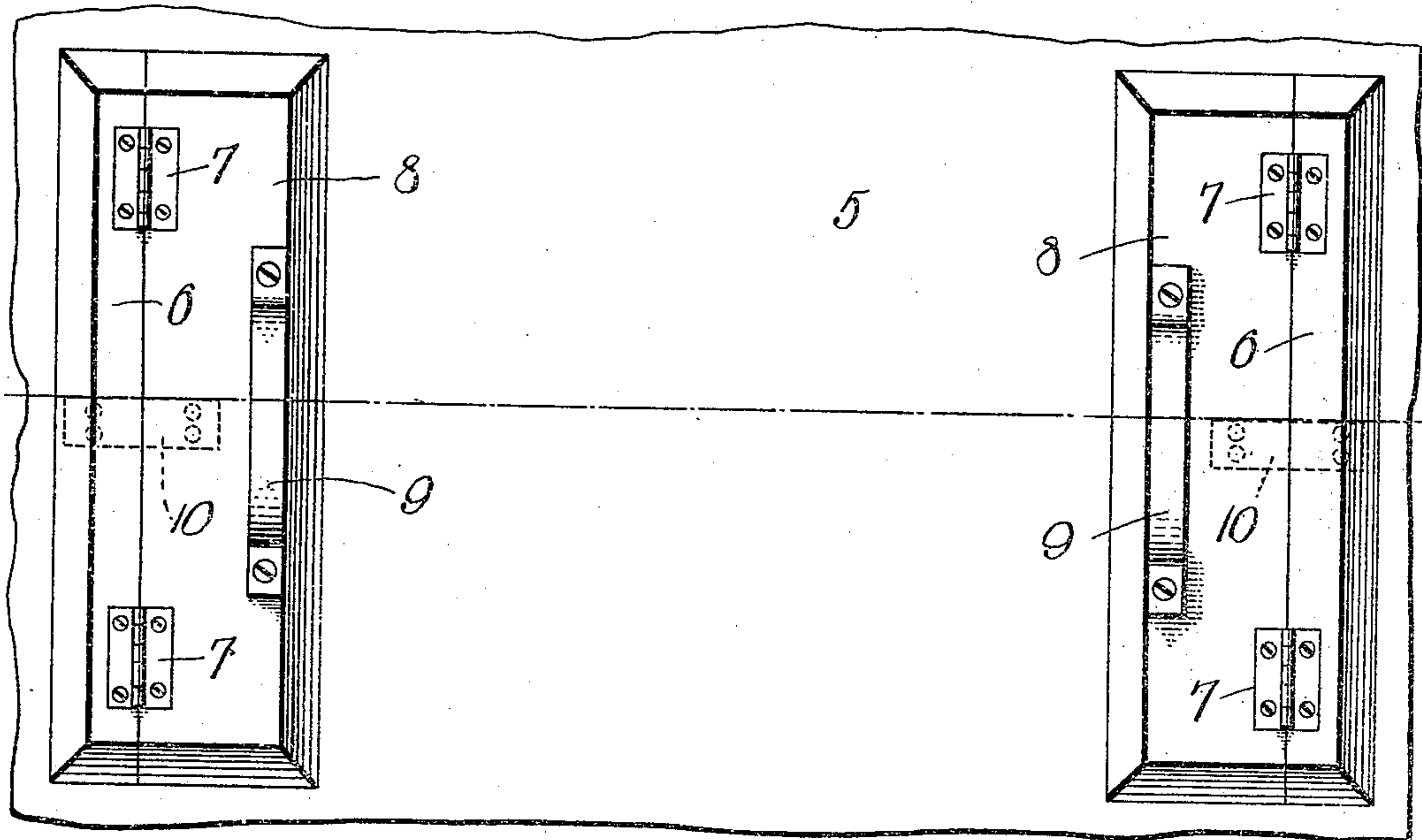


Fig. 2.

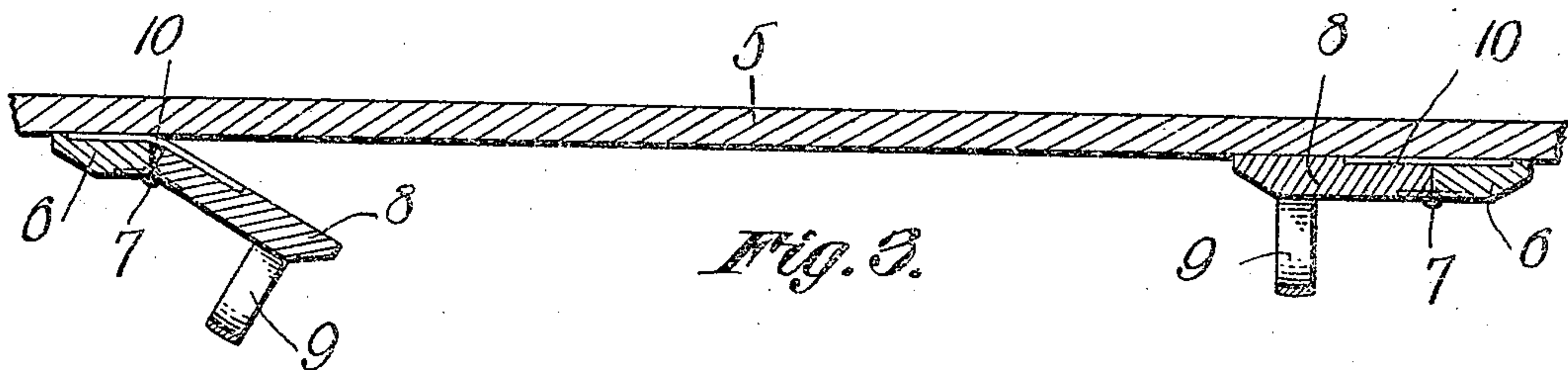


Fig. 3.

Inventor

Alfred Peterson,

Witnesses

Chas. C. Richardson,
H. O. Fauden

By

Charles Chandler

Attorneys.

UNITED STATES PATENT OFFICE.

ALFRED PETERSON, OF WARESBORO, GEORGIA.

BOOK-HOLDER.

951,334.

Specification of Letters Patent.

Patented Mar. 8, 1910.

Application filed February 27, 1909. Serial No. 480,317.

To all whom it may concern:

Be it known that I, ALFRED PETERSON, a citizen of the United States, residing at Waresboro, in the county of Ware, State of Georgia, have invented certain new and useful Improvements in Book-Holders; and I do hereby declare the following to be a full, clear, and exact description of the invention, such as will enable others skilled in the art to which it appertains to make and use the same.

The invention relates to book holders and more particularly to the class of book holders adapted to be mounted upon a musical instrument such as a piano or the like.

The primary object of the invention is the provision of a book holder in which the leaves or pages of a book may be held in a manner to hold the book in an open position for the reading of printed matter upon said pages of the book and means to permit the ready and easy release of the pages so that the latter can be turned when the book is in use.

Another object of the invention is the provision of a book holder of this character which is simple in construction, readily and easily manipulated, thoroughly efficient in operation, durable and economical and inexpensive in the manufacture.

With these and other objects in view the invention consists in the construction, combination and arrangement of parts or elements as will be hereinafter more fully described in detail, illustrated in the accompanying drawings which disclose the preferred form of embodiment of the invention to enable those skilled in the art to carry the invention into practice, and as brought out in the claim hereunto appended. However it is to be understood that changes, variations and modifications may be made such as come properly within the scope of the appended claim, without departing from the spirit of the invention or sacrificing any of its advantages.

In the drawings;—Figure 1 is a fragmentary front elevation of the invention. Fig. 2 is a top plan view with the back board shown in section. Fig. 3 is a sectional view on the line 3—3 of Fig. 1.

Similar reference characters indicate corresponding parts throughout the several views in the drawings.

In the drawings the numeral 5, designates a rear or back base board which may be of

any desirable shape and size and is preferably formed of wood although it may be of any other suitable material. Upon the front face of the said board 5, are secured in any suitable manner spaced horizontally disposed strips 6, the latter being arranged in parallelism with each other and have connected thereto by hinges 7, swinging sections 8, the same disposed opposite each other and normally contact with the outer face of the board.

Mounted upon the swinging sections 8, near their free edge are loop handles 9, which latter can be conveniently gripped by the hands of a person so as to move the swinging sections.

Contained centrally in suitable recess portions of the strips 7, and sections 8, are elastic straps 10, one end of each being secured to the strips 7, and the opposite end thereof secured to the swinging section 8, so as to lie transversely across the mutually adjacent edges of the said strip and swinging section. These elastic straps serve to tension the swinging sections 8, and normally maintain the same against outward movement and in contact with the base board.

When it is desired to mount a book in the holder an operator opens the said book so that the desired pages will be brought to view then the said open book is placed so as to have the book thereof lie against the rear or back board 5 whereupon the swinging sections 8, are pulled outwardly with respect to the back boards so that upon release of these swinging sections under tension the same will clamp the edges of the pages of the book to maintain it in open position.

What is claimed is:—

A book holder comprising a base board, spaced parallel strips secured to one face of the board, swinging sections, hinges mounted upon the outer faces of the strips and sections to connect the latter to said strips, the said strips and sections being formed with registering recesses in their inner faces, and elastic strips secured in said recesses and lying transversely across the mutually adjacent edges of the said strips and swinging sections.

In testimony whereof, I affix my signature, in presence of two witnesses.

ALFRED PETERSON.

Witnesses:

J. W. CARTER,
CHAS. E. CASON.