

S. KARP.
SLEEVE FOR GARMENTS.
APPLICATION FILED NOV. 17, 1909.

948,142.

Patented Feb. 1, 1910.

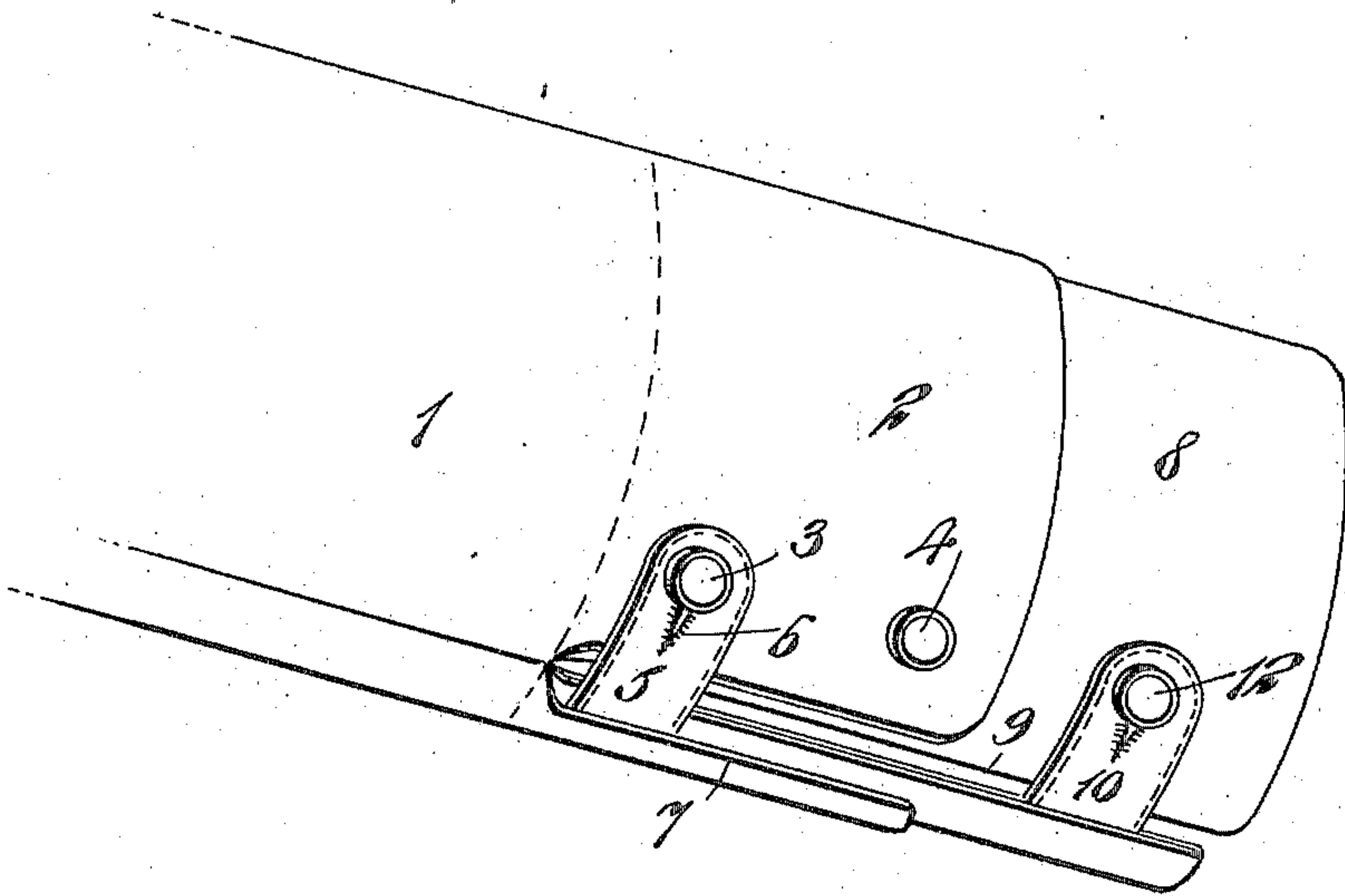


Fig. 1.

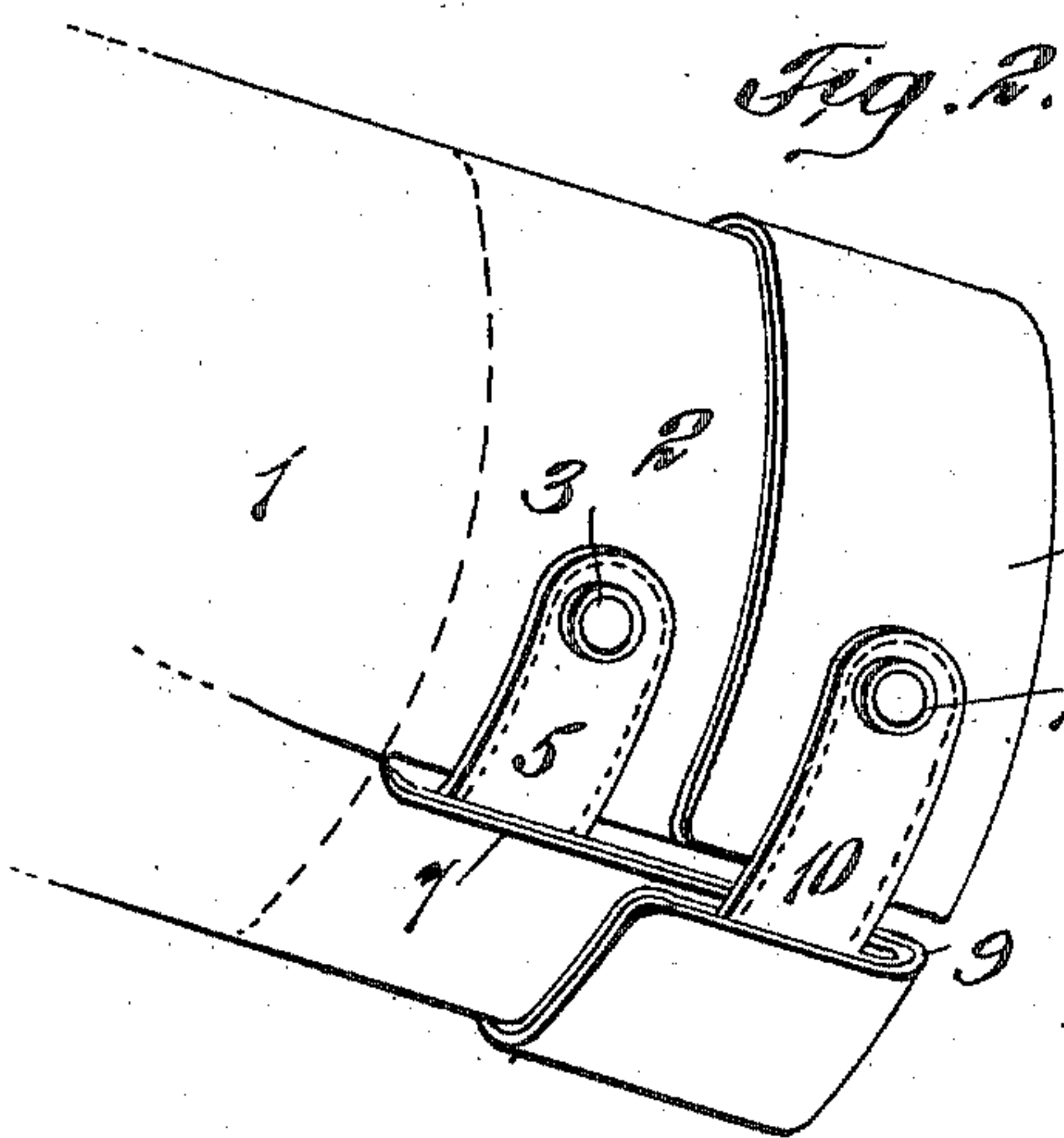


Fig. 2.

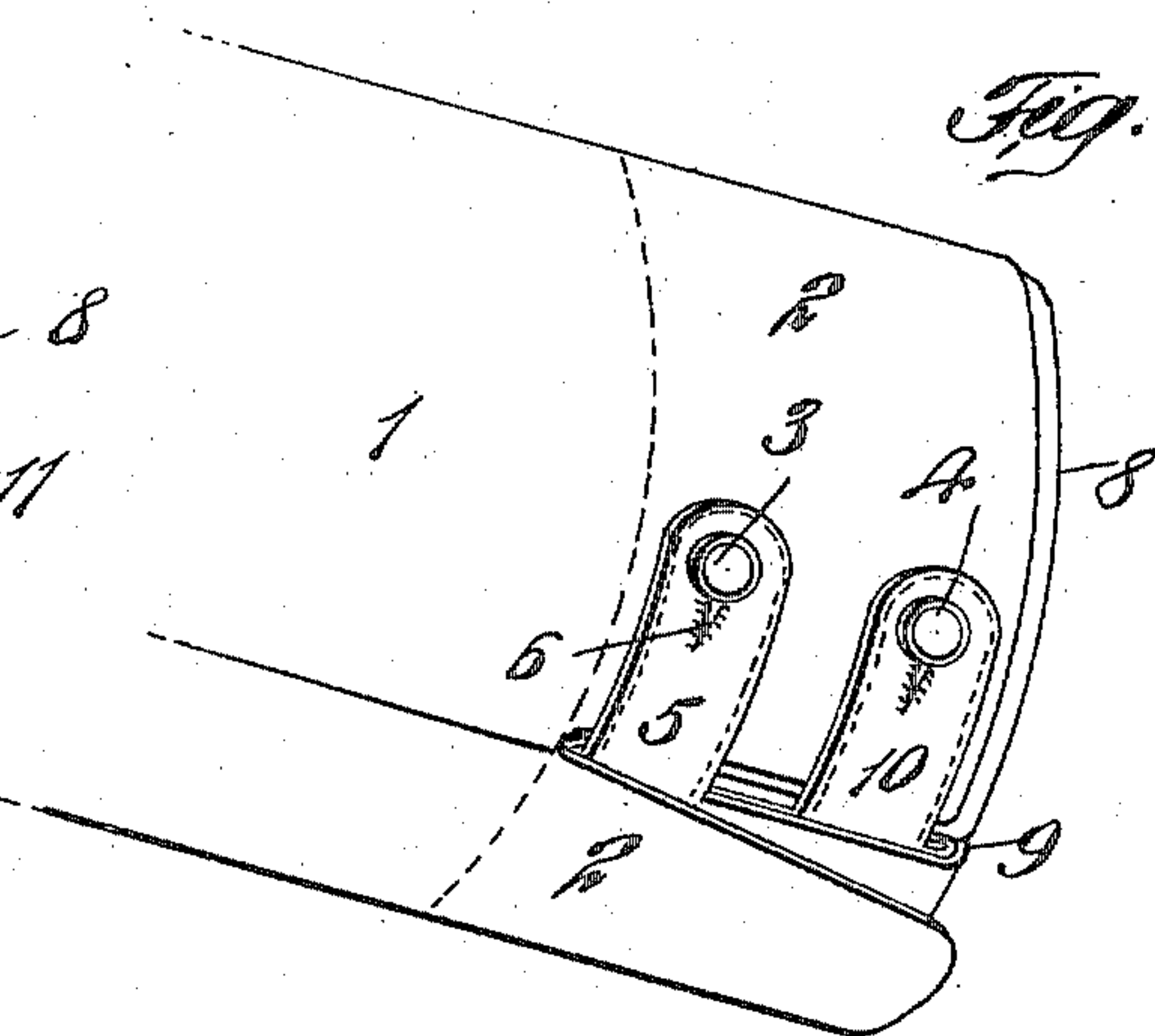


Fig. 3.

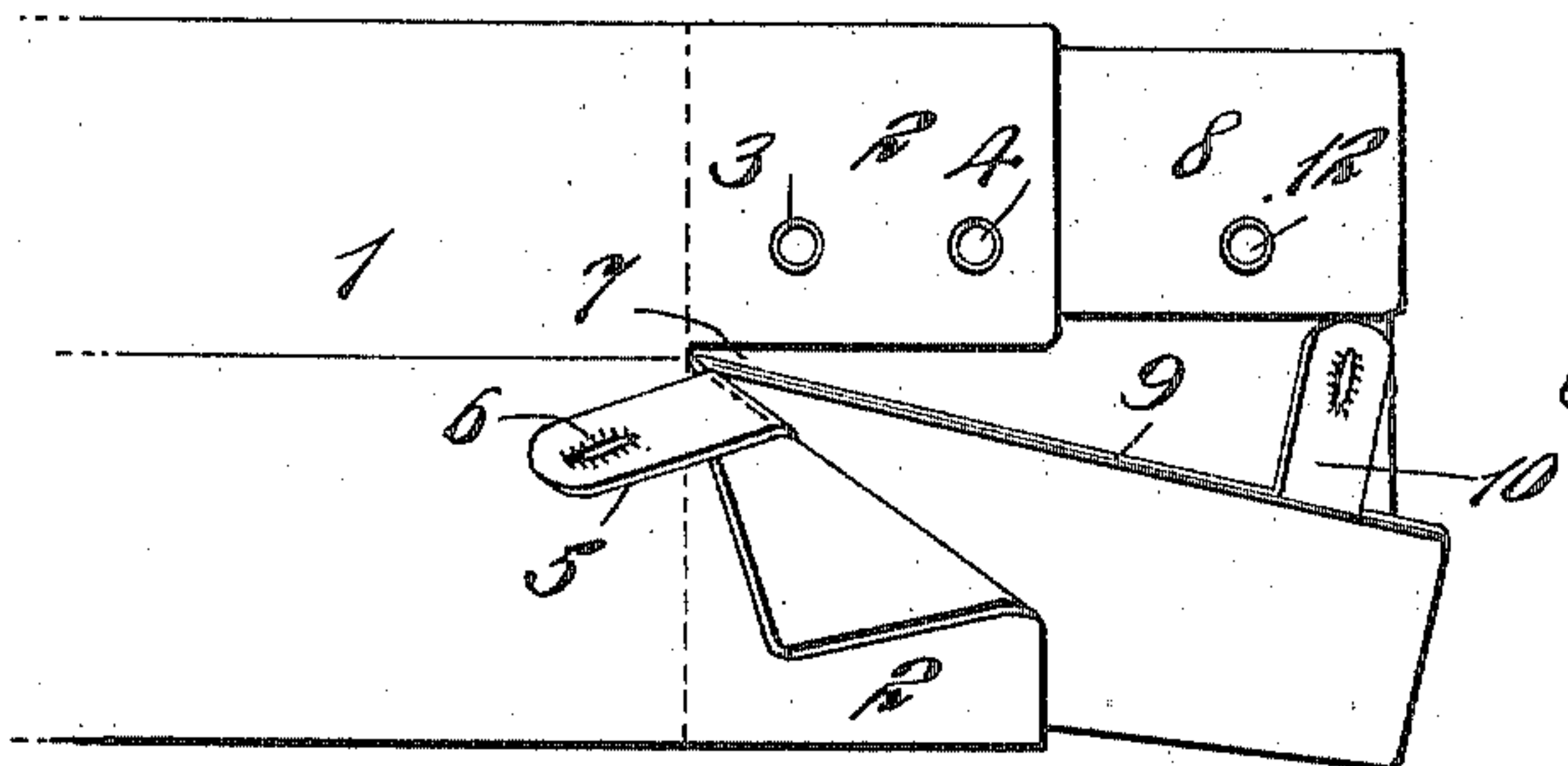


Fig. 4.

WITNESSES:

Julius H. Smith
B. A. Pierce

INVENTOR

Samuel Karp
BY *A. M. Pierce*
ATTORNEY.

UNITED STATES PATENT OFFICE.

SAMUEL KARP, OF NEW YORK, N. Y.

SLEEVE FOR GARMENTS.

948,142.

Specification of Letters Patent.

Patented Feb. 1, 1910.

Application filed November 17, 1909. Serial No. 528,555.

To all whom it may concern:

Be it known that I, SAMUEL KARP, a citizen of the United States, residing at New York, in the county of New York and State of New York, have invented certain new and useful Improvements in Sleeves for Garments, of which the following is a specification, reference being had therein to the accompanying drawing.

10 My invention relates especially to the arrangement of cuffs upon the sleeves of coats, or the equivalent, and has for its object the provision of an economical, ornamental, extensible and changeable cuff.

15 To attain the desired end, my invention consists in certain novel and useful combinations or arrangements of parts, and peculiarities of construction and operation, all of which will be hereinafter first fully described and then pointed out in the claim.

20 In the drawing, Figure 1 is a side elevation of a sleeve and cuff embodying my invention, the cuff being in an extended position. Fig. 2 is a like view with the cuff folded back and secured, and Fig. 3 is a like view with the parts in a different position. Fig. 4 is a plan view of the sleeve and cuff, the parts being unbuttoned.

25 Similar numerals of reference, wherever they occur, indicate corresponding parts in all the figures.

1 is a garment sleeve, of the usual construction.

35 2 is lower extremity of the sleeve proper, provided with buttons or catches 3 and 4, on one side, and a tab 5 on the other, having a buttonhole 6 therein, the said tab being secured to the inside of a slit 7.

8 is an extension secured to the body of

the sleeve, provided with a slit 9, a tab 10, 40 an interior button 11, and an exterior button 12.

In Fig. 1 of the drawing, the cuff is fully extended so as to cover the wrist of the wearer, affording great protection from cold and rain. When it is desired to turn 45 the cuff backward out of the way, it can be done as illustrated in Fig. 2, by turning the part 8 over the part 2, and buttoning the tab 10 to the button 11, producing a neat 50 ornamental effect; or, as in Fig. 3, by turning the part 8 underneath the part 2, and buttoning the tab 10 to the button 4. It will thus be seen that while not only providing an ornamental sleeve the cuff where- 55 of may be changed in appearance at pleasure, great economy is obtained, as when the garment is used by a growing child, the sleeve can be readily lengthened to suit the requirements of such growth. 60

Having now fully described my invention, what I claim as new therein and desire to secure by Letters Patent, is:

The combination with a garment sleeve, of an extension secured thereto, buttons upon 65 the exterior of the body of the sleeve, and the exterior and interior of the extension, and tabs provided with button holes carried by the extremity of the sleeve and by the extension, the whole arranged to operate substantially as shown and described. 70

In testimony whereof I hereto affix my signature in presence of two witnesses.

SAMUEL KARP.

Witnesses:

M. S. WEEKER,
JOE HALTZON.