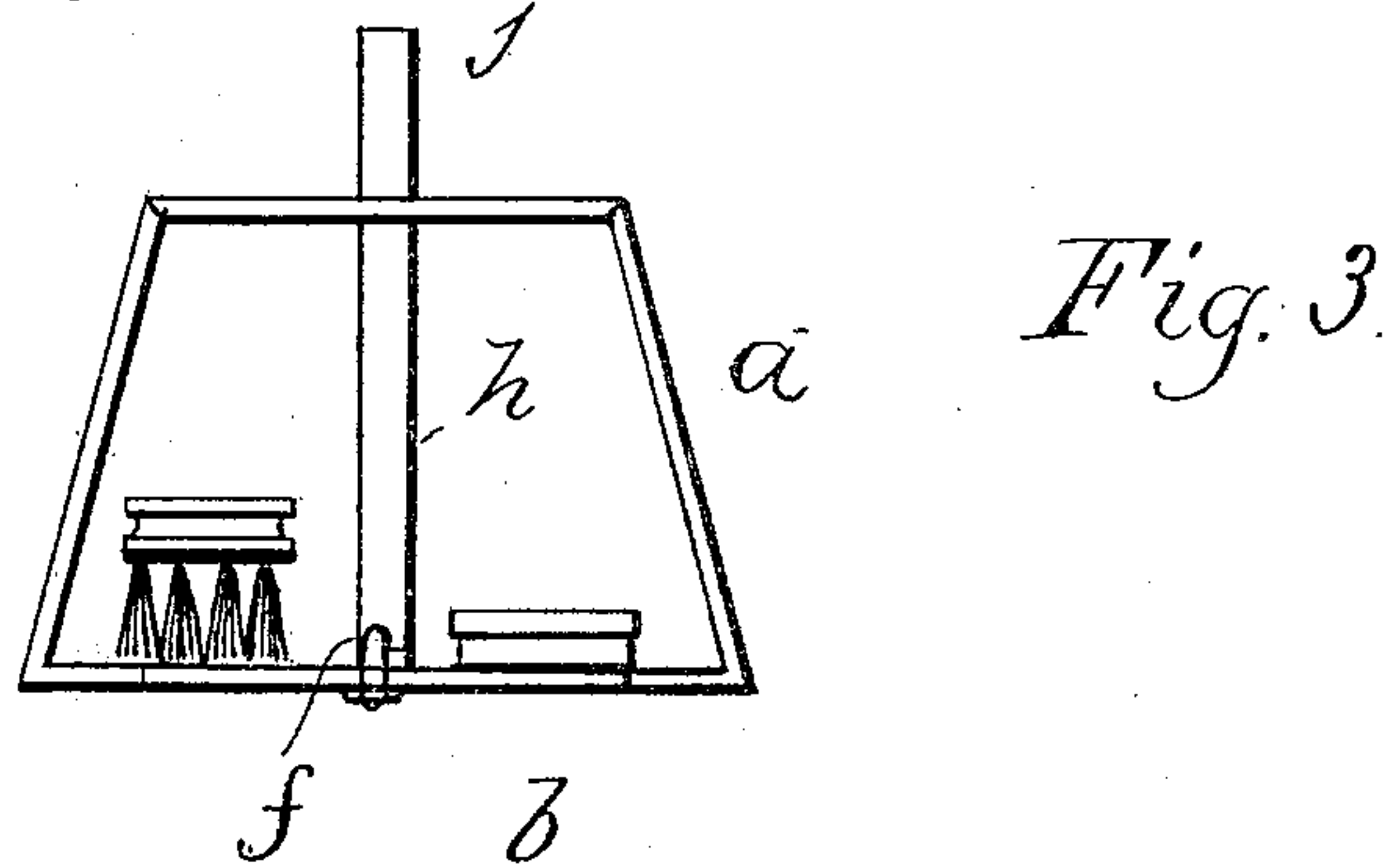
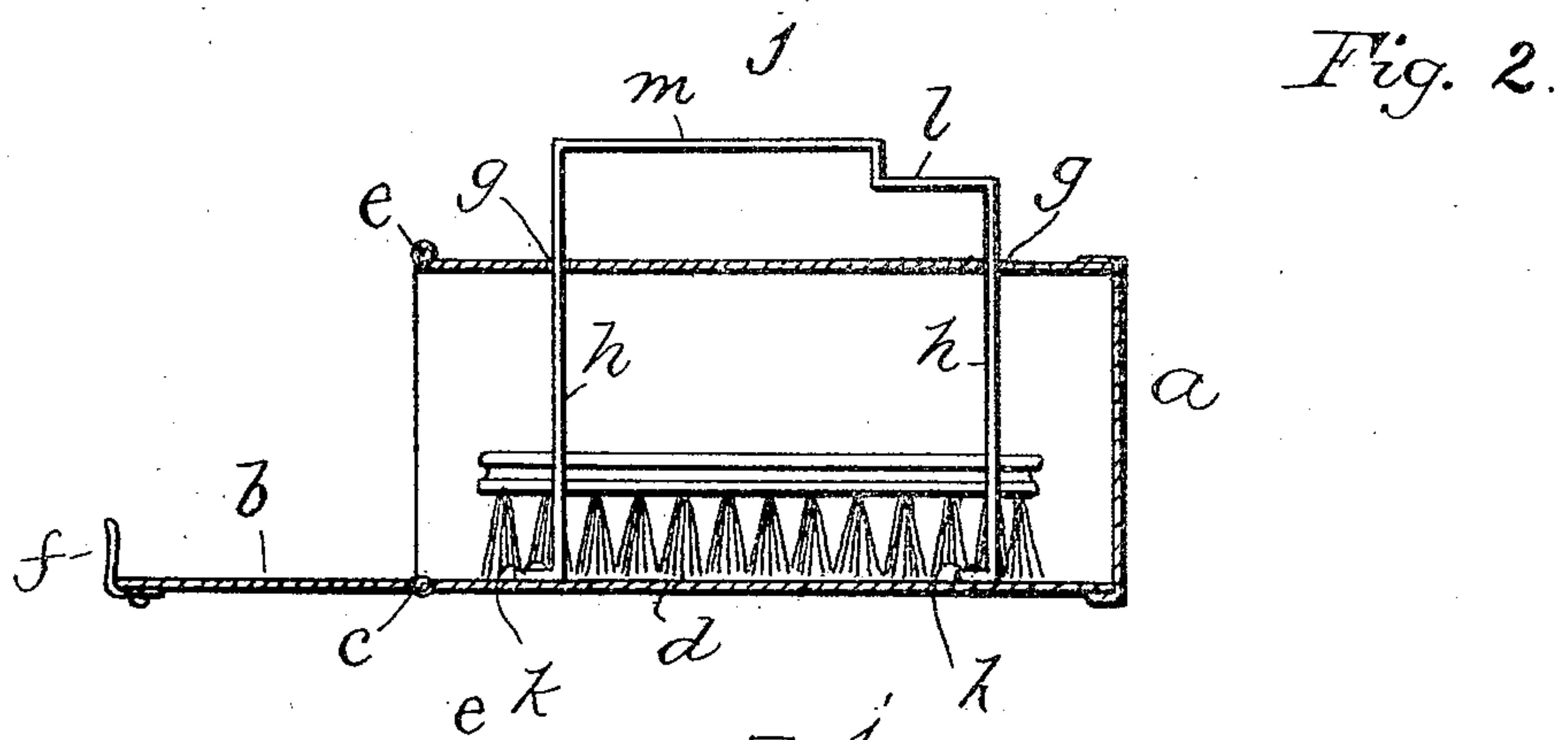
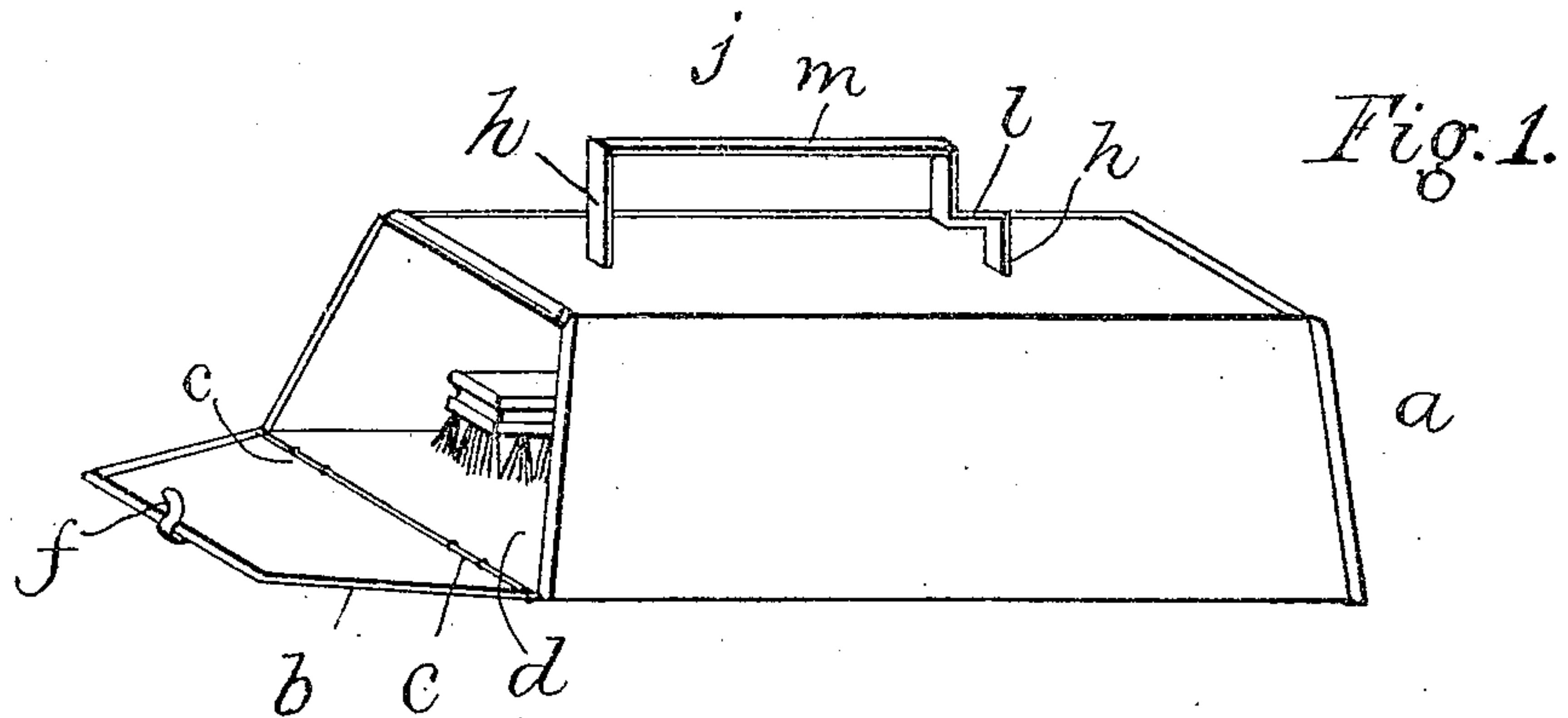


E. RIEBEL.
 BOOT BLACK STAND AND FOOT REST.
 APPLICATION FILED APR. 15, 1909.

946,564.

Patented Jan. 18, 1910.



Witnesses:
C. E. Jordan
Harry J. Cromer

Inventor:
Edmond Riebel.
 By *David H. Fletcher.*
his Atty.

UNITED STATES PATENT OFFICE.

EDWARD RIEBEL, OF CHICAGO, ILLINOIS.

BOOT-BLACK STAND AND FOOT-REST.

946,564.

Specification of Letters Patent.

Patented Jan. 18, 1910.

Application filed April 15, 1909. Serial No. 490,186.

To all whom it may concern:

Be it known that I, EDWARD RIEBEL, a citizen of the United States, residing at Chicago, in the county of Cook and State of Illinois, have invented certain new and useful Improvements in Boot-Black Stands and Foot-Rests, of which the following is a description, reference being had to the accompanying drawings, forming a part of this specification, in which corresponding letters of reference in the different figures indicate like parts.

The object of my invention is to so construct a boot-black stand and foot-rest that thin metallic sheets may be utilized in the formation of the body in such a way as to brace the foot rest without subjecting the body to undue stress, thereby enabling a strong, light and durable structure to be produced at minimum cost, all of which is hereinafter more particularly described and definitely pointed out in the claims.

In the drawings—Figure 1 is an isometrical view of a device embodying the features of my invention; Fig. 2 is a longitudinal vertical sectional view thereof, and Fig. 3 is a front end elevation.

Referring to the drawings, *a* indicates generally an oblong box-like structure, preferably wider at the bottom than at the top and formed from sheet metal. In the structure shown I have represented the sides and one end as being permanently closed while a door *b*, is hinged at *c* to the bottom *d* of the structure to close the other end. The edge of the front end of the box is reinforced by means of a wire or rod *e*, around which the metal is crimped or bent in the usual way. The door is adapted to be secured in place when closed by means of a spring clasp *f*, formed to engage the bead upon the edge of the box resulting from said wire reinforcement.

Formed in the top of the box are two transverse slots or openings *g*, Fig. 2, through which are projected the upright portions or standards *h*, *h* of a foot-rest, generally designated by *j*, which is formed from a single flat metallic bar shaped substantially in the manner indicated. The lower ends of the bar are bent at right angles to the body, as

shown at *k k*, Fig. 2, which parts are riveted, or otherwise rigidly attached to the bottom of the box, as shown. The portion extending above the top of the box is not only adapted to form a handle for carrying purposes, but is provided with an offset *l*, for the reception of the heel of a shoe, the sole of which is adapted to rest upon the part *m*. The fact that the upright supports are projected through the top and attached to the bottom of the box, enables all of the weight to which the foot rest may be subjected to be supported directly upon the bottom of the box, thereby relieving the other parts from stress. At the same time the body of the box forms a support for and serves to brace the supports *h* of the foot-rest, thereby obviating the necessity for expensive bracing while imparting no stress to the light material forming the top which it is not amply able to sustain.

The interior of the box is intended to receive the usual implements of the trade, as indicated.

Having thus described my invention, what I claim and desire to secure by Letters-Patent is:—

1. A device of the class described, comprising a hollow sheet metal case in combination with a foot-rest arranged to extend above the top and provided with uprights projected downwardly through said top and secured to the bottom of the box, whereby the bottom may serve to bear the weight while the top may act as a brace to maintain it in an upright position.

2. The combination with a hollow case or box having a door at its end, of a foot-rest formed from a single piece of metal bent to form a foot-rest above the top of the box, with upright supports extended through openings in the said top and rigidly attached to the bottom of said box.

In testimony whereof, I have signed this specification in the presence of two subscribing witnesses, this 12th day of April 1909.

EDWARD RIEBEL.

Witnesses:

D. H. FLETCHER,
CARRIE E. JORDAN.