

W. NEMSEY.
PAPER RECEPTACLE.
APPLICATION FILED JULY 27, 1909.

944,145.

Patented Dec. 21, 1909.

Fig. 1.

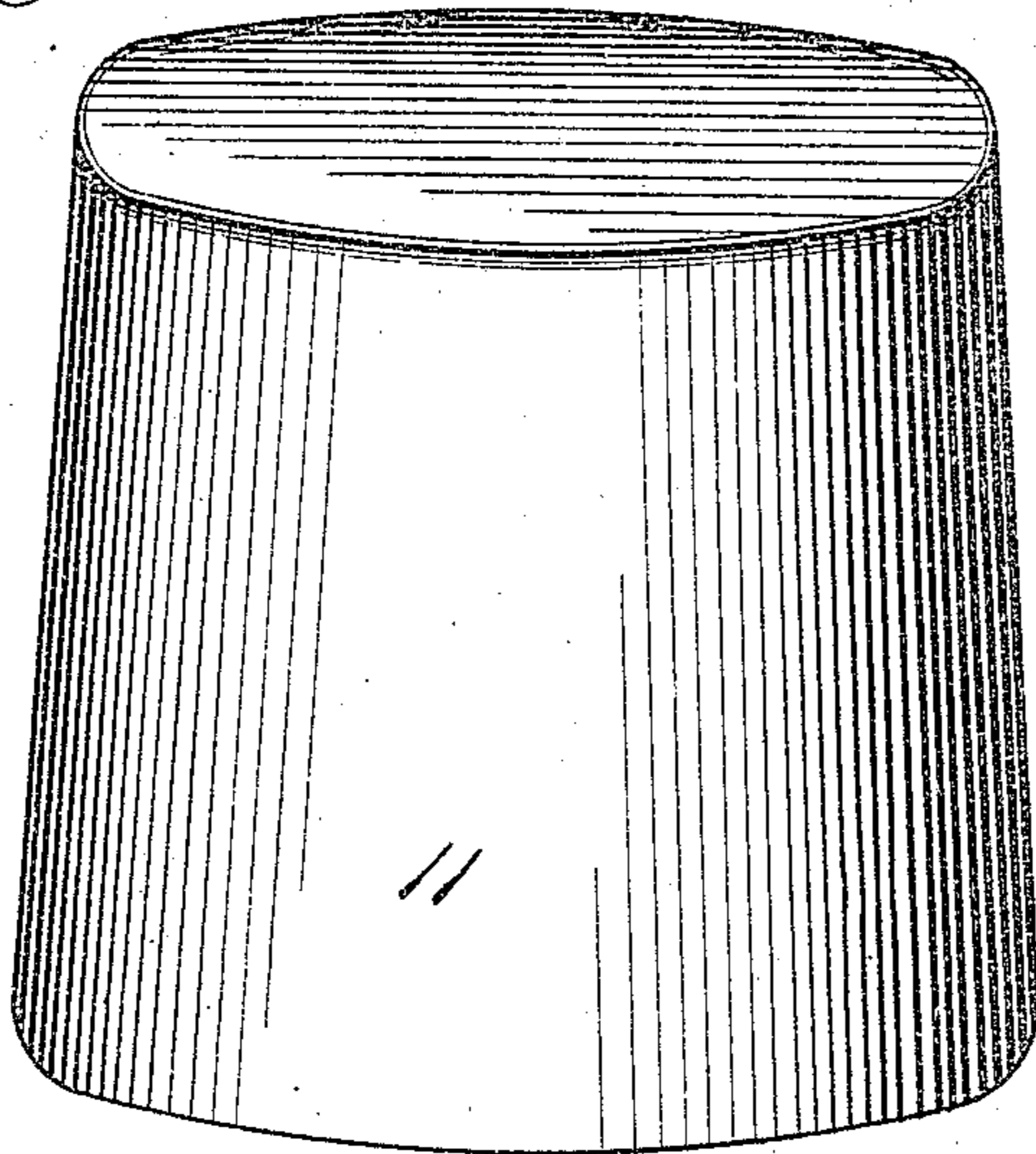


Fig. 2.

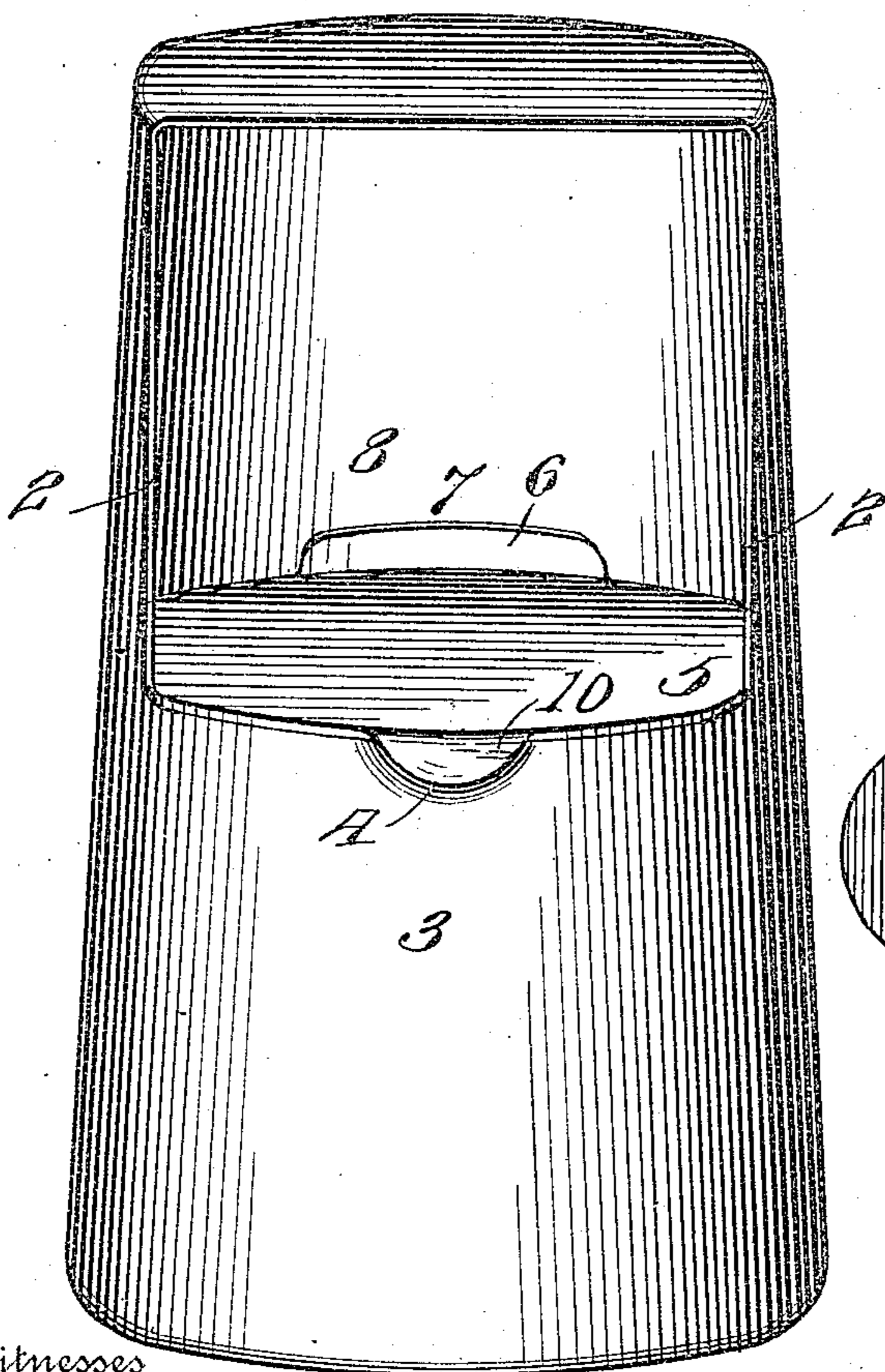
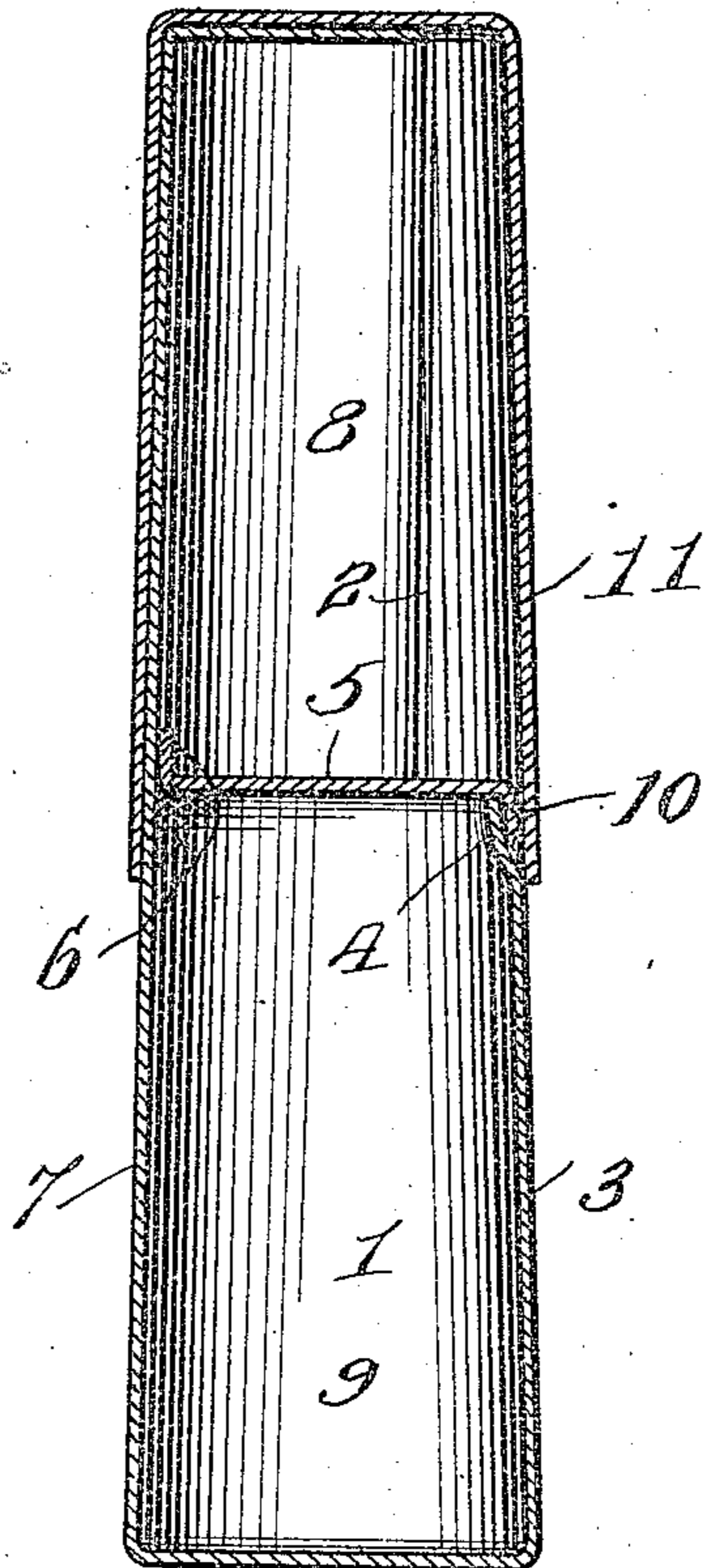
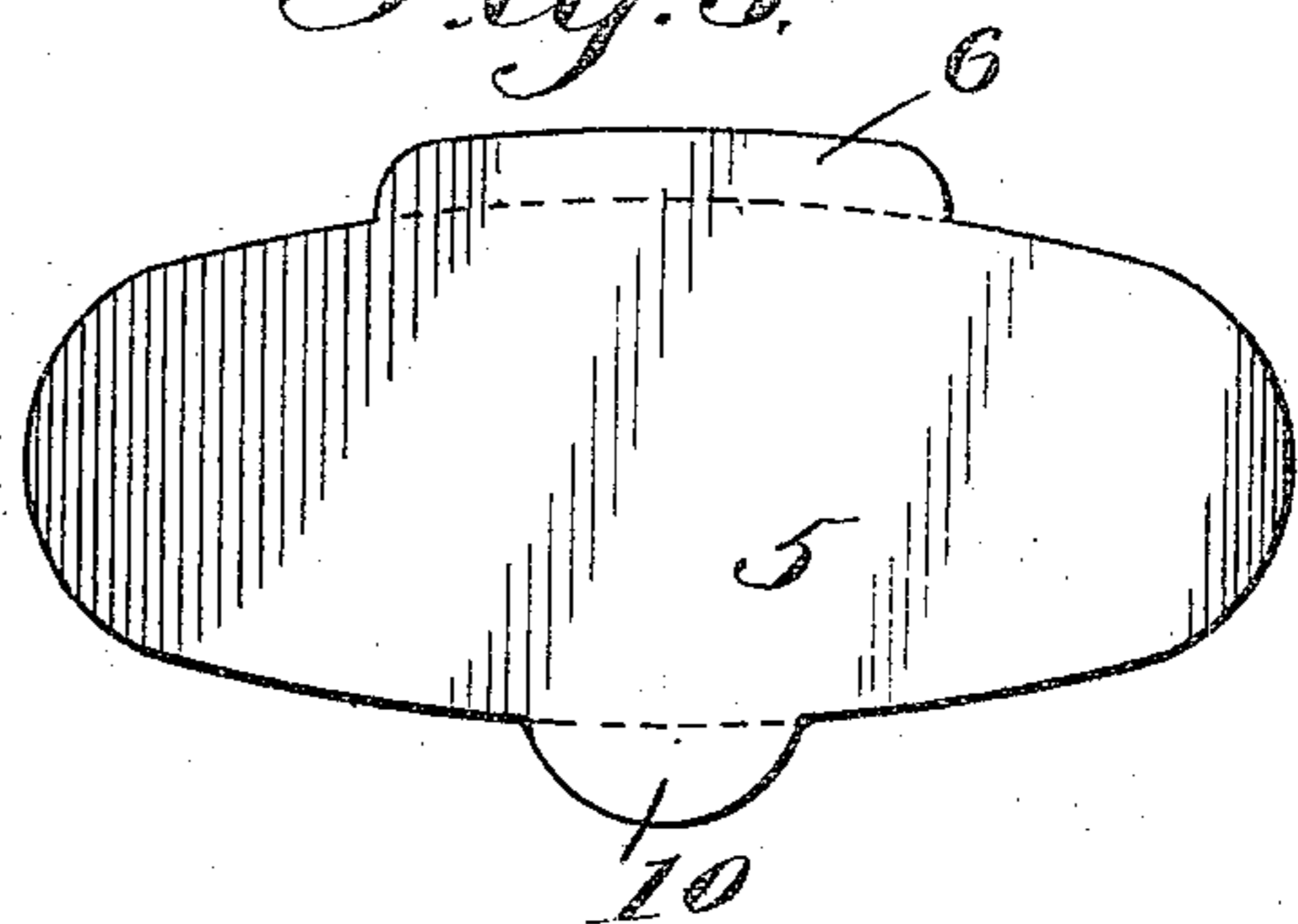


Fig. 3.



Witnesses

J. L. Wright
J. Warner

Inventor

William Nemsey,

By

Victor J. Evans,

Attorney

UNITED STATES PATENT OFFICE.

WILLIAM NEMSEY, OF BROOKLYN, NEW YORK.

PAPER RECEPTACLE.

944,145.

Specification of Letters Patent.

Patented Dec. 21, 1909.

Application filed July 27, 1909. Serial No. 509,803.

To all whom it may concern:

Be it known that I, WILLIAM NEMSEY, a citizen of the United States, residing at Brooklyn, in the county of Kings and State of New York, have invented new and useful Improvements in Paper Receptacles, of which the following is a specification.

This invention is an improved paper receptacle especially adapted for use as a lunch box and to be carried in a pocket, the object of the invention being to provide an improved receptacle which may be made of paper or other cheap and easily worked material and which comprises a body having an opening on one side at one end and further provided with an interiorly disposed cover hinged to the side opposite said opening and adapted to close against the other side to divide the receptacle into two compartments and keep articles in said compartments separate as hereinafter described and claimed.

In the accompanying drawings, Figure 1 is a perspective of a receptacle constructed in accordance with my invention and forming a lunch box, the cap being shown removed from the body of the receptacle and the hinge cover being shown in closed position dividing the receptacle into two compartments. Fig. 2 is a sectional view of the same showing the cap in place. Fig. 3 is a detail plan of the partition.

The body 1 of the box or receptacle is preferably made of paper or may be made of any other suitable material and is here shown and is preferably tapered so it is somewhat smaller at one end than the other. The body of the receptacle is closed at the ends and sides excepting for an opening 2 which is made in one side at the smaller end of the receptacle and extends substantially half way the length thereof. The side 3 of the receptacle having the opening 2 has its edge, which forms one side of the said opening pressed inwardly as at 4 to form an inset or ear. A partition 5 which is also preferably made of paper is of a size and shape adapting it to fit in the receptacle about midway between the ends thereof and is provided on one side with a flap 6 and on the opposite side with a lip or extended portion 10. The flap 6 is secured to the side wall of the receptacle so that the said partition may be extended parallel with and to lie against the inner surface of the said wall, or as here shown, may be disposed across the re-

ceptacle between the walls 3 and 7 to divide the receptacle into two compartments 8, 9, and adapt different articles to be placed in said compartments and to be kept separated by the said partition. When the cover is thus disposed, its lip or extended portion 10 is turned down and into the recess formed on the outer side of the inset lug 4 and so pressed to the wall 3 on the outside, said flap 6 and lip 10 coacting to support the cover 5 in place. I also provide for use in connection with the body of the receptacle, a cap 11 which is also preferably made of paper or other suitable material, tapered in form and is of a size and shape adapting it to be placed on the smaller end portion of the body of the receptacle so as to completely close the opening 2 and hence securely retain the contents of the chamber or compartment 8 of the receptacle.

My improved receptacle is especially adapted for use for carrying lunches, may be readily placed in a pocket and serves to retain the odor and flavor of the food and other articles in the receptacle and prevents the contents of the receptacle from injuring the garment or pocket in which it is placed.

What is claimed is:—

1. A receptacle of the class described having an opening in one side at one end, and further provided with an interiorly disposed partition bearing against the side opposite said opening, and adapted to close against the side having said opening to divide the receptacle into two compartments.

2. A receptacle of the class described having an opening in one side at one end, and further provided with an interiorly disposed partition bearing against the side opposite said opening, and adapted to close against the side having said opening to divide the receptacle into two compartments, the free side of the partition and that side of the receptacle having said opening being provided with means to support the partition in closed position.

3. A receptacle of the class described having an opening in one side at one end and further provided with an interiorly disposed partition bearing against the side opposite said opening, and adapted to close against the side having said opening to divide the receptacle into two compartments, and a cap to fit on one end portion of the receptacle and close the said opening.

4. A receptacle of the class described com-

prising a body portion, closed at its ends and
having an opening in one side near one end;
a partition having flaps on opposite sides,
one bearing against the inner surface of the
5 wall of the body portion opposite said open-
ing and the other bearing on the outer side
of the wall below said opening, and a cap
to fit on one end of the body portion, close
the side opening thereof and bear on the

outer side of the last-mentioned flap of the 10
partition.

In testimony whereof I affix my signature
in presence of two witnesses.

WILLIAM NEMSEY

Witnesses:

JACOB ZEIGER,

DAVID SCHWARTZ.