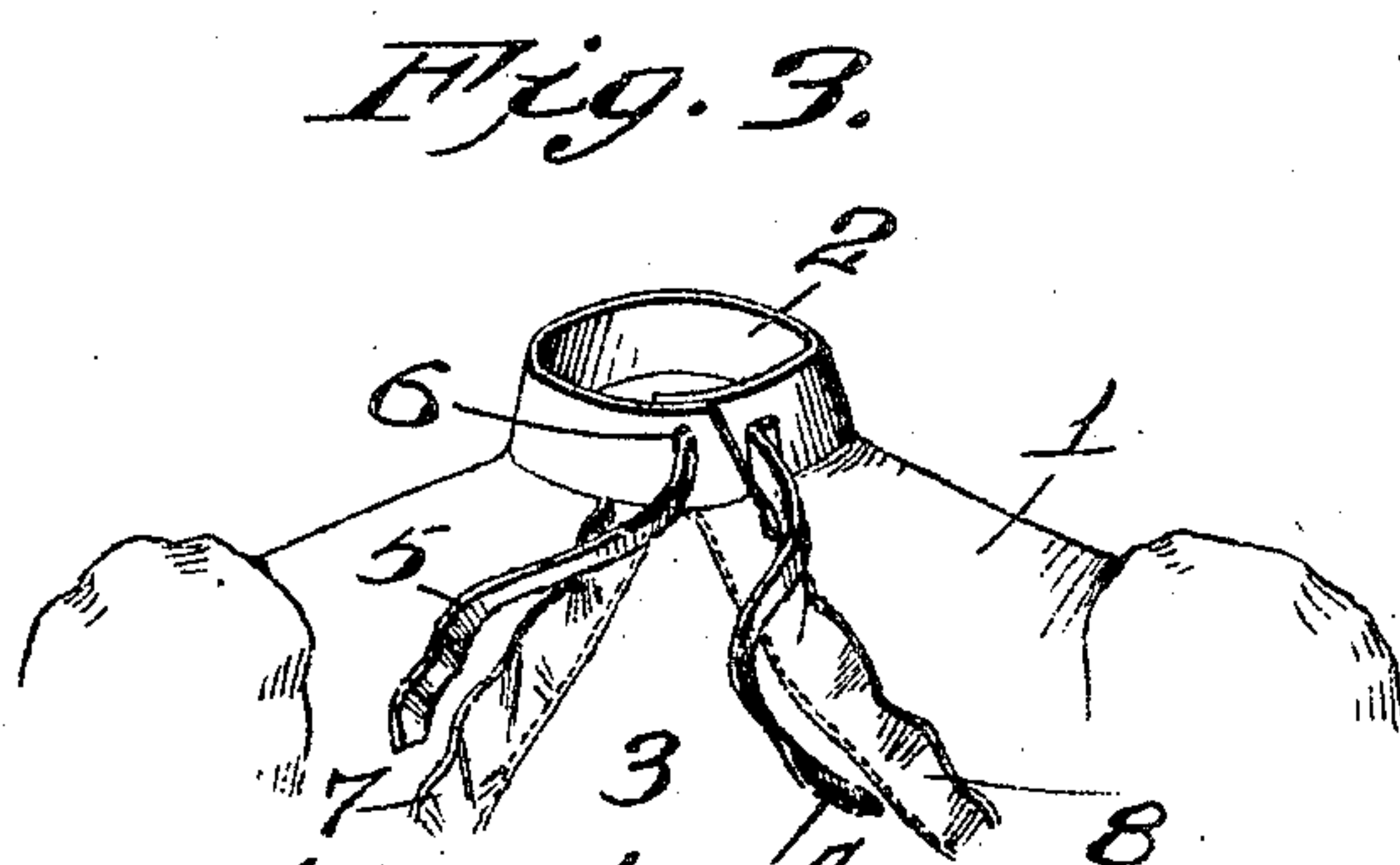
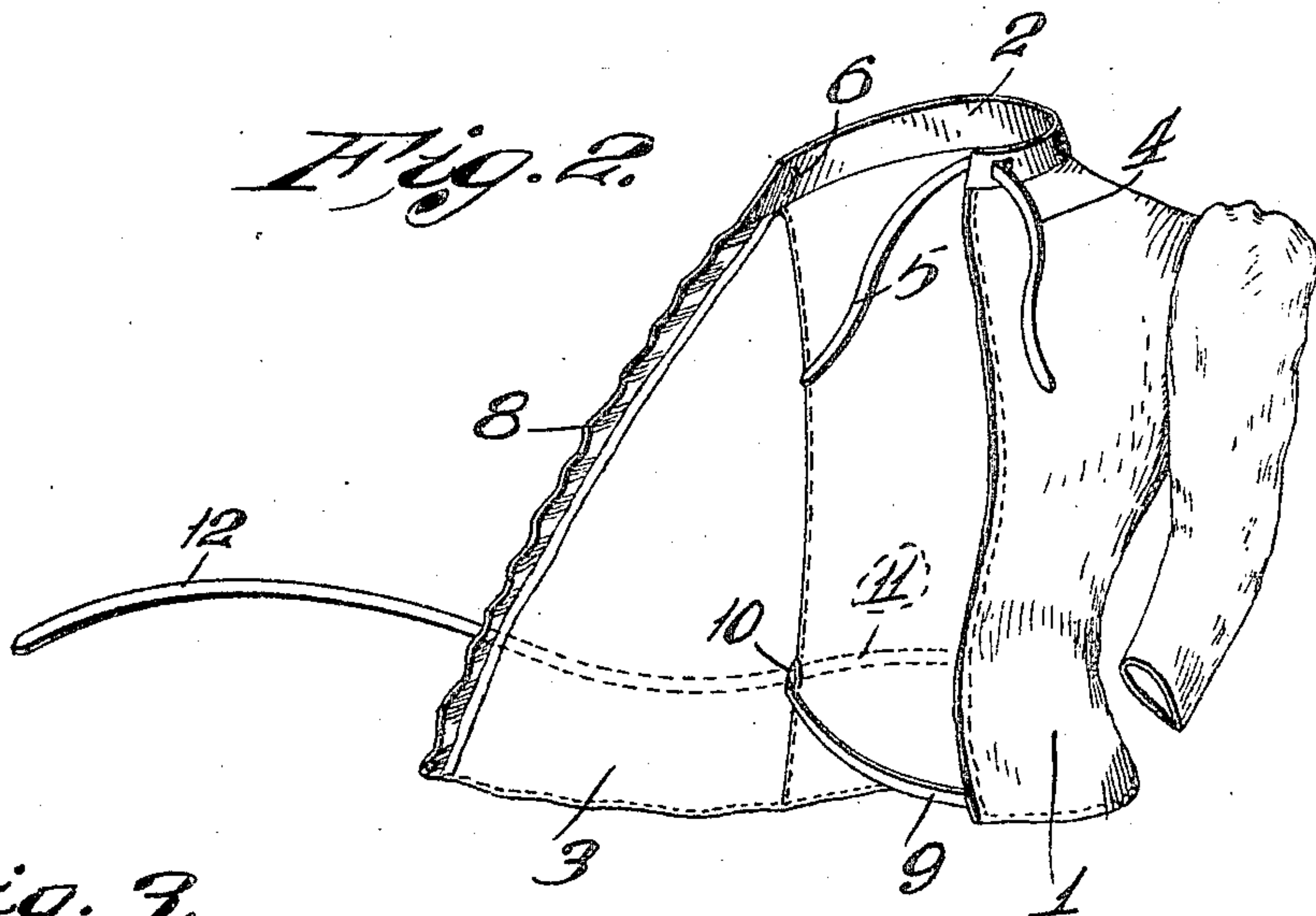
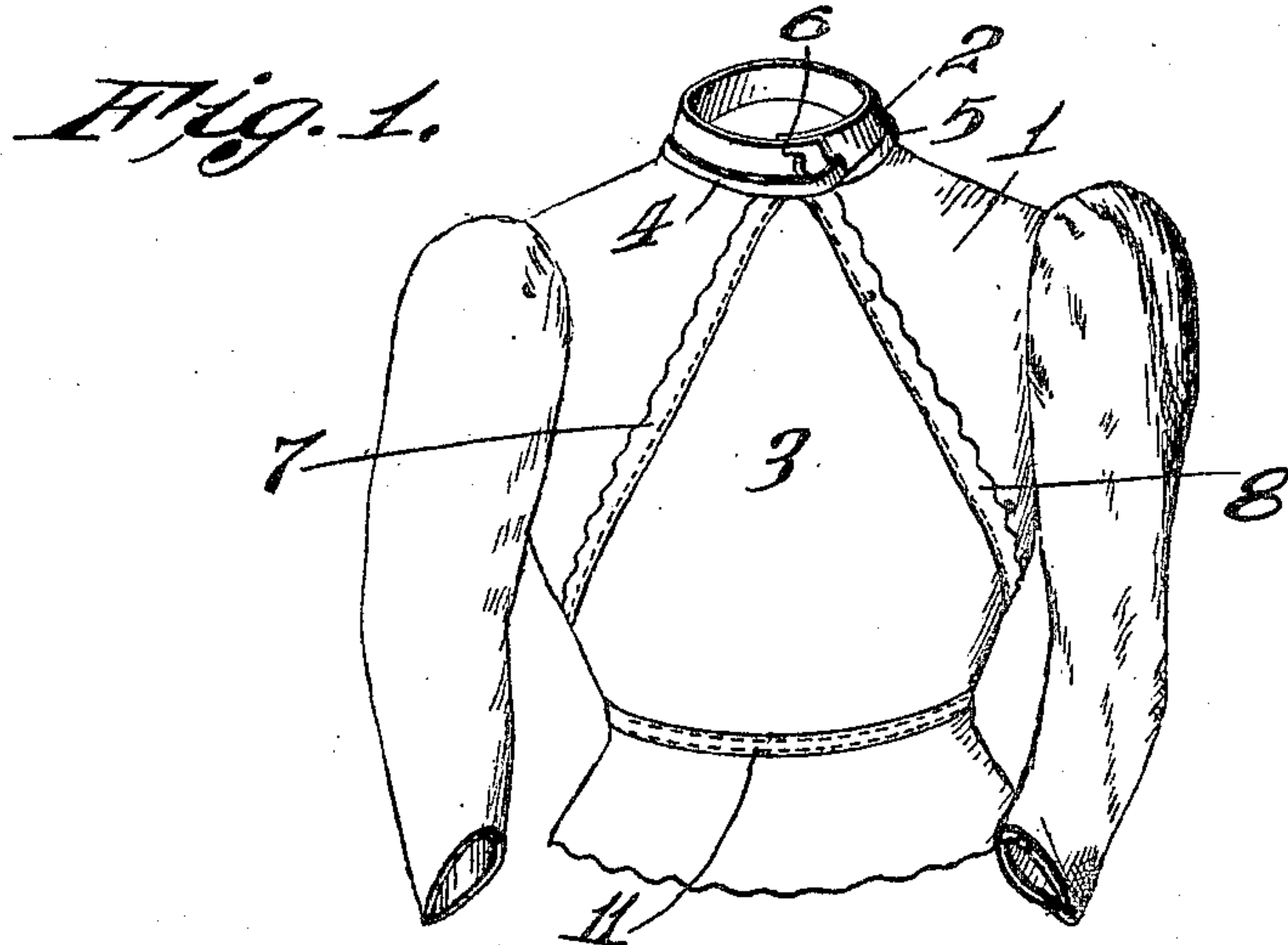


N. J. ROLLER.
WEARING APPAREL.
APPLICATION FILED MAR. 15. 1909.

942,933.

Patented Dec. 14, 1909.



attest.
L. S. Fletcher.
E. P. Hallam.

Inventor.
Nannie J. Roller.
By Higdon & Langan.
Attys.

UNITED STATES PATENT OFFICE.

NANNIE J. ROLLER, OF ST. LOUIS, MISSOURI.

WEARING-APPAREL.

942,933.

Specification of Letters Patent. Patented Dec. 14, 1909.

Application filed March 15, 1909. Serial No. 483,631.

To all whom it may concern:

Be it known that I, NANNIE J. ROLLER, a citizen of the United States, and resident of St. Louis, Missouri, have invented certain
5 new and useful Improvements in Wearing-Apparel, of which the following is a specification containing a full, clear, and exact description, reference being had to the accompanying drawings, forming a part hereof.
10 My invention relates to improvements in wearing apparel, the object of my invention being to construct a waist, and like articles of wearing apparel, without any buttons, hooks, or similar fastening devices, said
15 waist being so constructed as that it may be quickly applied and removed, and quickly adjusted to fit the body of the wearer.

To the above purposes, my invention consists in certain novel features of construction which will be hereinafter more fully set forth, pointed out in the claim, and illustrated in the accompanying drawings, in which:

Figure 1 is a front elevation of the garment when the same is closed; Fig. 2 is a view showing the garment open; and Fig. 3 is a front detailed elevation of the neck portion of the waist, with parts broken away.

Referring by numerals to the accompanying
30 drawings: 1 indicates the body portion of the garment, 2 the neck band and 3 the front portion. Secured to the neck portion 2, on the outside thereof, and removed from the edge of the dividing line, is a band or tie 4, and secured to said neck band portion 2 is
35 a similar band or tie 5, one end of said tie 5 being secured to the neck band 2 in front of the tie 4. Formed in the opposite end of said neck band 2 is a slit or opening 6. This
40 slit is adapted to receive the tie 5 when the garment is applied to the wearer.

The front portion 3 is virtually a continuation of one of the side portions of the garment, or it may be made separately and
45 stitched to said side portion of the garment. As I have shown the garment, however, it is a continuation of one of the side portions, and to give the same the proper effect from

the front view, I have applied thereto a narrow ruffle 7, to match the narrow ruffle 8
50 on the opposite free edge of the front.

9 indicates a tie or band which is secured to the edge of the lower portion of one side of the waist. Said tie or band is adapted to pass through a slit 10 formed in the waist
55 band 11 of the garment.

12 indicates a tie which is secured to the free edge of the front portion 3, at the waist line thereof.

In Fig. 3 I have shown a different method
60 of tying the ties or bands 4 and 5, as counter-distinguished from the manner illustrated in Fig. 1.

When it is desired to wear the garment, it is put on in the usual manner, and the
65 ties 5 and 4 may be passed around the neck band and tied in the rear, as illustrated in Fig. 1, or the tie 5 may be inserted through the slit or opening 6, as illustrated in Fig. 3, and thus said ties 4 and 5 may be tied in a
70 bow, four-in-hand, etc.

In order to fasten the waist portion of the garment, the tie 9 is inserted through the slit 10 and the front portion 3, carrying the tie 12, is lapped over one side of the
75 waist, and the ends of said ties 12 and 9 are thus tied in the rear of the garment.

In order to secure the garment to the body of the wearer, it is only necessary to tie two knots, and in order to remove the same it
80 is only necessary to loosen and unfasten two knots. Thus the garment is readily applied and removed from the body of the wearer.

The ties 9 and 12 are of sufficient length so
85 that the garment may be adjusted to different waist dimensions.

Garments made in accordance with my invention may be made in the form of tea-gowns, wrappers, kimono's, and the like.
90

I claim:

In a garment of the class described, a back portion, side portions, a front portion, one margin of which is secured to the margin of one of the side portions, the
95 lowermost margin of which front portion is

of greater length than the uppermost margin, said front portion arranged to overlap the opposite side portion, a tie carried by the garment for securing it about the
5 waist of a wearer, a collar secured to the garment, there being an opening formed in said collar and a pair of ties secured to the collar which coöperates with the opening in the collar to form an adjustable means

for securing the garment about the neck of 10 the wearer.

In testimony whereof, I have signed my name to this specification, in presence of two subscribing witnesses.

NANNIE J. ROLLER.

Witnesses:

E. E. LONGAN,
E. L. WALLACE.