

L. G. IHRIG.

SOFA BED.

APPLICATION FILED MAY 11, 1908.

940,321.

Patented Nov. 16, 1909.

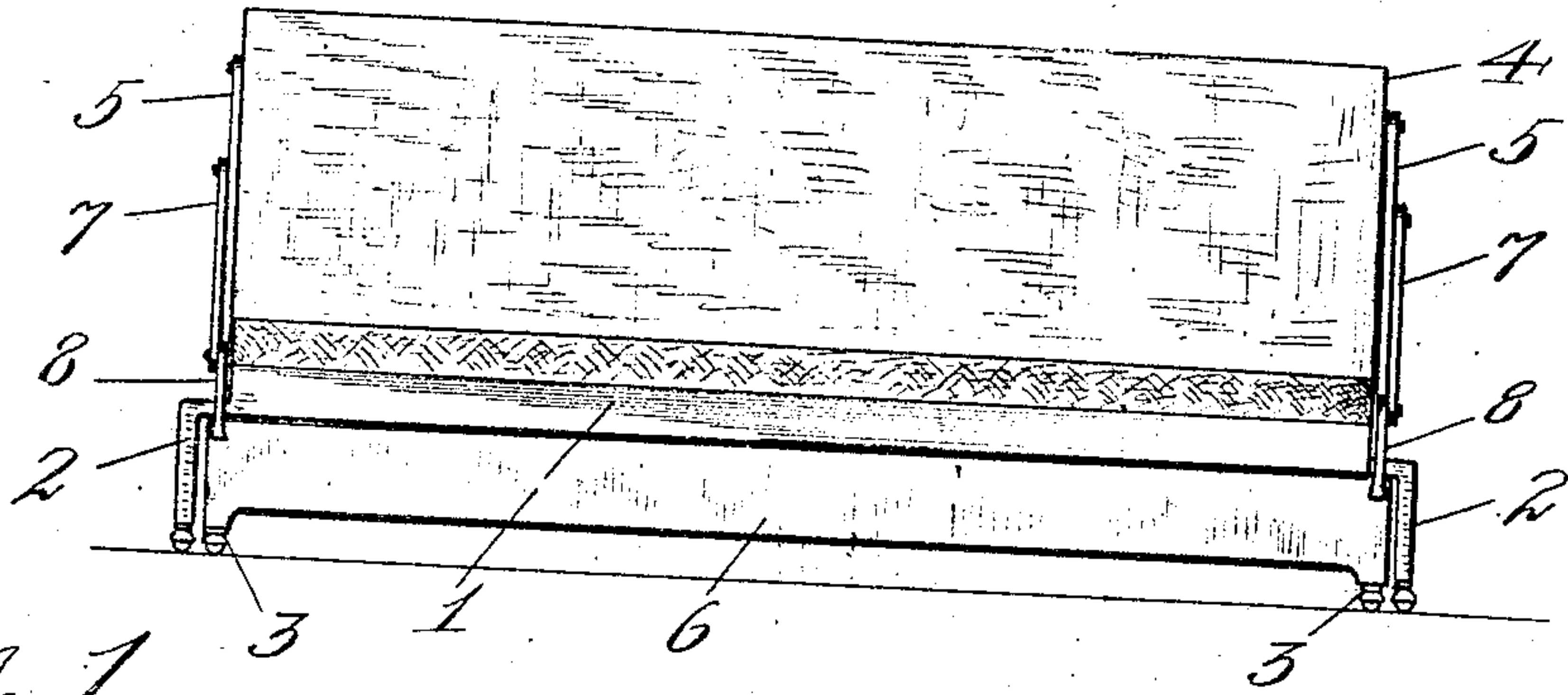


Fig. 1

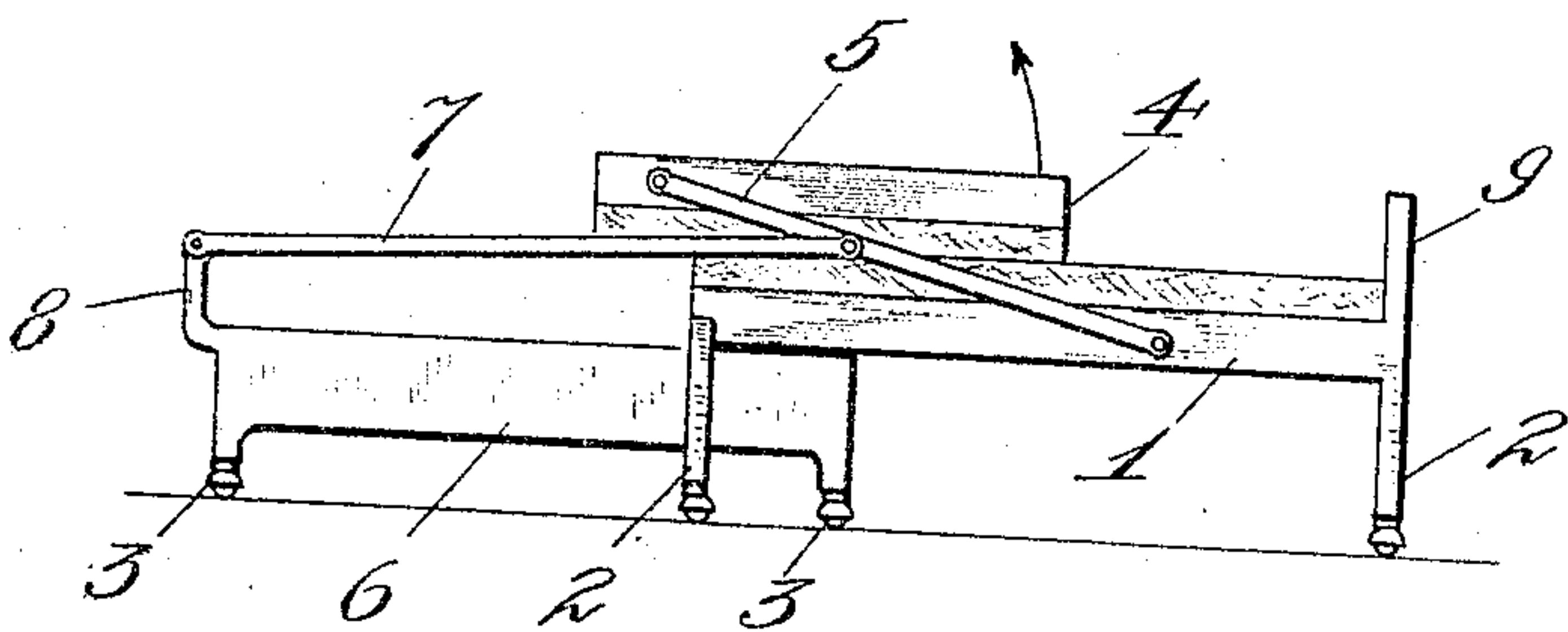


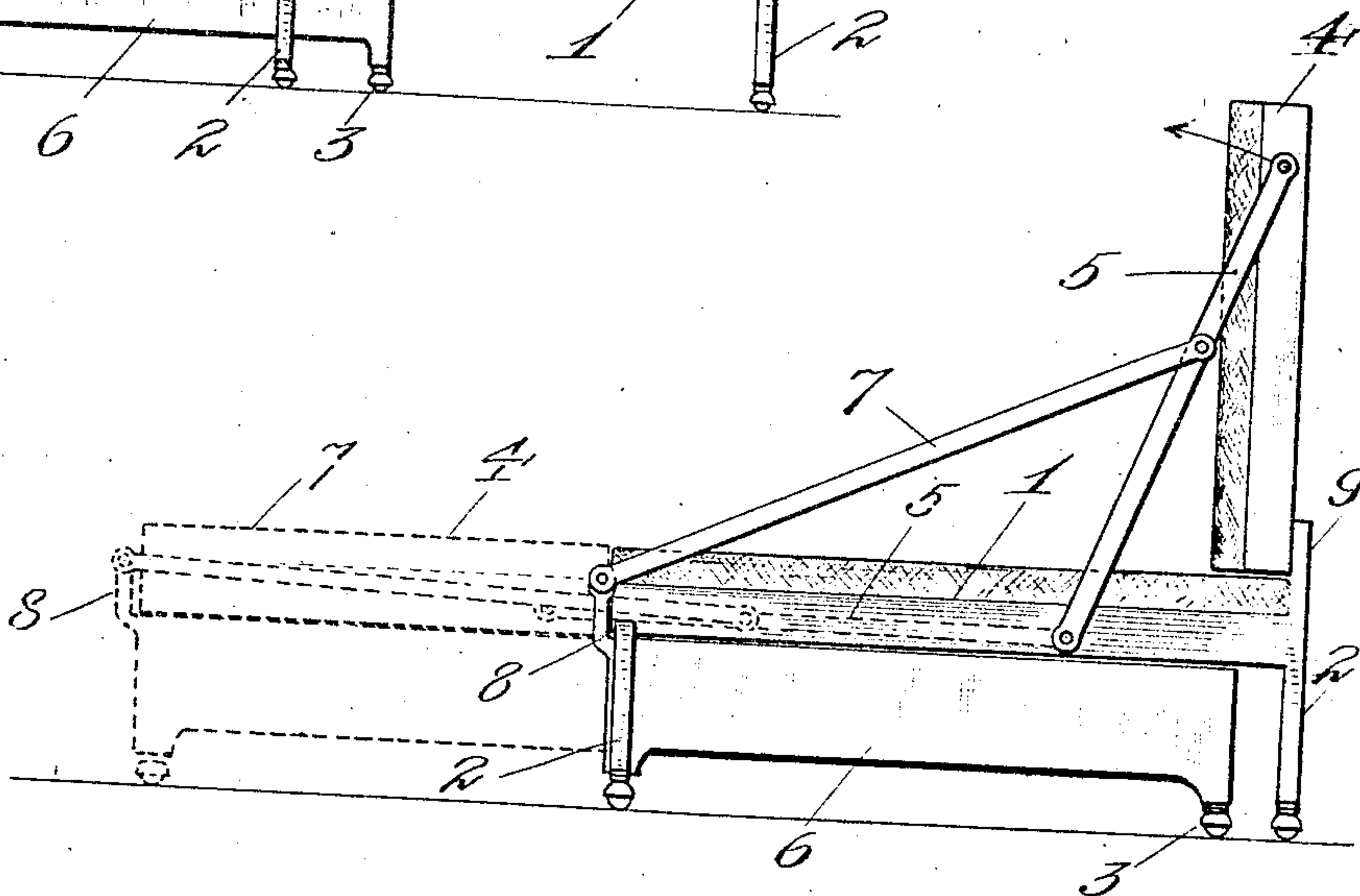
Fig. 2

Witnesses

E. W. Cressman.

R. B. Clark

Fig. 3



Inventor

Louis G. Ihrig

By

Adams & Brooks

Attorneys

UNITED STATES PATENT OFFICE.

LOUIS G. IHRIG, OF TACOMA, WASHINGTON.

SOFA-BED.

940,321.

Specification of Letters Patent.

Patented Nov. 16, 1909.

Application filed May 11, 1908. Serial No. 432,323.

To all whom it may concern:

Be it known that I, LOUIS G. IHRIG, a citizen of the United States of America, and a resident of the city of Tacoma, in the county of Pierce and State of Washington, have invented certain new and useful Improvements in Sofa-Beds, of which the following is a specification.

My invention aims primarily to provide an improved convertible piece of furniture of the above character which is comparatively simple in construction, embracing but few parts, and capable of being easily and quickly converted, as desired.

Other objects will be set forth as the description progresses and those features of construction, arrangement and combinations of parts in which my invention resides, succinctly defined in the appended claims.

Referring now to the accompanying drawing, in which like numerals of reference indicate like parts throughout: Figure 1 is a front view showing the parts arranged to form a sofa. Fig. 2 is a view in end elevation thereof, and illustrating by broken lines the arrangement of the various parts when the sofa is converted into a bed, and Fig. 3 is an end view illustrating the back in lowered position on the base part.

In carrying out my invention I provide a base part 1, supported on suitable legs, as 2, and a part 4 which can be either arranged in vertical position at the rear edge of the base part to form a back or disposed horizontally in front of the base part so as to form an extension thereof, as illustrated by dotted lines in Fig. 2, thereby providing a bed of a desirable width.

In the present embodiment of my invention, part 4 is pivotally connected adjacent its upper edge with arms 5, swingingly mounted on the base part 1, and connected by links 7 to an adjustable support 6. Support 6 is preferably in the form of a box, mounted on rollers 3 beneath base part 1. Links 7 are pivoted directly to projections 8 on the forward edge portion of support 6, which projections engage the adjacent legs 2 when the parts are arranged as for a sofa and thereby limit the rearward movement of part 4. Base 1 is provided at its rear edge with a suitable vertical extension 9 against

which the lower portion of part 4 is adapted to bear and thereby be prevented from swinging outwardly.

When it is desired to extend the sofa to form a bed, arms 4 are swung forwardly thereby lowering the back part and forcing the support outwardly to the position shown in Fig. 3. The back part is then swung on its pivots in the direction of the arrow in Fig. 3 a complete half turn when it will be clear of the base permitting the arms and links to move downwardly until the back rests upon the support as indicated by dotted lines in Fig. 2.

The base and back may be of any suitable construction and provided with cushions or springs as may be desired.

Having thus described my invention, what I claim as new, and desire to secure by Letters Patent of the United States of America, is:

1. A sofa bed comprising a base part provided at its forward and rear edges with legs, a second part normally arranged vertically at the rear edge of said base part, straight arms pivoted to said base part and to the upper portion of said second part for supporting said second part for swinging to a horizontal position beyond the forward edge of said base part, said base part being provided at its rear edge with a fixed vertical extension to prevent outward swinging of the lower portion of said second part, a supporting means arranged beneath said base part for sliding outwardly beneath said second part when the same is arranged horizontally, lugs on the outer side edge of said supporting means for limiting its movement inwardly beneath said base part, and links pivoted to said lugs and to the upper portions of said arms.

2. A sofa bed comprising a base part provided at its rear edge with a fixed vertical extension, a second part normally arranged vertically at the rear edge of said base part and bearing against the vertical extension thereof, legs for said base part, arms pivoted to the upper portion of said second part and to said base part for supporting said second part for swinging to a horizontal position beyond the forward edge of said base part, a supporting means arranged beneath said

base part for sliding outwardly beneath said
second part when the same is arranged in a
horizontal position, and links pivoted to the
outer edge portion of said supporting means
5 and to said arms, said links being normally
inclined upwardly in a rearward direction to
serve as arms for said base part.

Signed at Tacoma, Washington this 2nd
day of May 1908.

LOUIS G. IHRIG.

Witnesses:

GEO. TIBBITS,
M. A. SUTTON