

J. P. RANDALL.
POCKET PEN AND PENCIL HOLDER.
APPLICATION FILED OCT. 6, 1908.

936,941.

Patented Oct. 12, 1909.

Fig. 1

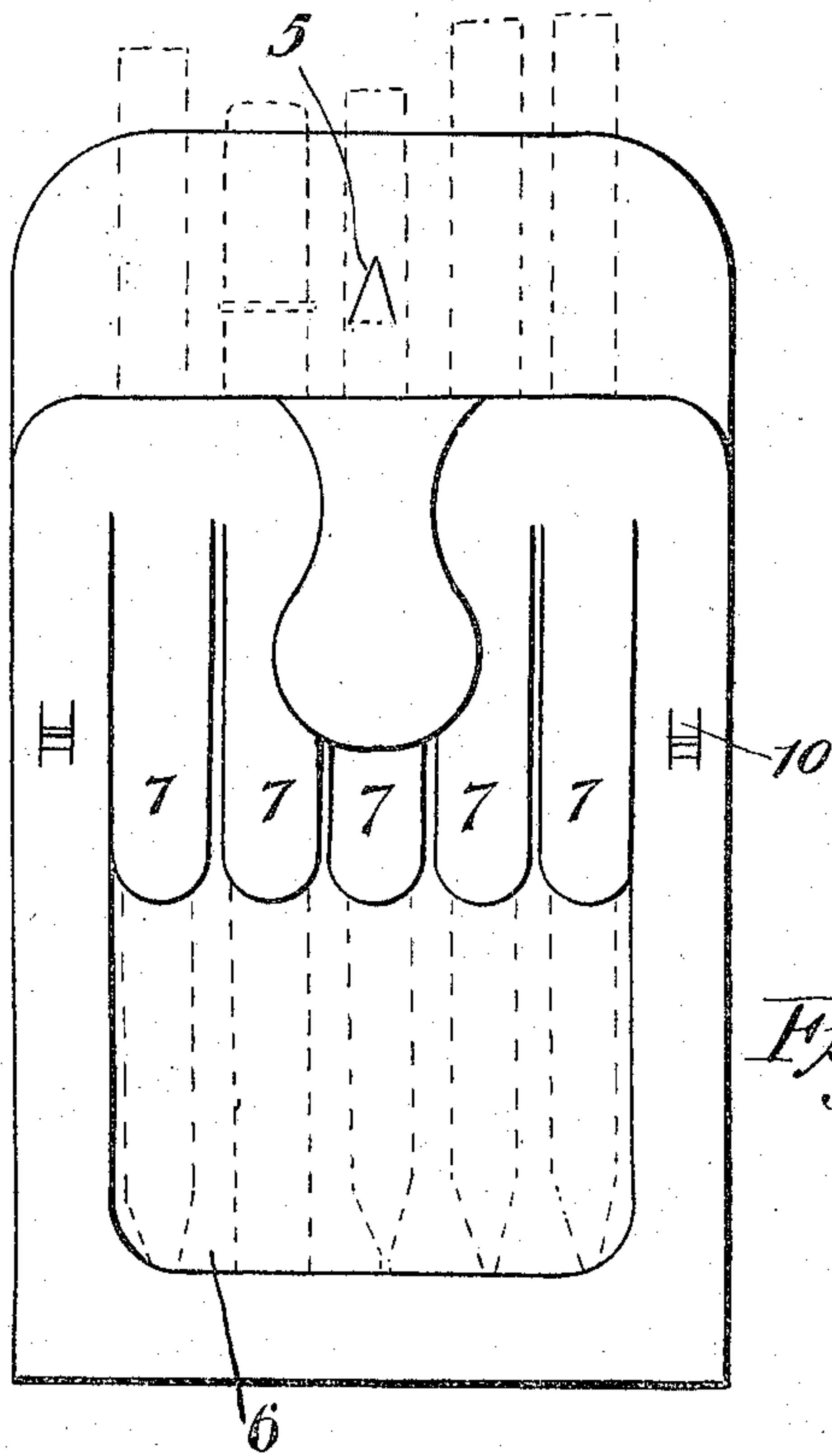


Fig. 2

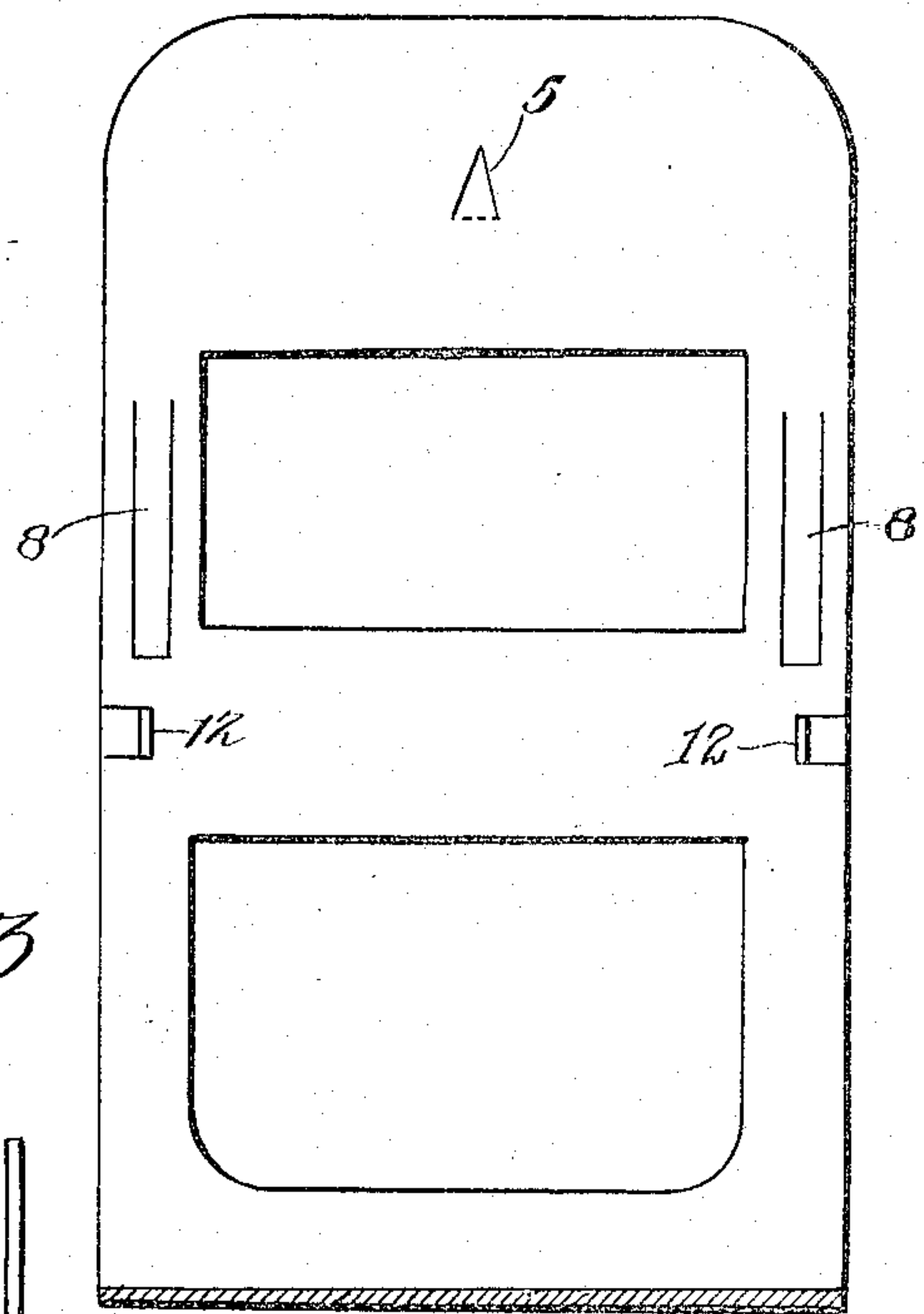
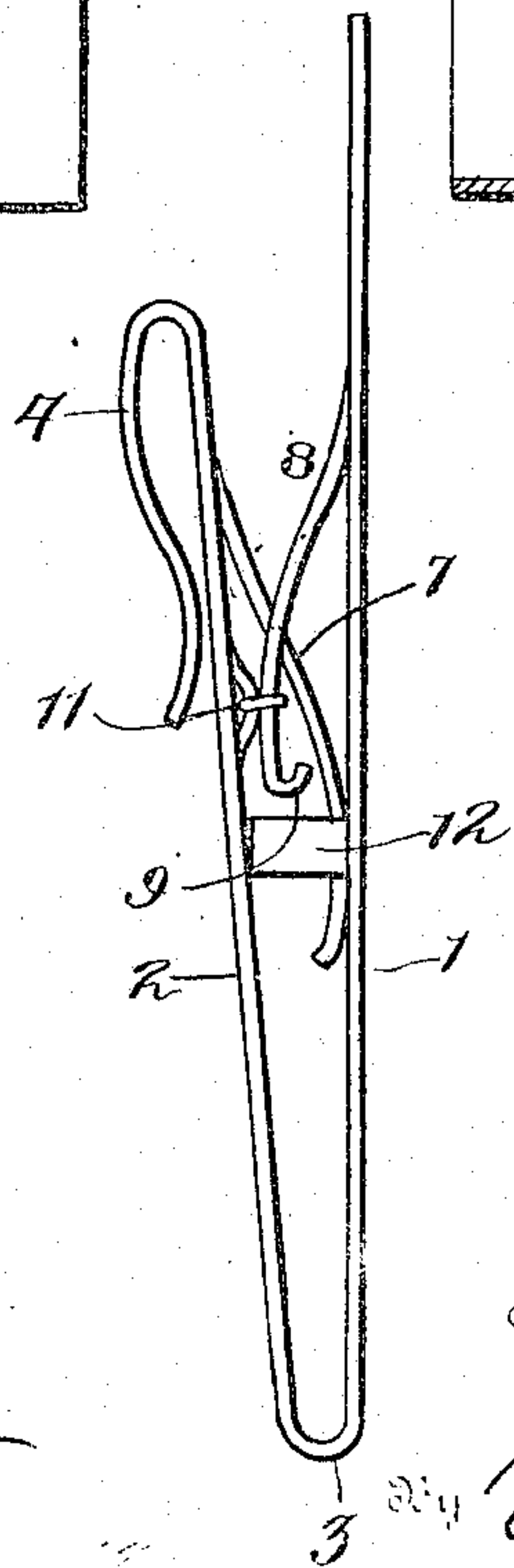


Fig. 3



Witnesses
Addison H. Smith.
R. M. Smith.

Inventor
James P. Randall.

Victor J. Evans

Attorney

UNITED STATES PATENT OFFICE.

JAMES P. RANDALL, OF BEATTY, NEVADA.

POCKET PEN AND PENCIL HOLDER.

936,941.

Specification of Letters Patent.

Patented Oct. 12, 1909.

Application filed October 6, 1908. Serial No. 456,447.

To all whom it may concern:

Be it known that I, JAMES P. RANDALL, a citizen of the United States, residing at Beatty, in the county of Nye and State of Nevada, have invented new and useful Improvements in Pocket Pen and Pencil Holders, of which the following is a specification.

This invention relates to pocket pen and pencil holders, the object of the invention being to provide a simple, reliable and economical pocket case for holding pens, pencils and the like which will effectually guard against the loss of such articles or their surreptitious withdrawal from the pocket.

With the above general object in view, the invention consists in the novel construction, combination and arrangement of parts herein fully described, illustrated and claimed.

In the accompanying drawings:—Figure 1 is a front elevation of the device. Fig. 2 is a front elevation of the back portion of the case. Fig. 3 is a side or edge elevation of the complete case.

The article holding case consists of a sheet metal blank of hard rolled or spring material of suitable size, the same being folded upon itself to comprise the back 1, a front 2 and a bottom bend or connection 3, the back and front being thus integral with each other.

In the preferred embodiment of the invention, the back 1 extends to a greater height than the front 2, while the front is provided at its upper edge with a recurved tongue or extension 4 which is bent downward, as shown in Fig. 3 and given an ogee bend so as to form a pocket clasp adapted to clasp over the front of the pocket for the purpose of retaining the case as a whole in place in the pocket. Additional means for securing the case in the pocket may be provided in the form of a punched prong or point 5 struck by a suitable die from the material of the back 1 and as shown in Figs. 1 and 2, said point being adapted to penetrate the clothing and form an effectual guard against the withdrawal of the case.

The front 2 is cut out, as shown at 6, and also formed with a plurality of spring tongues 7 which are bent to extend backward toward the back 1, as shown in Fig. 3, for the purpose of bearing frictionally against the pens, pencils or the like and re-

taining the same securely in the case while admitting of their ready extraction and insertion, such articles being held between the spring tongues 7 and the back 1 when in place. Strip like portions 8 are punched from the back and extend forward toward the front 2 to form closing springs, the extremities of such closing springs being preferably hooked, as shown at 9. Shorter portions are also punched from the metal of the front 2 and extended backward and curved to form eyes or loop holders 10 for the purpose of holding rings or loops 11 which also embrace the free ends of the springs 8, thus forming a spring or yielding connection between the front and back of the case, which connection has a tendency to urge the front and back of the case toward each other for the purpose of obtaining a necessary frictional hold on the articles contained in the case. 12 designates oppositely arranged stop lugs which are formed by punching out small portions of the back 1 and bending the same forward substantially at right angles, said stop lugs serving to limit the movement of the back and front of the case toward each other.

From the foregoing description, it will be seen that the entire case with the exception only of the rings or loops 11 is formed in one piece from the single sheet metal blank, the different parts referred to being struck or punched therefrom in any approved manner to adapt them to the purpose described.

Having described the invention, I claim:—

An article holding pocket case consisting of a spring sheet metal blank folded upon itself and comprising integral front and back portions, a recurved extension of the front forming a pocket clasp, article holding spring tongues extending from the front toward the back, springs extending forward from the back and connected with the front and having a tendency to draw the front and back toward each other, and means for limiting the movement of the front and back toward each other.

In testimony whereof I affix my signature in presence of two witnesses.

JAMES P. RANDALL.

Witnesses:

W. L. BOOTH,
CARL G. RANDALL.