

F. C. BREAKSPEAR.
BAG FOR GOLF CLUBS.
APPLICATION FILED MAY 1, 1909.

936,698.

Patented Oct. 12, 1909.
2 SHEETS—SHEET 1.

Fig. 1.




Fig. 2.

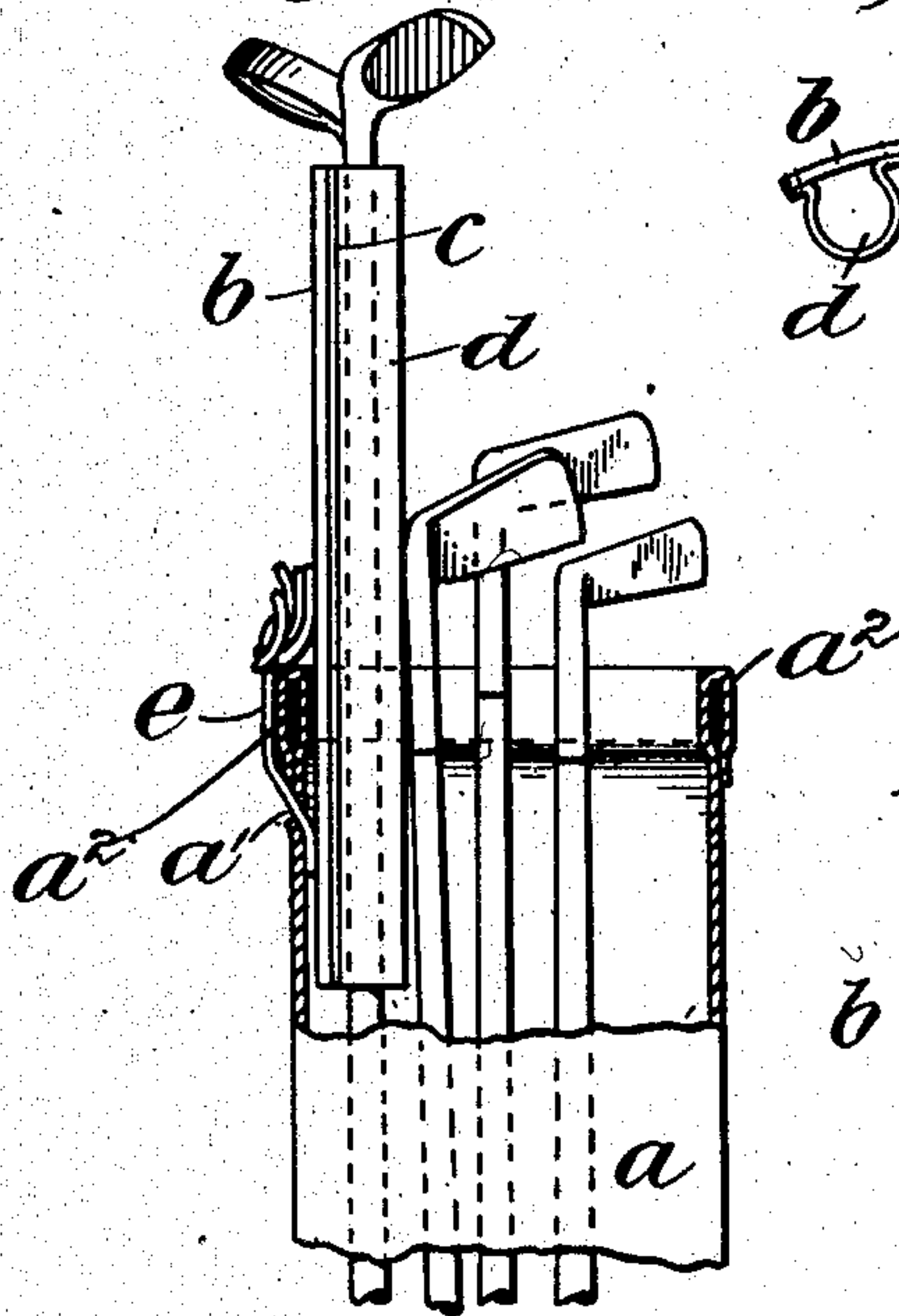


Fig. 3.

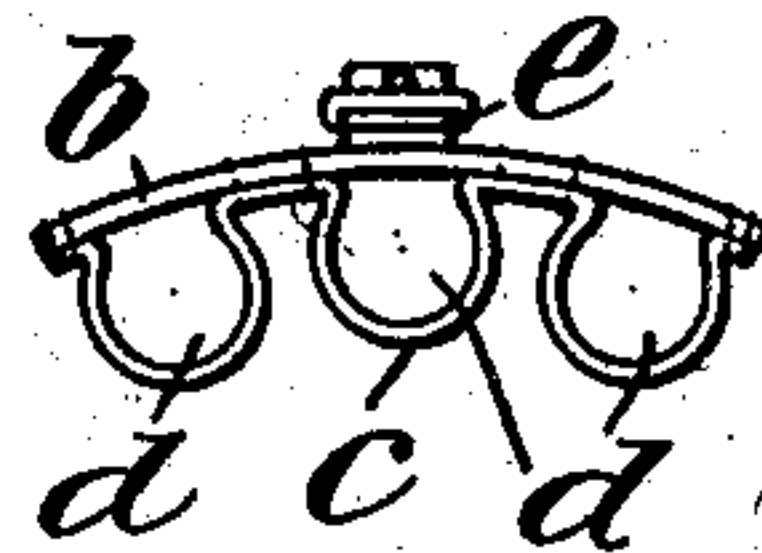


Fig. 5.

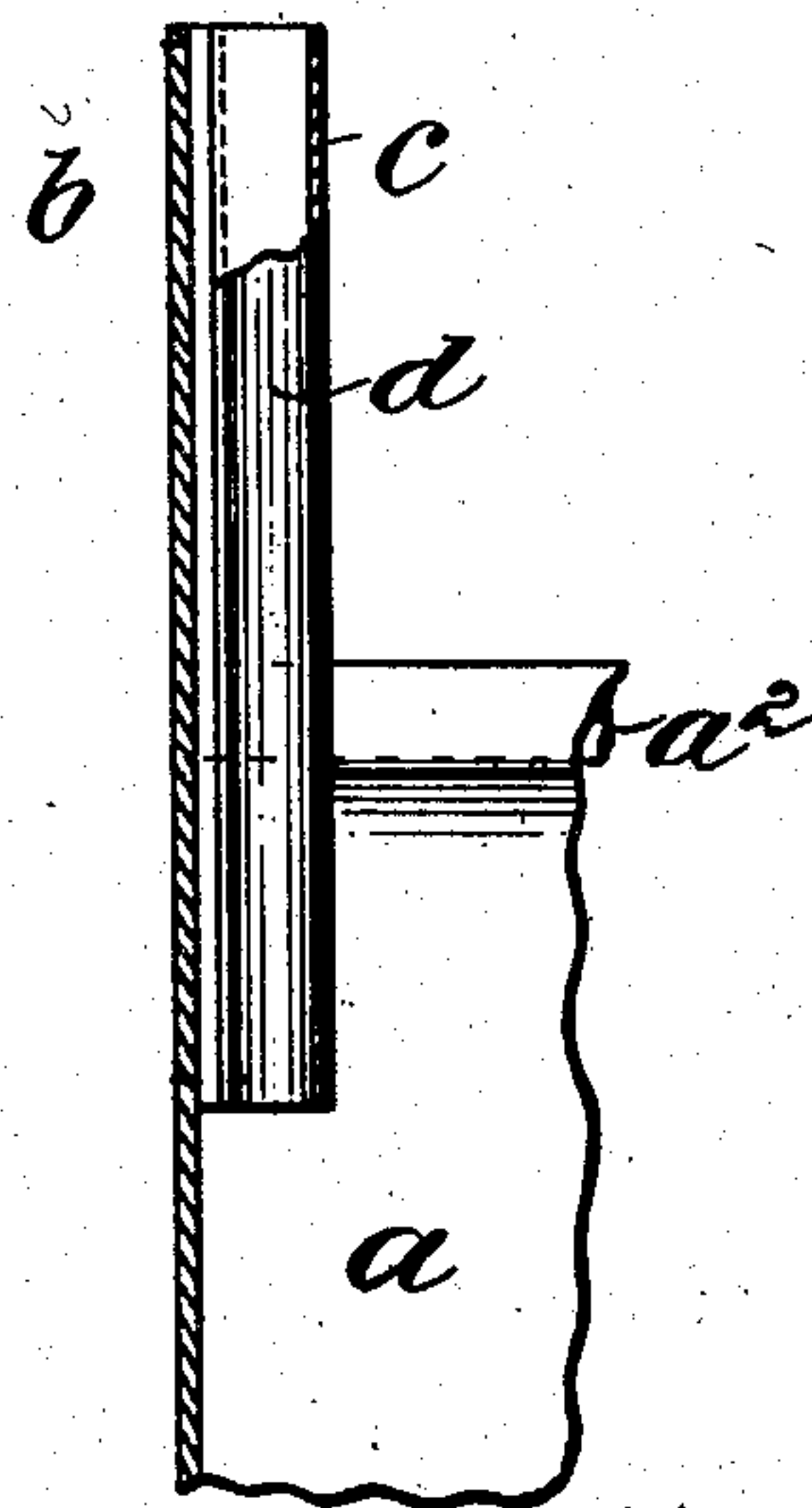
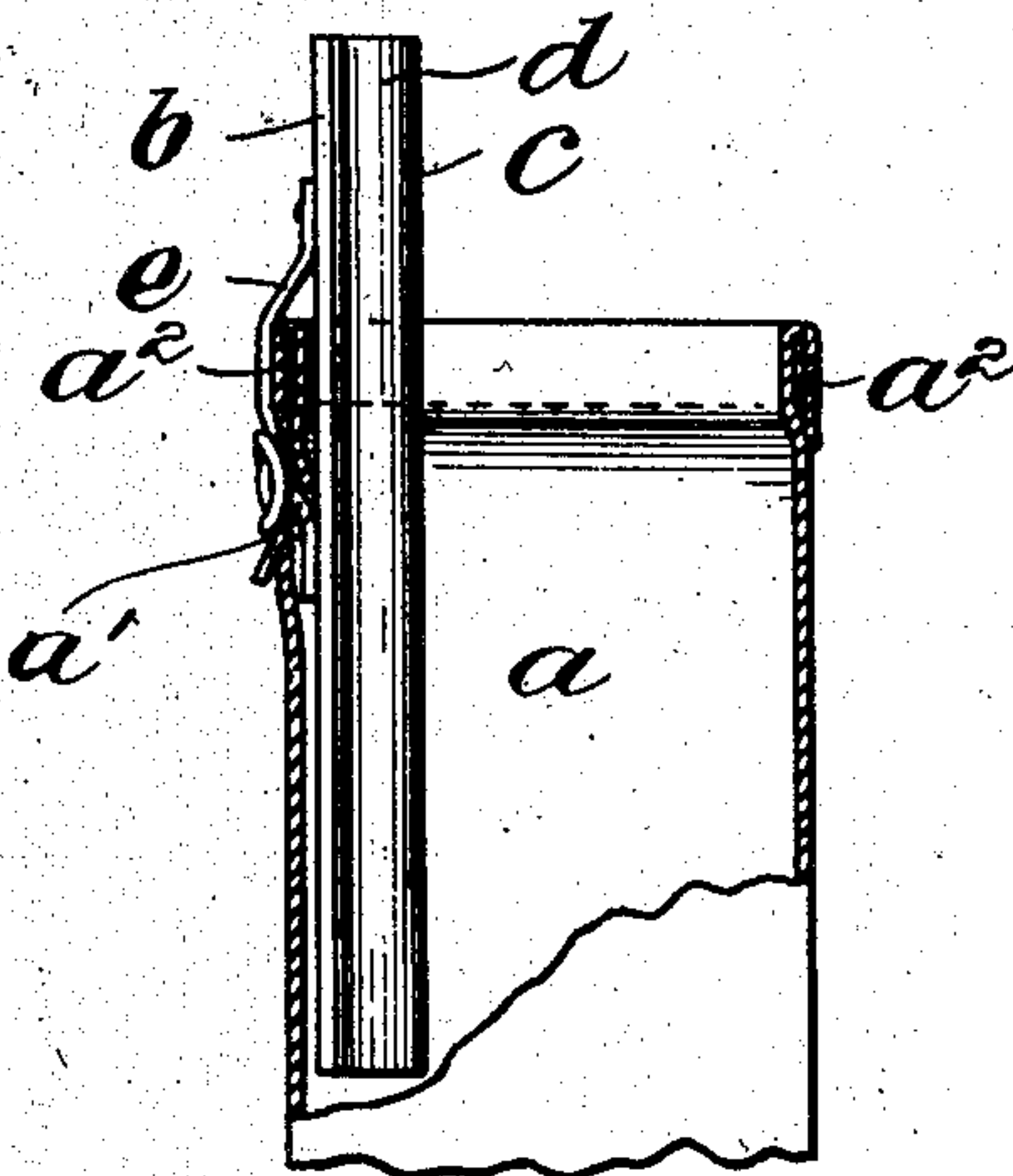


Fig. 4.



Attest:

Edgeworth
Ellis Kruger

Inventor:

by *Frederick C. Breakspear*
Redding, Greely & Austin
Attys.

F. C. BREAKSPEAR.
BAG FOR GOLF CLUBS.
APPLICATION FILED MAY 1, 1909.

936,698.

Patented Oct. 12, 1909.
2 SHEETS—SHEET 2.

Fig. 6.

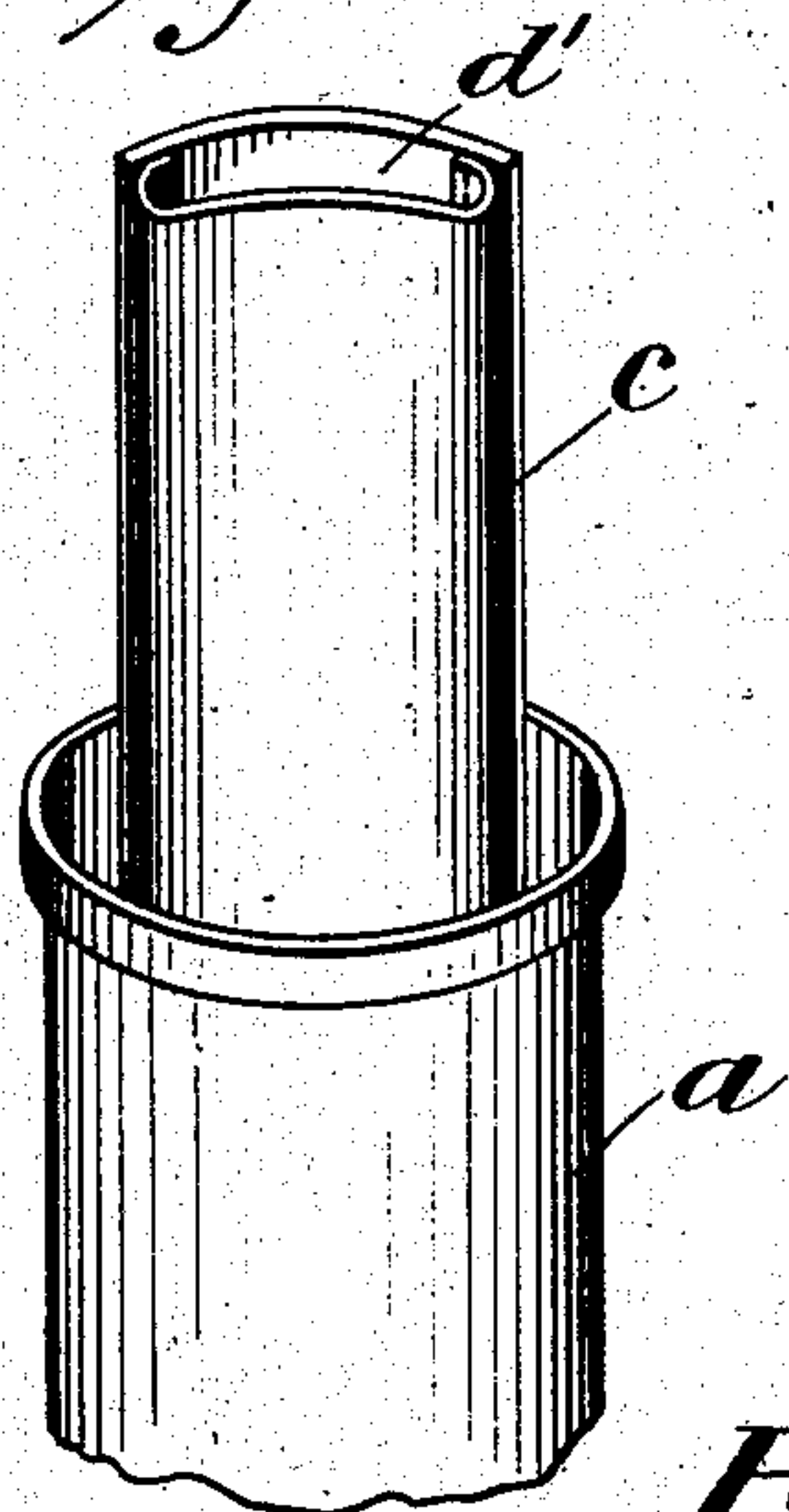


Fig. 7.

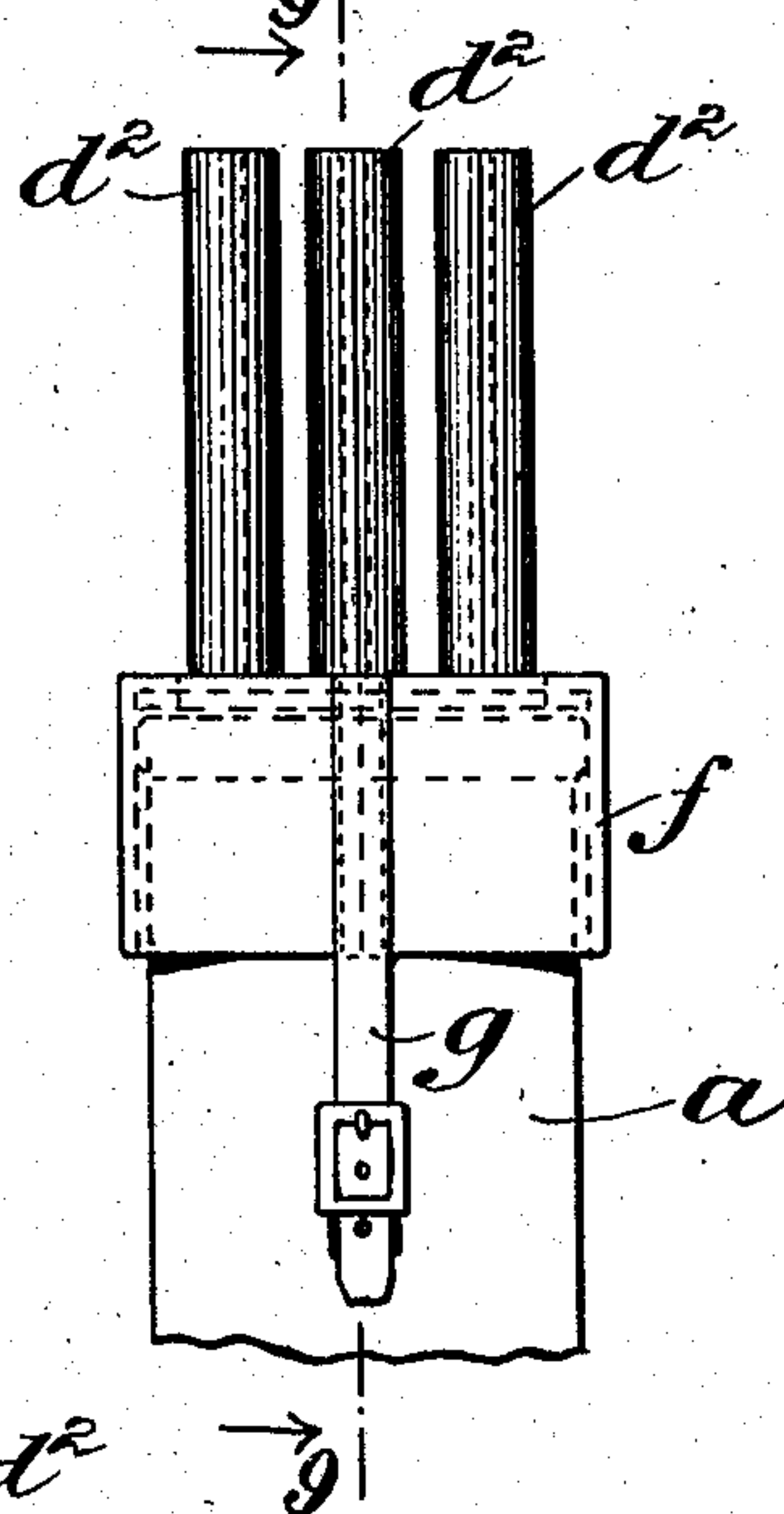


Fig. 8.

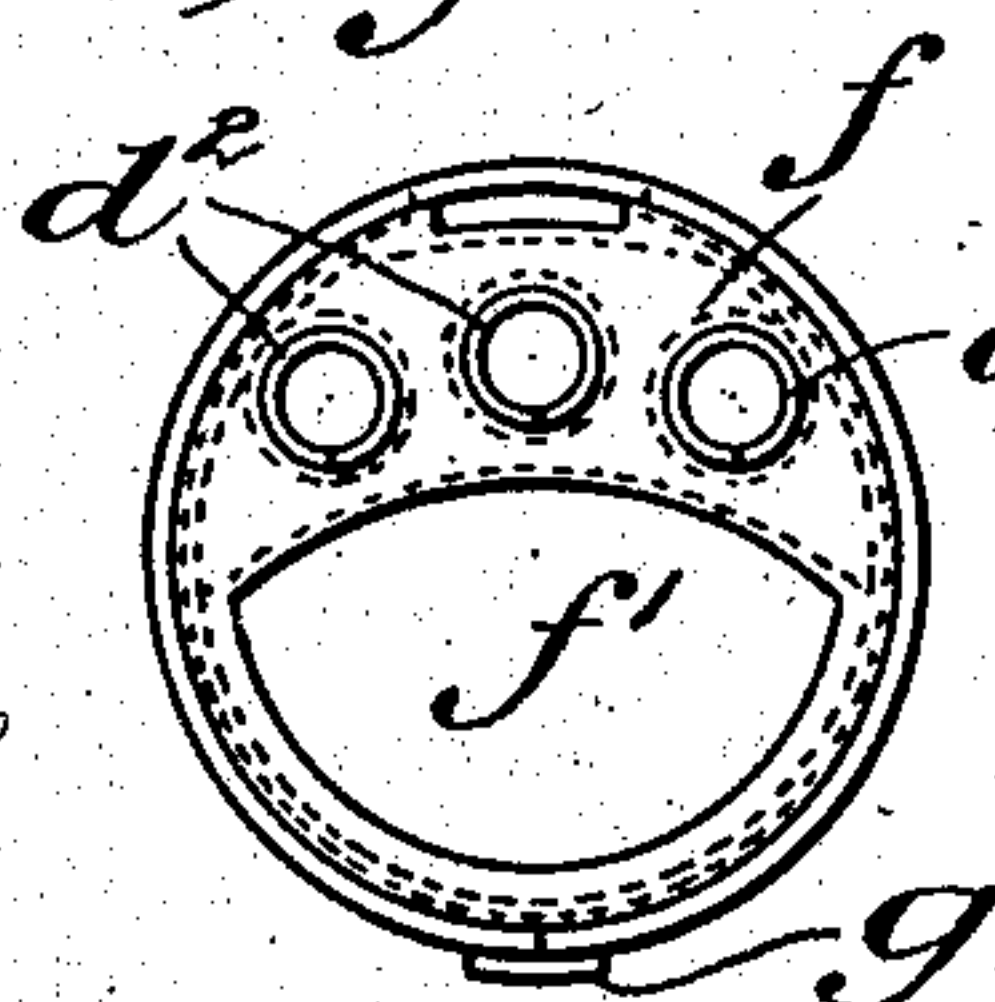


Fig. 9.

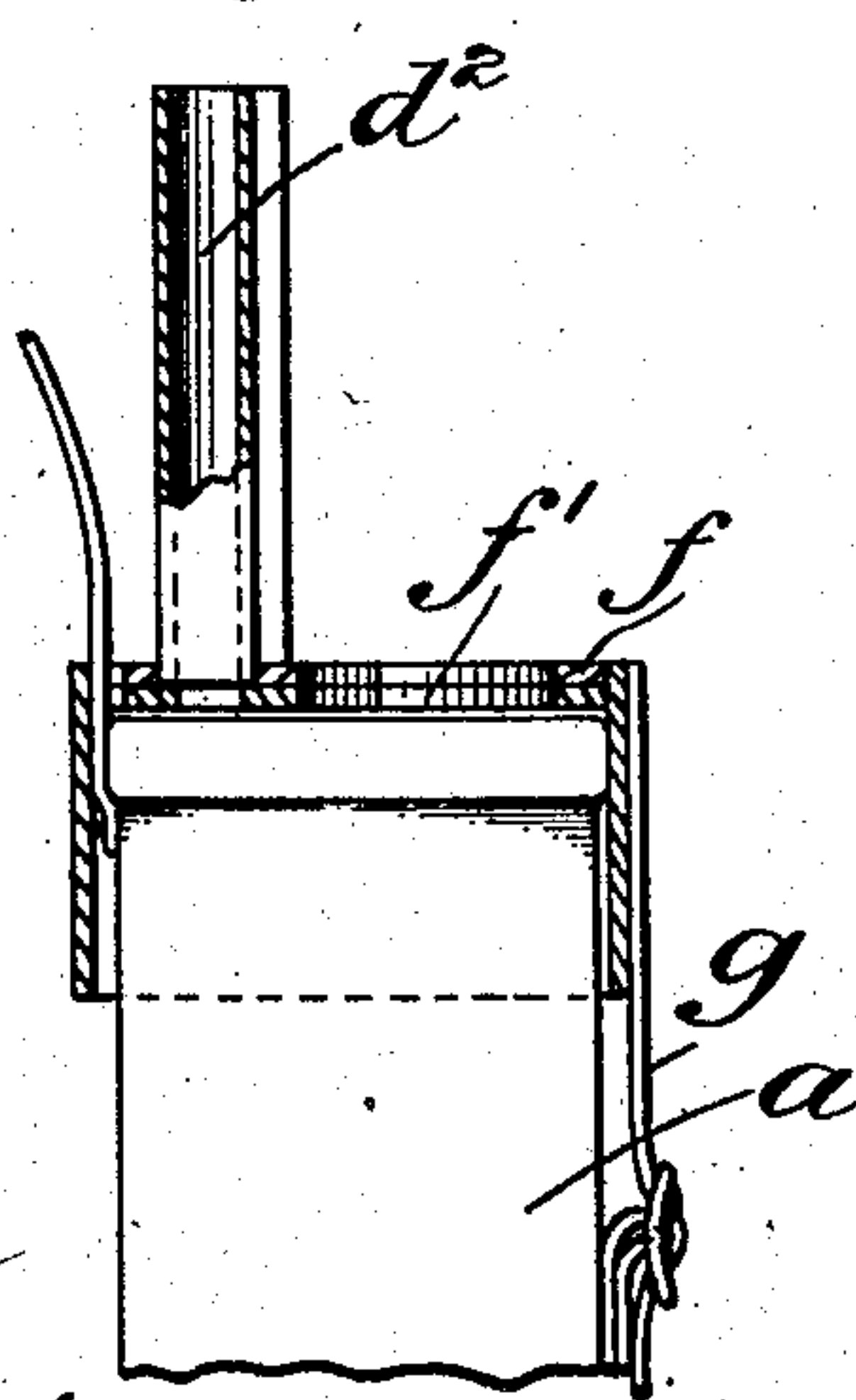


Fig. 10.

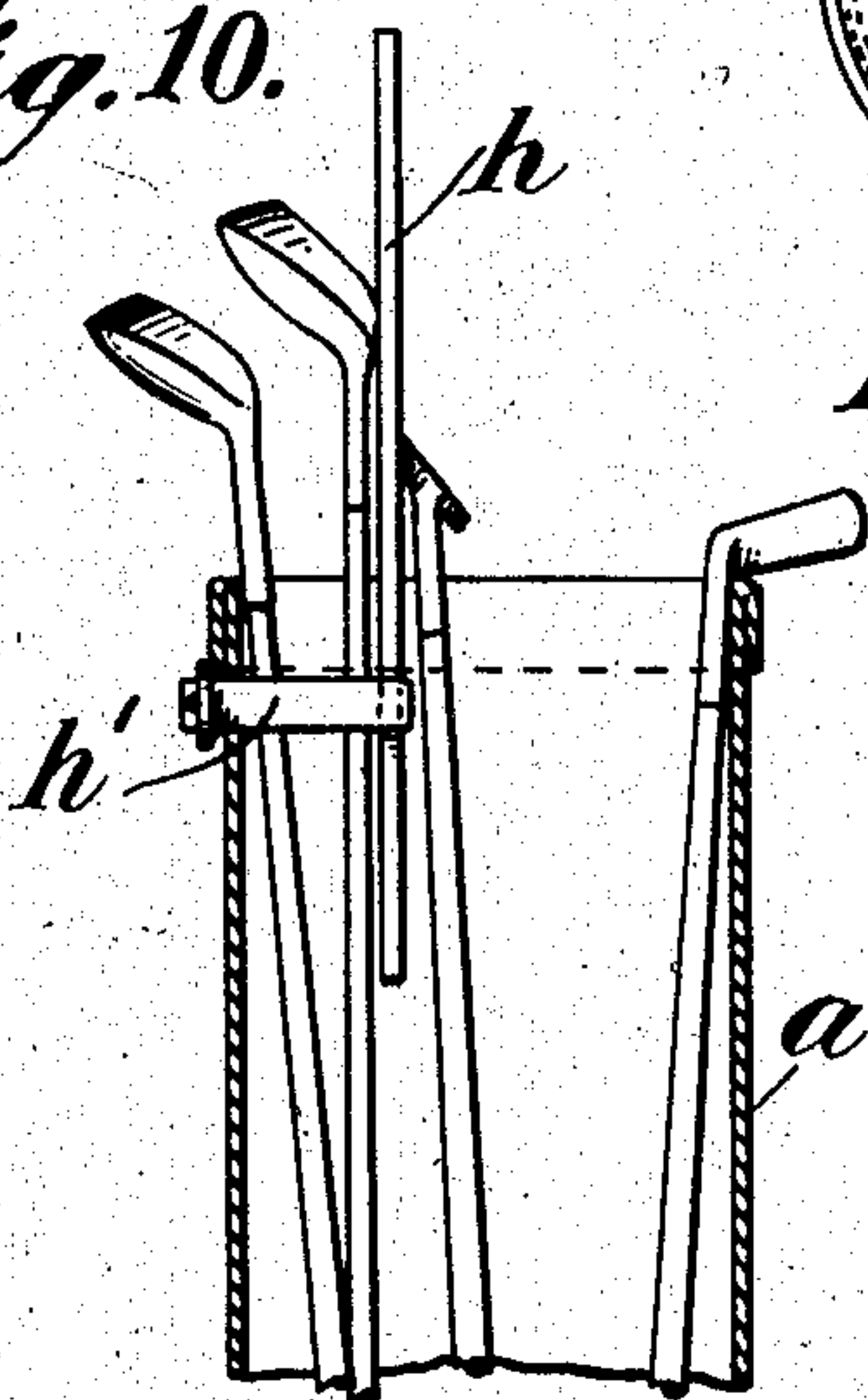
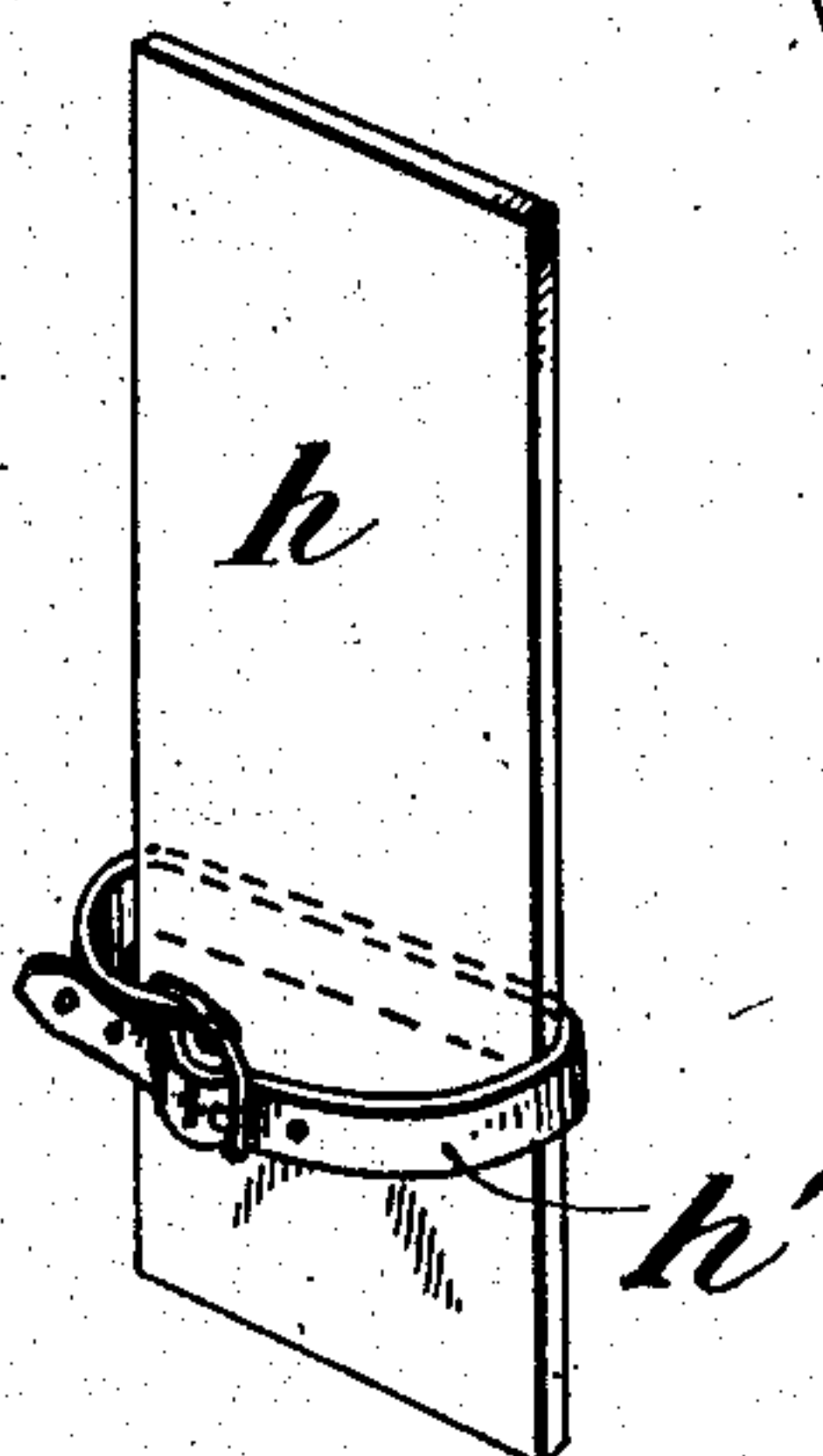


Fig. 11.



Attest:
Edgworth Greene
Chas. J. Kruger

Inventor:
by *Frederick C. Breakspear*
Redding, Greely & Austin
Attys.

UNITED STATES PATENT OFFICE.

FREDERICK C. BREAKSPEAR, OF CHICOPEE, MASSACHUSETTS, ASSIGNOR TO A. G. SPALDING & BROS., OF JERSEY CITY, NEW JERSEY, A CORPORATION OF NEW JERSEY.

BAG FOR GOLF-CLUBS.

936,698.

Specification of Letters Patent.

Patented Oct. 12, 1909.

Application filed May 1, 1909. Serial No. 493,256.

To all whom it may concern:

Be it known that I, FREDERICK C. BREAKSPEAR, a citizen of the United States, residing at Chicopee, in the State of Massachusetts, have invented certain new and useful Improvements in Bags for Golf-Clubs, of which the following is a specification, reference being had to the accompanying drawings, forming a part hereof.

It is well known that when golf clubs are carried in golf club bags as ordinarily constructed, the shanks of the longer clubs are being battered continually by the heads of the shorter clubs, to the injury of the longer clubs. Injury to the clubs is sometimes prevented by providing for each club a cover of some elastic fabric which can be slipped readily upon the head of the club and drawn over the shank, but the application and the withdrawal of such covers require more time and trouble than the ordinary player is willing to give.

It is, therefore, the object of this invention to provide means for protecting the shanks of the longer clubs against injury by the heads of the shorter clubs, as they are carried in a bag, without requiring any special care for or attention to each club except to place it properly in the bag. This result is accomplished by providing for the bag a partition which projects above the top of the bag far enough to stand between the heads of the shorter and the shanks of the longer clubs, which are placed on opposite sides of the partition. It is unnecessary to extend the partition below the mouth of the bag any farther than is necessary to properly secure it to the bag, it being formed separately therefrom, and it therefore adds but little weight to the bag and is not a detriment to it in appearance or otherwise.

The invention will be more fully explained hereinafter with reference to the accompanying drawings in which several embodiments of the invention are illustrated and in which—

Figure 1 is a view in elevation of a golf club bag provided with the improvement, the clubs being also represented. Fig. 2 is a detail view of the upper part of the bag shown in Fig. 1, with the clubs, on a larger scale and partly in vertical section. Fig. 3 is an end view of the separating device or partition removed from the bag. Fig. 4 is a detail view, similar to Fig. 2, but without

the clubs and showing the device reversed. Fig. 5 is a partial view, similar to Fig. 4, but showing the device formed integral with the bag. Fig. 6 is a detail view in perspective of the upper end of a bag equipped with another modified form of the device. Fig. 7 is a partial view in elevation of the upper end of a bag with still another embodiment of the invention applied thereto. Fig. 8 is a top view of the device shown in Fig. 7. Fig. 9 is a detail view, in section, on the plane indicated by the line 9—9 of Fig. 7, looking in the direction of the arrows. Fig. 10 is a detail view of the upper portion of a bag showing still another form of the device. Fig. 11 is a perspective view of the device shown in Fig. 10.

The bag *a* may be constructed in any usual manner, if the separating or protecting device or partition is to be formed independently thereof and applied thereto, as indicated in Figs. 1, 2, 4, 6, 7 and 10, or it may be modified slightly in construction if the device is to be formed integral therewith, as indicated in Fig. 5.

Referring first to the construction shown in Figs. 1-4, the device comprises a supporting sheet *b* of sole leather or other suitable material of such stiffness as to support the partition or protecting sheet *c* which, in the present instance, may be formed of relatively flexible leather or other suitable material and stitched to the supporting sheet or bag *a* to form separate sockets *d*, as shown in Figs. 1, 2 and 3, to receive the clubs separately, as clearly shown in Fig. 1, or to form a single socket *d'*, as shown in Fig. 6, large enough to receive several of the longer clubs. The partition or protecting sheet *c* is attached to the bag *a* in any suitable manner, but preferably by a buckled strap *e*, one member of which is passed through a slit or hole *a'* formed in the bag just below the upper binding *a²* thereof. When the two members of the strap are buckled together the separating or protecting device will be properly supported in position at the upper end of the back and projecting far enough above the top to protect the shanks of the longer clubs from contact with the heads of the shorter clubs, as shown clearly in Fig. 2. It is preferable to attach the strap or securing means to the protecting device nearer one end than the other so that the device may be attached to the back either

with its longer end projecting above the top thereof, as shown in Fig. 2, or with its shorter end projecting above the top thereof, as shown in Fig. 4, according to the requirements of the clubs to be carried in the bag.

In the construction shown in Figs. 7, 8 and 9, the sockets for the reception of the longer clubs are shown as tubes d^2 , of relatively stiff leather or other suitable material, secured to a cap f , which may be slipped upon the upper end of the bag and secured by a strap g . The cap f is formed with a large opening f' , which is intended to receive the shorter clubs, while the longer clubs are received in the sockets d^2 .

In Figs. 10 and 11, the partition or protector is shown as a single sheet h of relatively stiff sole leather or other suitable material, provided with a buckled strap h' . The protector is secured to the bag by passing the members of the strap h' through slits or holes in the bag, just below the upper binding, and buckling the same somewhat loosely, so that the protector may stand away from the side wall of the bag sufficiently to permit the longer clubs to be introduced into the bag at one side of the protector and the shorter clubs at the other side thereof, the protector standing between the heads of the shorter clubs and the shanks of the longer clubs to protect the latter. The strap h' is preferably secured to the protector h nearer one end than the other, so that the protector may be turned end for end as already explained.

It will be obvious that the invention may be embodied in various other forms suited to the convenience of the manufacturer or to the desires of the user, and that the invention, therefore, is not limited to the details of construction shown and described herein.

I claim as my invention:

1. The combination with a bag for golf clubs, of a vertical partition or protector at the upper end of the bag and projecting above the same to stand between the heads of the shorter clubs and the shanks of the longer clubs to protect the latter from in-

jury by contact with the heads of the shorter clubs.

2. The combination with a bag for golf clubs, of a vertical partition or protector formed independently of the bag and means to secure the same detachably to the bag at its upper end and projecting above the same to stand between the heads of the shorter clubs and the shanks of the longer clubs to protect the latter from injury by contact with the heads of the shorter clubs.

3. The combination with a bag for golf clubs, of a vertical partition or protector formed independently of the bag and means to secure the same detachably to the bag at its upper end and projecting above the same to stand between the heads of the shorter clubs and the shanks of the longer clubs to protect the latter from injury by contact with the heads of the shorter clubs, said securing means being attached to the protector nearer one end than the other, whereby the protector may be turned end for end to project more or less above the bag.

4. The combination with a bag for golf clubs, of a stiff supporting sheet projecting above the top of the bag and a partition supported by said sheet and forming therewith a socket to receive the handle of a long club and to stand between the shank of the long club and the head of a shorter club to protect the former against injury by contact with the latter.

5. The combination with a bag for golf clubs, of a stiff supporting sheet, means to secure the same to the bag at the upper end thereof, and a protecting sheet secured to the supporting sheet to stand between the shanks of the longer clubs and the heads of the shorter clubs to protect the former against injury by contact with the latter.

This specification signed and witnessed this 28th day of April A. D. 1909.

FREDERICK C. BREAKSPEAR.

Signed in the presence of—

ALEXANDER W. McCauley,
JOHN H. PERRY.