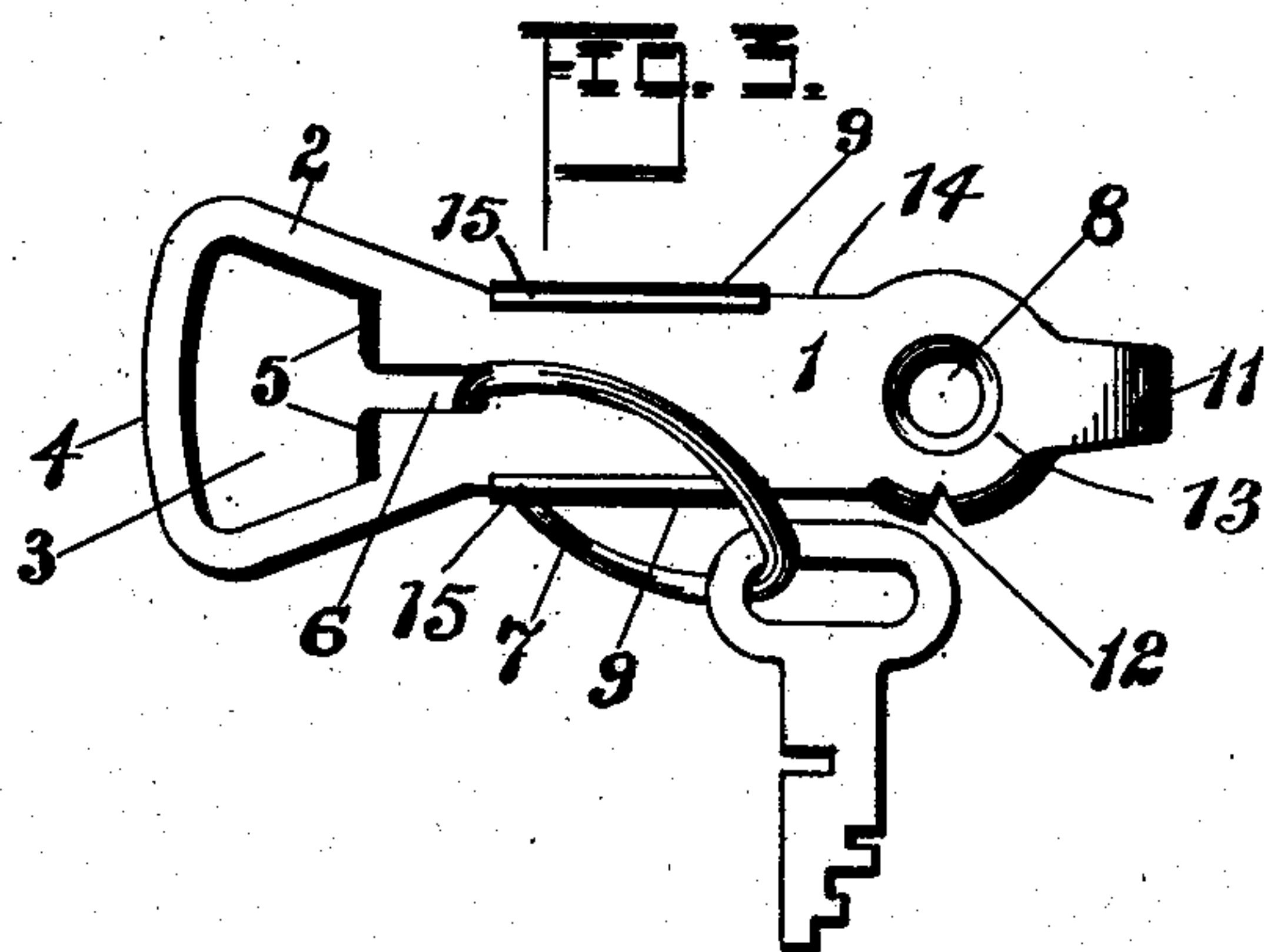
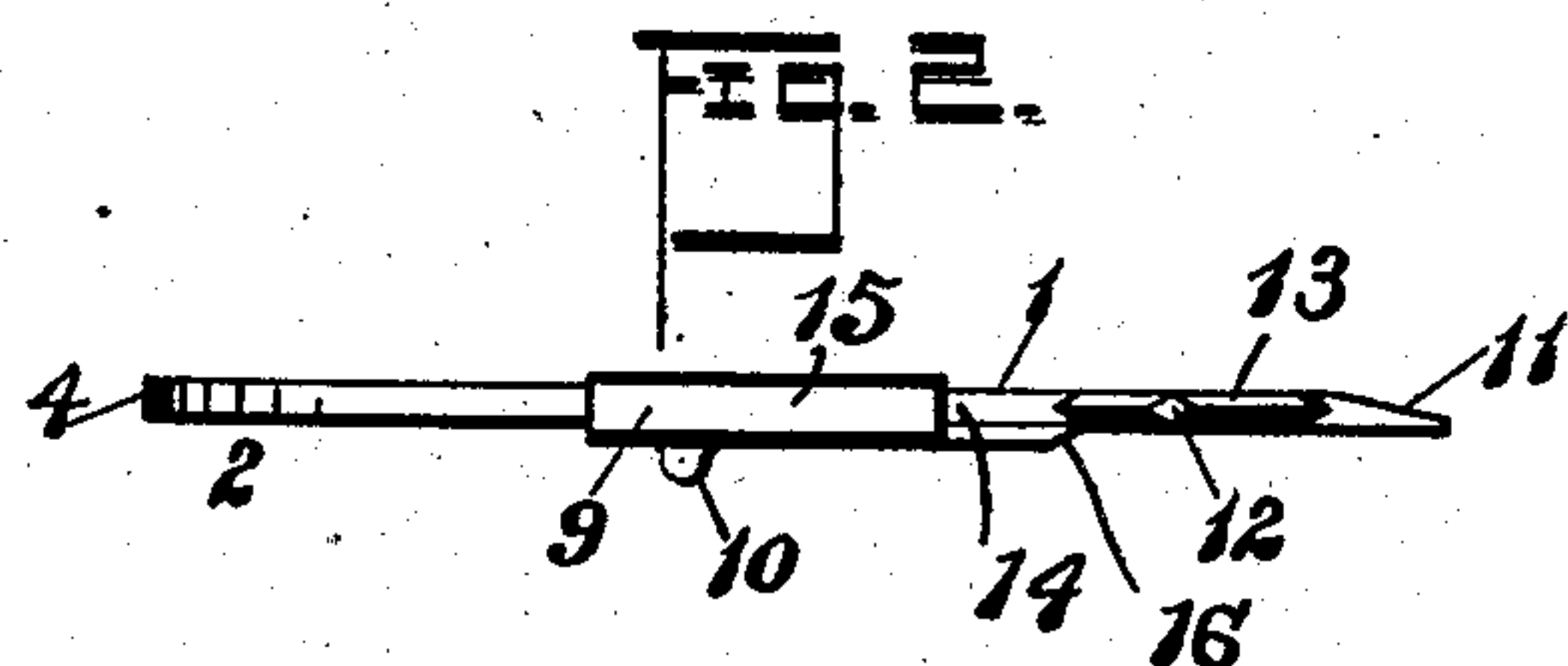
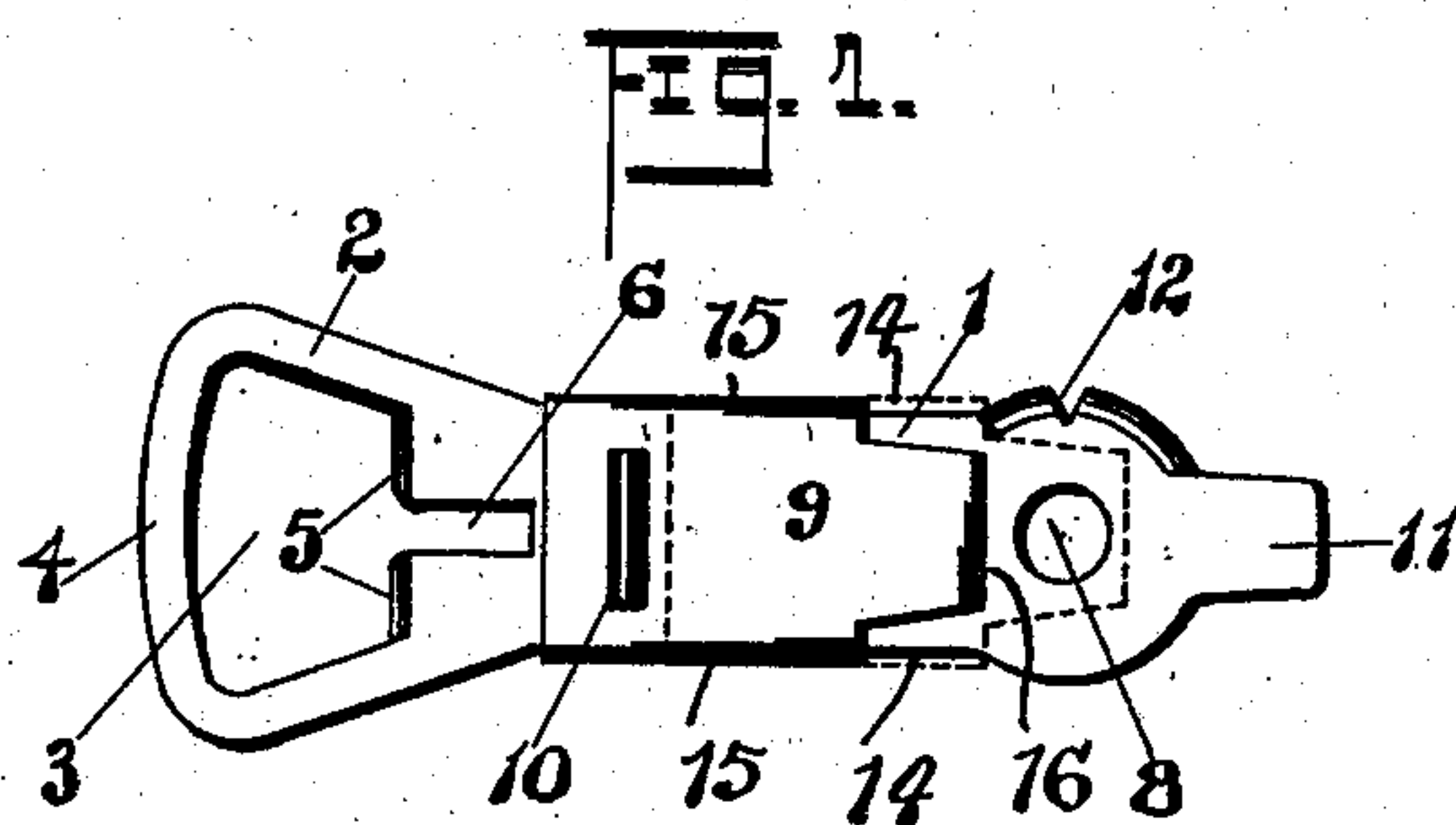


J. L. SOMMER.
 COMBINED BOTTLE OPENER AND CIGAR CUTTER.
 APPLICATION FILED FEB. 26, 1907.

936,678.

Patented Oct. 12, 1909.



WITNESSES

Friedrich Gernsheim
Herbert J. R. Lockwood

INVENTOR

John L. Sommer
 BY
Russell M. Everett
 ATTORNEY

UNITED STATES PATENT OFFICE.

JOHN L. SOMMER, OF NEWARK, NEW JERSEY.

COMBINED BOTTLE-OPENER AND CIGAR-CUTTER.

936,678.

Specification of Letters Patent.

Patented Oct. 12, 1909.

Application filed February 26, 1907. Serial No. 359,454.

To all whom it may concern:

Be it known that I, JOHN L. SOMMER, a citizen of the United States, residing in Newark, in the county of Essex and State of New Jersey, have invented certain new and useful Improvements in Combination Bottle-Openers and Cigar-Cutters, of which the following is a specification.

The objects of this invention are to provide a device which can be conveniently carried in the pocket, as upon a key-ring, and employed either to open bottles or remove the tips of cigars; to so combine a bottle opener and a cigar cutter that either when not in use becomes a handle for the other; to enable different kinds of bottle stoppers to be removed; to secure a simple and compact construction, and to obtain other advantages and results as may be brought out in the following description.

Referring to the accompanying drawings, in which like numerals of reference indicate the same parts in the several figures, Figure 1 shows a bottom view of the combination bottle opener and cigar cutter; Fig. 2, an edge view thereof, and Fig. 3 a top view thereof, in connection with a key ring.

In said drawings, 1 indicates the body portion of the combination bottle opener and cigar cutter; the said body portion being a sheet metal shank or handle enlarged at one end, as at 2, and provided in this enlarged portion with an opening 3. The rear portion 4 of the body portion is adapted to rest over the top of a crown seal or like bottle cap, the opening 3 receiving a portion of such cap, so that the beveled edge 5 at the other side of opening 3 is underneath the edge of the bottle cap. With a bottle opener in this position, it may be used as a lever to remove the bottle cap, as is common. The other end of the body portion has a longitudinal projecting lip 11, adapted to either enter that kind of bottle cap which seats into the bottle neck, for removing the same, or to be used in prying open cigar boxes. Adjacent to this end 11, a notch 12 is provided in one edge of the handle for use in pulling the nails of cigar boxes.

Intermediate of its ends the shank or handle is narrowed with respect to its part 13 having the said notch 12, and provides parallel longitudinal edges 14, 14. The said part 13 also has an aperture 8 adapted to receive the tip of a cigar, said opening pref-

erably having its edges beveled at one side of the handle or shank. Upon the said narrowed portion of the handle or shank, a sliding cutter 9 is mounted, preferably comprising a piece of sheet metal with its opposite side edges bent over the said parallel edges 14 of the handle or shank, as at 15, 15. The end of said cutter next the aperture 8 is the knife 16 adapted to sheer across said aperture, and the opposite end has a transverse rib 10 adapted for engagement by the thumb to slide the cutter. Dotted lines indicate in Fig. 1 the forward position of the cutter. This cutter forms a clasp extending a large portion of the length of the narrow handle portion, and which clasp reinforces and stiffens said narrow handle portion when the same is pressed upon to use the tool as a bottle opener.

Obviously, the part 13 serves as a stop for the cutter at that end of the handle, and the enlarged portion 2 similarly limits its movement at the other end. Either end of the device may be used to open a bottle, according to the kind of cap, and meanwhile the rest of the device forms grasping means; also, when the device is employed in cutting a cigar, the end bottle-cap engaging portions constitute grasping means.

I have shown a slot 6 in the edge 5 of the opening 3, so that when the device is put on a key-ring 7, the ring may be retired into said slot to be out of the way in opening a bottle with this end, as illustrated in Fig. 3.

When not in use, the whole device hangs as easily from a key-ring as does a key.

Changes within the scope of the claims as construed by the prior art may be made without departing from the spirit and scope of my invention.

Having thus described my invention, what I claim as new is:

1. The hereindescribed bottle opener and cigar cutter, consisting of a flat body portion having opposite widened ends adapted to engage different kinds of bottle caps and a narrow handle between said widened ends providing a slideway and an aperture for a cigar tip, and a cutter mounted on said slideway of the handle so as to move across said aperture and reinforcing said narrow handle, said opposite widened ends forming stops for said cutter.

2. The herein described bottle opener and cigar cutter, consisting of a body portion

having an end adapted to engage a bottle cap and a handle portion with parallel longitudinal edges and a cigar tip aperture, said handle portion being narrower than said end, a cutter upon one side of said handle portion with its edges slidably overlapping the said edges of the handle portion,

and stop means for said cutter on said handle portion at the opposite side of the cutter from the said bottle cap engaging end.

JOHN L. SOMMER.

In the presence of—

ELSIE A. MAY,

FREDERICK GERMAN, Jr.