

R. DALMAR & A. K. WANDER.

BELT ATTACHMENT.

APPLICATION FILED AUG. 31, 1908.

934,290.

Patented Sept. 14, 1909.

Fig. 1.

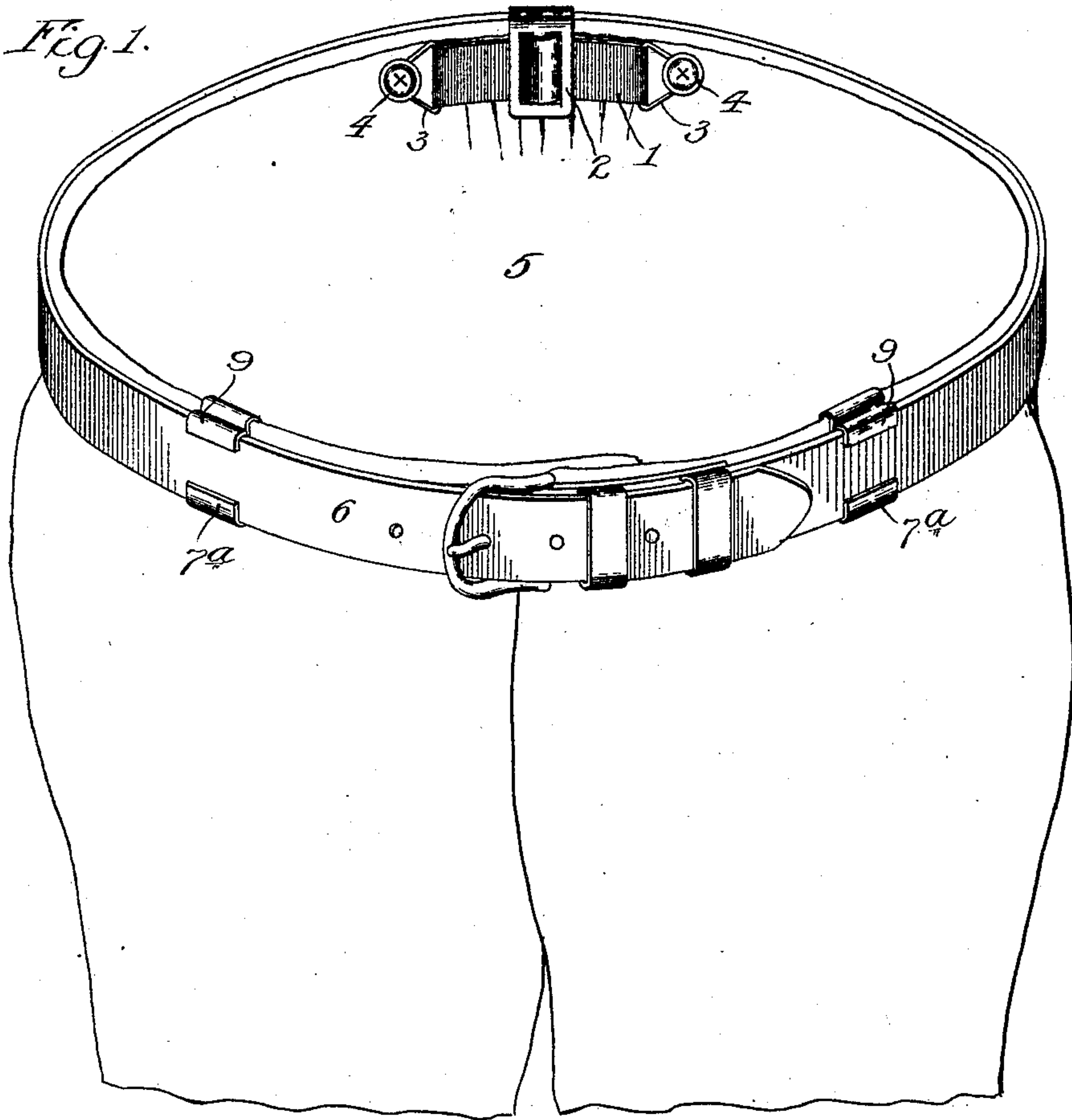


Fig. 2.

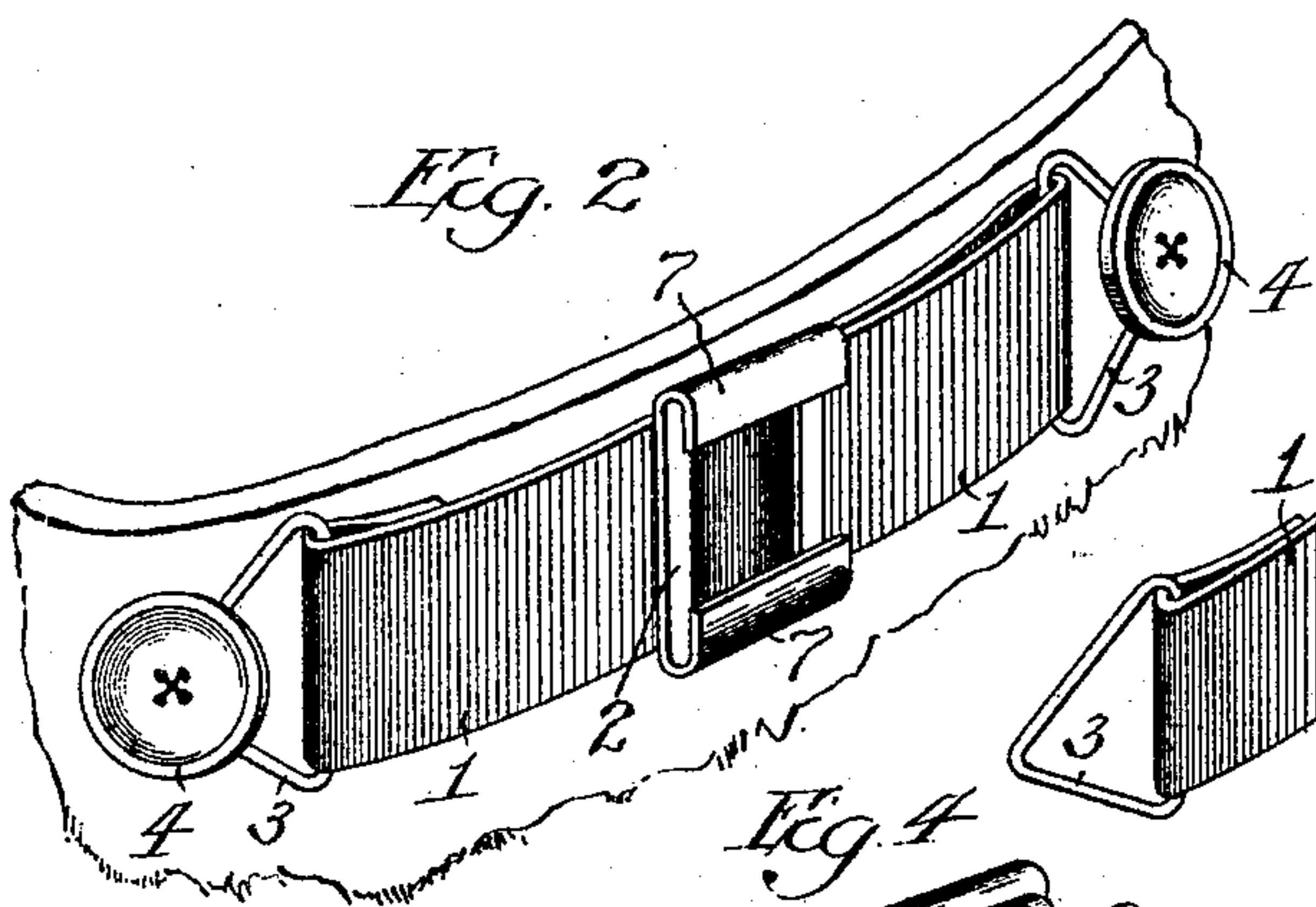


Fig. 3.

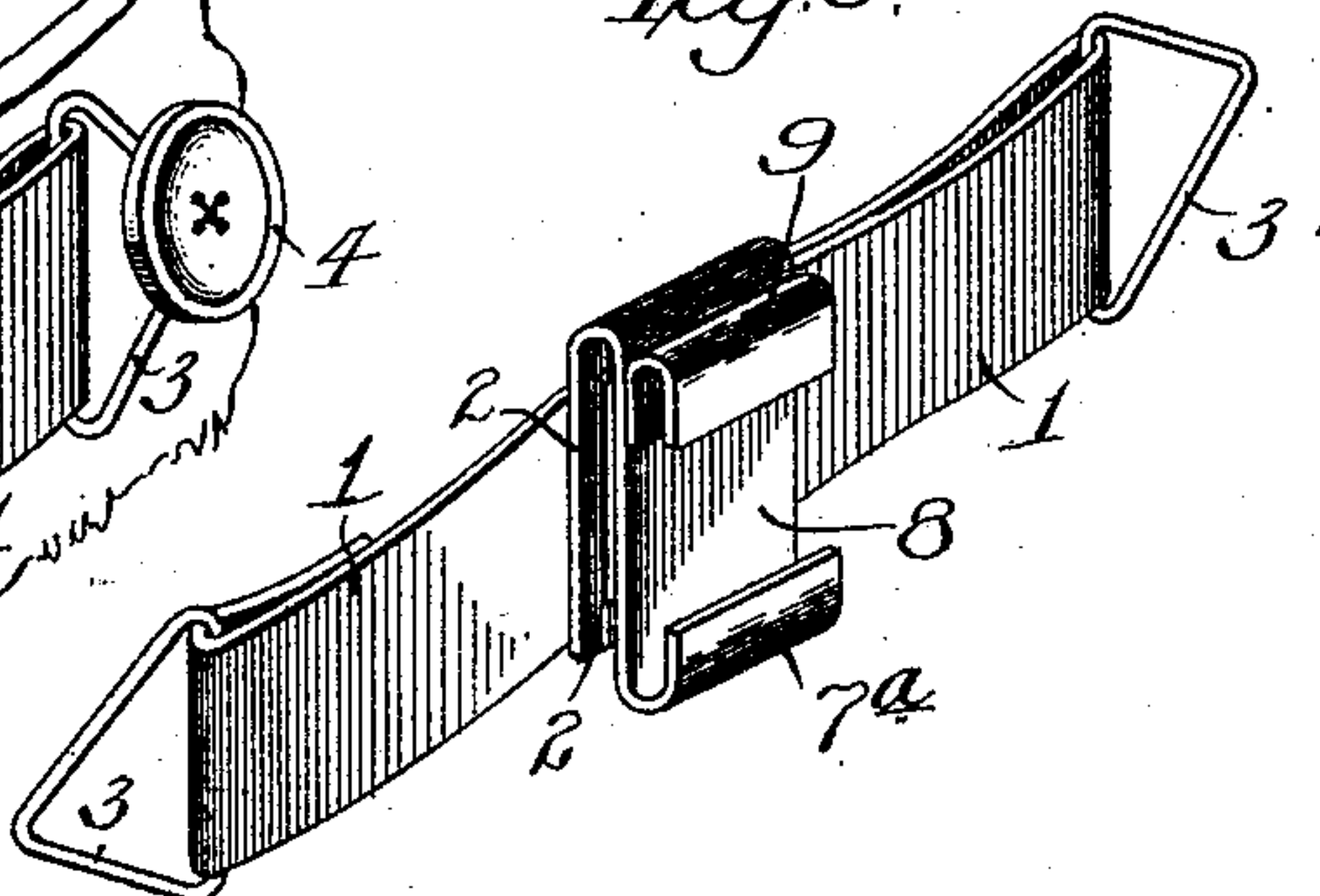
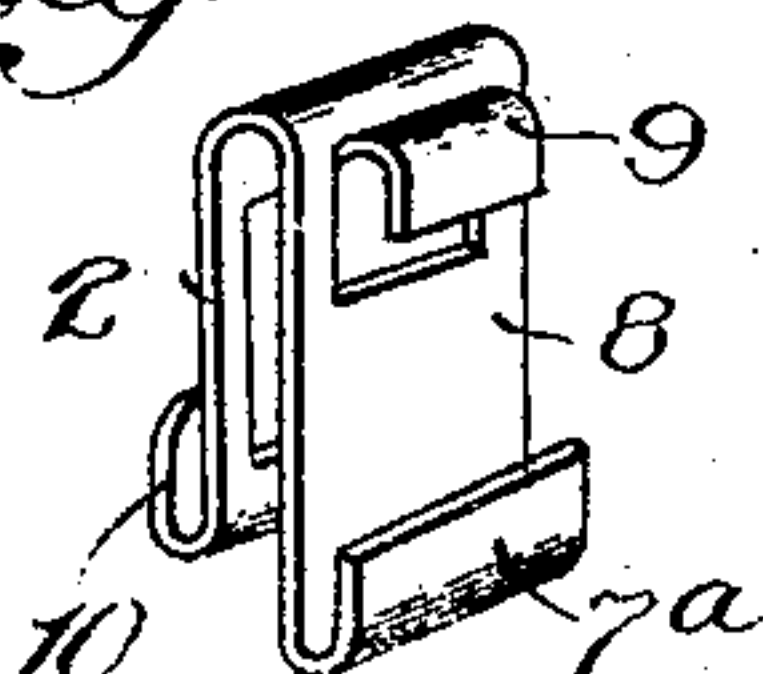


Fig. 4.



Witnesses:
J. C. Davidson
J. P. M. Intosh

Inventors:
Richard Dalmar,
Alfred K. Wander,
By Barton, Tanner & Folk-
Att'ys.

UNITED STATES PATENT OFFICE.

RICHARD DALMAR AND ALFRED K. WANDER, OF CHICAGO, ILLINOIS.

BELT ATTACHMENT.

934,290.

Specification of Letters Patent. Patented Sept. 14, 1909.

Application filed August 31, 1908. Serial No. 450,947.

To all whom it may concern:

Be it known that we, RICHARD DALMAR and ALFRED K. WANDER, citizens of the United States, residing at Chicago, in the county of Cook and State of Illinois, have invented a certain new and useful Improvement in Belt Attachments, of which the following is a full, clear, concise, and exact description.

Our invention relates to an attachment for garments, and more particularly to a device adapted to cooperate with a belt worn with a garment.

The object of our invention is to provide a simple and inexpensive device adapted to be secured upon an ordinary garment, such as men's trousers, and to provide such garment with removable belt receiving and retaining eyes or guide hooks.

Our invention consists of a band or strip provided with eyes for securing it to the buttons of a garment, and also provided with a buckle or similar device having portions forming eyes or guide hooks for receiving and retaining a belt.

Our invention may be more readily understood by reference to the accompanying drawing, in which—

Figure 1 is a perspective view showing the device of our invention as it is to be worn; Fig. 2 is a similar view showing a slightly modified form of the device; Fig. 3 is a detail perspective view of the device shown in Fig. 1; and Fig. 4 is a detail perspective view of a modified form of buckle provided with means for engaging with an undergarment for supporting the same.

Similar reference characters are used to designate similar parts wherever shown.

A short band or length of tape 1, preferably of elastic such as used for hose supporters, is provided with a well-known type of buckle 2 for adjusting the length of the band. Each end of the band is provided with an eye preferably in the form of a metallic loop 3 adapted to hook over the buttons 4, 4, upon the garment 5.

The drawings illustrate the application of our invention to men's trousers. As is well known, such garments are commonly provided with three pairs of buttons, either upon the inside or the outside of the waistband, designed to engage with suspenders which pass over the shoulders of the wearers

to hold up the trousers. When the suspenders are dispensed with, or otherwise, a belt 6 may be worn around the waist about the waistband of the trousers. In such case it is desirable that retaining devices be employed to hold the belt in position about the waistband of the garment. For this purpose the adjusting buckle 2 is in our invention provided with a belt engaging and retaining means.

The belt engaging means may be formed by providing the buckle with bent over portions 7, 7, at the upper and lower ends of the buckle, as shown in Fig. 2, said portions 7, 7, forming guide hooks between which and the body of the buckle the upper and lower edges of the belt are engaged. This form of combined belt engaging member and buckle is more particularly adapted for use in cases in which the buttons 4 are upon the outside of the waistband.

In Figs. 1 and 3 the combined belt engaging member and buckle is shown in a form more particularly adapted for use in connection with a garment in which the buttons are secured upon the inside of the waistband. In this case the buckle 2 has an extension 8 bent down in parallel relation to the part 2, the downwardly extending plate 8 being spaced from the body part 2 of the buckle sufficiently to receive the waistband of the garment between the parts 2 and 8. The lower end of the plate 8 is then bent outwardly and upwardly to form a hook 7^a similar to the previously described hook 7. A cooperating hook 9 may be soldered or otherwise suitably secured at the upper end of the plate 8, or said hook 9 may be otherwise provided at the upper end of the plate 8. The hooks 7^a and 9 hold the belt 6 in place in the manner shown in Fig. 1.

The bands 1 are adjusted so that when the eyes 3 are hooked over the buttons the waistband is drawn or gathered between each pair of buttons and is caused to fit snugly about the body of the wearer. Moreover, the provision of three of these devices about the waistband distributes the gathers in such manner that the garment is drawn closely and smoothly about the body of the wearer, giving the garment a neat and desirable hang.

The buckles 2 may be provided with a hook 10, as shown in Fig. 4, adapted to en-

gage with an undergarment, such as drawers, in order that such undergarment may be supported from the buckle.

What we claim is:

5 1. In a garment attachment, the combination with a band provided with eyes adapted to engage with a pair of buttons secured upon the waistband of a garment, of a buckle for adjusting the length of said band, 10 said buckle being provided with guide hooks for receiving and retaining a belt worn about the waistband of the garment.

2. In a garment attachment the combination with a band provided with eyes adapted 15 to engage with a pair of buttons secured upon the inner side of the waist band of a garment, of a buckle carried by said band, said buckle having an extension from one of its edges doubled outwardly upon the body 20 of said buckle and spaced apart therefrom sufficiently to receive the waistband of the garment between said buckle and extension thereof and said extension being further provided with guide hooks for receiving and re- 25 taining a belt worn about said waistband.

3. In a garment attachment, the combination with a band provided with eyes for en-

gaging with the buttons of a garment, of a buckle carried by said band, said buckle being provided with means for receiving and 30 retaining a belt secured about the garment and also with means for engaging with and supporting a garment worn upon the interior of said first mentioned garment.

4. In a garment attachment, the combination 35 with a band provided with eyes adapted to engage with a pair of buttons secured upon the waistband of the garment, of a buckle for adjusting the length of said band, said buckle being provided at its upper end 40 with a downwardly bent extension having guides formed thereon for receiving and retaining a belt worn about the waistband of the garment and upon its lower end with 45 means for engaging a garment worn upon the interior of said first mentioned garment.

In witness whereof, we, hereunto subscribe our names this 29th day of August, A. D. 1908.

RICHARD DALMAR.
ALFRED K. WANDER.

Witnesses:

GEORGE E. FOLK,
A. H. MOORE.