

J. SCHNEIDER.  
WASHBOARD.

APPLICATION FILED SEPT. 13, 1907.

934,222.

Patented Sept. 14, 1909.

Fig. 1.

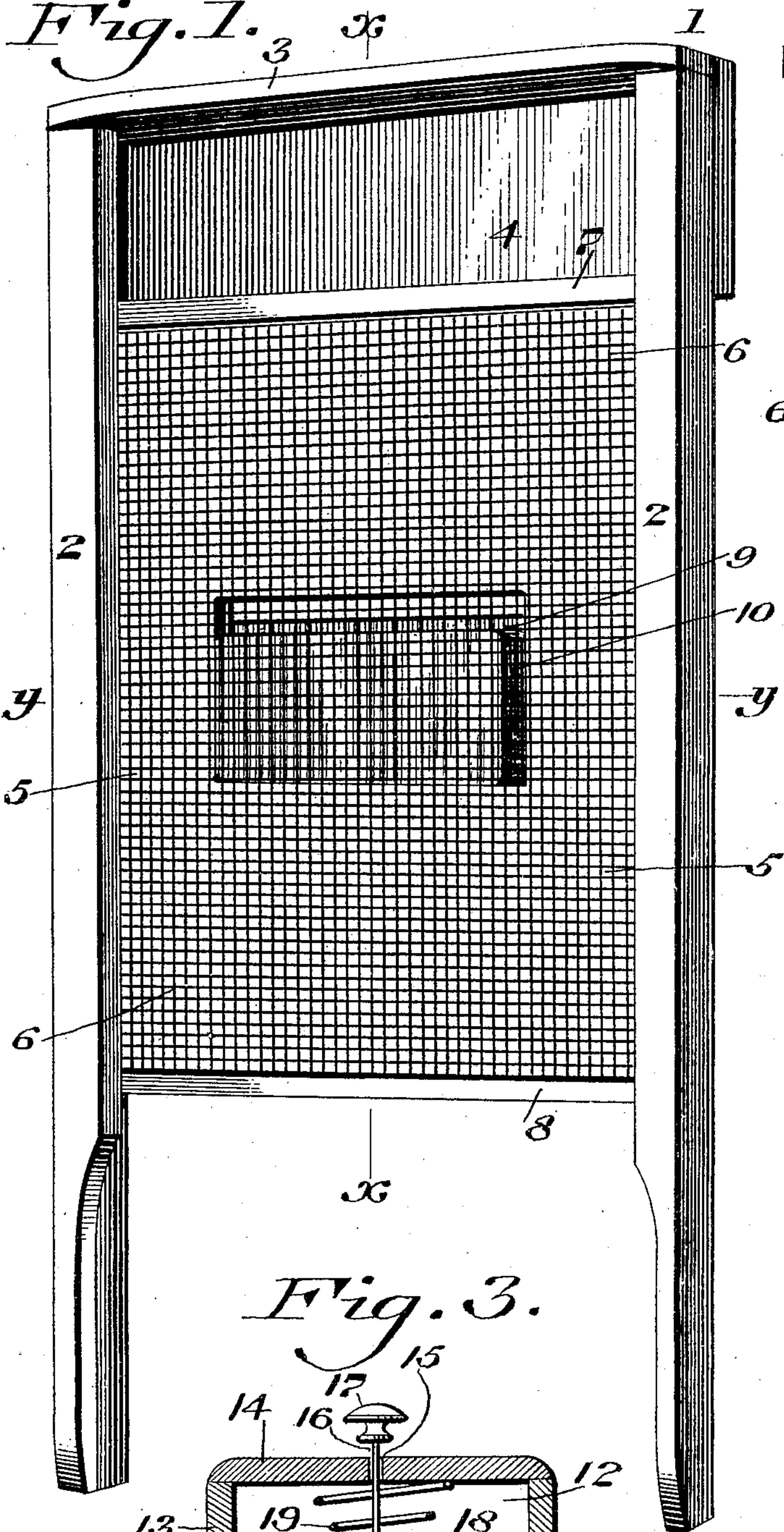


Fig. 2.

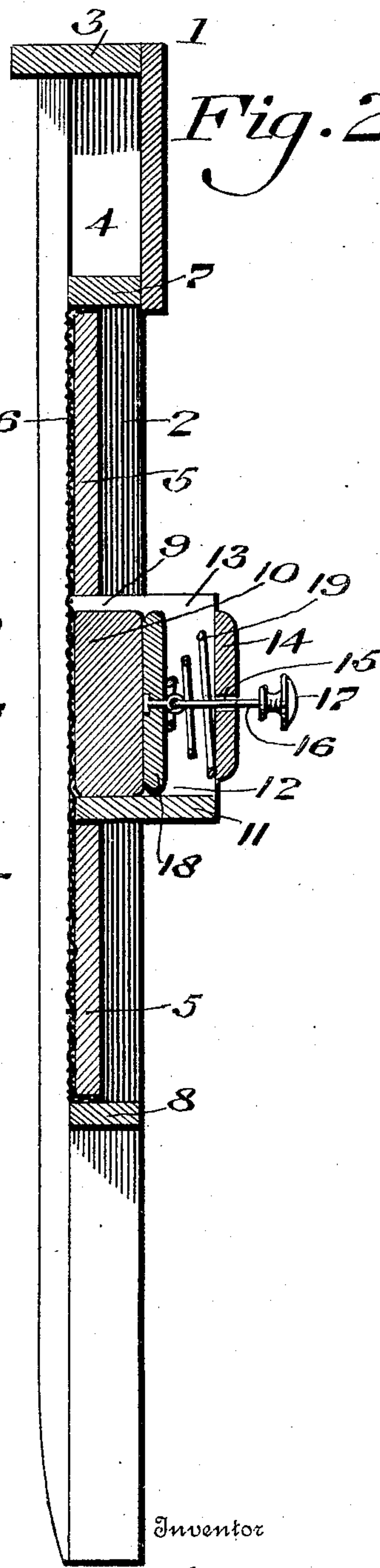
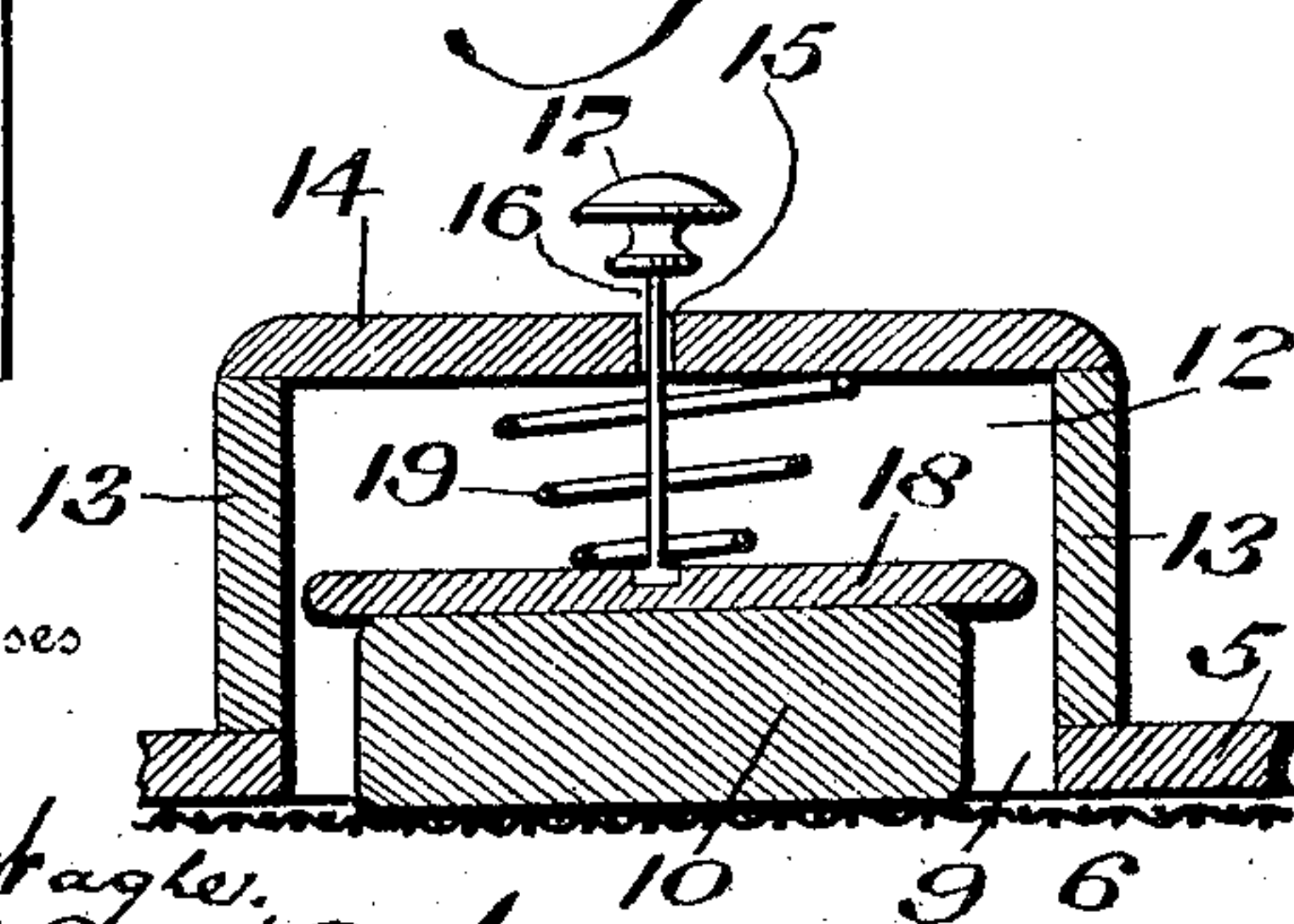


Fig. 3.



Witnesses

P. H. Hagler.  
H. J. Dieterich

Inventor

Joseph Schneider.  
By Frederick H. Gaudin.  
Attorneys



# UNITED STATES PATENT OFFICE.

JOSEPH SCHNEIDER, OF BELLEVILLE, ILLINOIS.

## WASHBOARD.

934,222.

Specification of Letters Patent. Patented Sept. 14, 1909.

Application filed September 13, 1907. Serial No. 392,661.

*To all whom it may concern:*

Be it known that I, JOSEPH SCHNEIDER, a citizen of the United States, residing at Belleville, county of St. Clair, State of Illinois, have invented a new and useful Washboard, of which the following is a specification.

My invention consists of a novel construction of a wash board, wherein I provide means for holding a cake or piece of soap so that the necessary quantity may be supplied automatically without any attention on the part of the operator.

In carrying out my invention, I provide a recess in the back of the wash board, in which the soap is adapted to be retained contiguous to the article to be washed, without actually coming in contact with the same, and I also secure to the back of the wash board, a frame or pocket for the reception of the soap and provide the same with a spring pressed plate, whereby the soap is always held in the desired position with respect to the wash board proper to the article to be cleaned or washed.

Figure 1 represents a perspective view of a wash board embodying my invention. Fig. 2 represents a section on line  $x-x$ , Fig. 1. Fig. 3 represents a section on line  $y-y$ , Fig. 1.

Similar numerals of reference indicate corresponding parts in the figures.

Referring to the drawings:—1 designates a wash board, the same consisting of the frame work having the side legs 2, and the top 3, below which is located, the upper pocket or receptacle 4.

5 designates the back of the wash board against which is secured in any suitable manner, the foraminous piece 6 which comprising the rubbing surface of the wash board may be of any suitable woven or meshed material, the latter being held in position between the sides 2 and the upper and lower strips 7 and 8, as will be understood by those skilled in the art with reference to Fig. 2. At about the middle of the back I provide an opening, recess or chamber 9, to receive the adjacent end of a box to receive and support a cake of soap 10, said cake normally resting upon the bottom wall 11 of the box or pocket 12, of which 13 are the sides and 14 the back plate, the latter being provided with an opening 15 through

which opening, passes the stem 16 having the head 17 thereon, whereby the soap holding plate or follower 18 can be arranged to press against the cake of soap, it being understood that said stem 16 is secured to said plate 18.

19 designates a spring or tension device located between the plates 14 and 18 and surrounding the stem 16, whereby the cake of soap 10 is always held in proper relation with respect to the foraminous piece 6.

It will be apparent that as fast as the cake of soap 10 wears down, the spring 19 will always cause the same to be held against the screening 6 and that said soap will always be held in proper position and relation to the wash board after once being placed thereon, without requiring any attention on the part of the operator.

In order to remove the soap 10, it is only necessary to pull outwardly on the stem 17, whereby the soap can be readily withdrawn through the open top of the pocket 12, and a fresh cake inserted thereat if desired.

It will be apparent that the precise manner of holding the soap in position may be varied and that the position of the soap containing pocket and recess may be varied according to requirements without departing from the spirit of my invention.

Having thus described my invention, what I claim as new and desire to secure by Letters Patent, is:—

A washboard comprising a frame, the back of which is provided with an opening, a bottom wall resting on the said back at the lower end of said opening, side plates at opposite sides of said opening, a back plate connected to the rear edge of the side plates and having an opening, a stem loosely movable through said last-named opening, a soap-holding plate on said stem, a spring around said stem between said back and soap-holding plates, and a foraminous rubbing surface secured to said back and extended over the opening in said back and against which a cake of soap is pressed by said soap-holding plate and spring in position for direct engagement by the clothes being rubbed on said surface.

JOSEPH SCHNEIDER.

Witnesses:

W. F. KIRCHER,  
LOUIS SCHLERNITZAUER.