

W. K. SHANNON.
HAT BAG.
APPLICATION FILED DEC. 10, 1908.

934,098.

Patented Sept. 14, 1909.

Fig. 1.

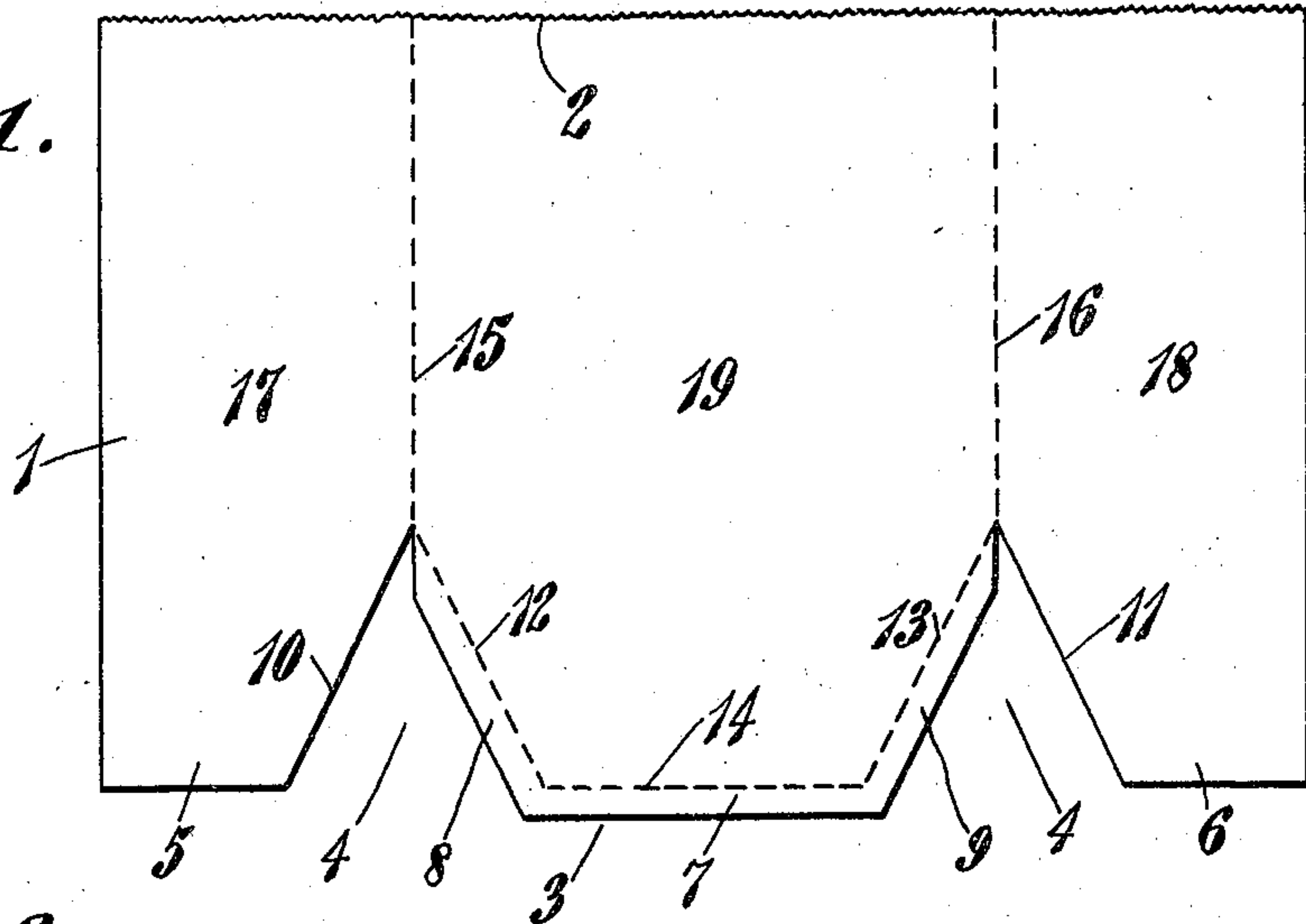


Fig. 2.

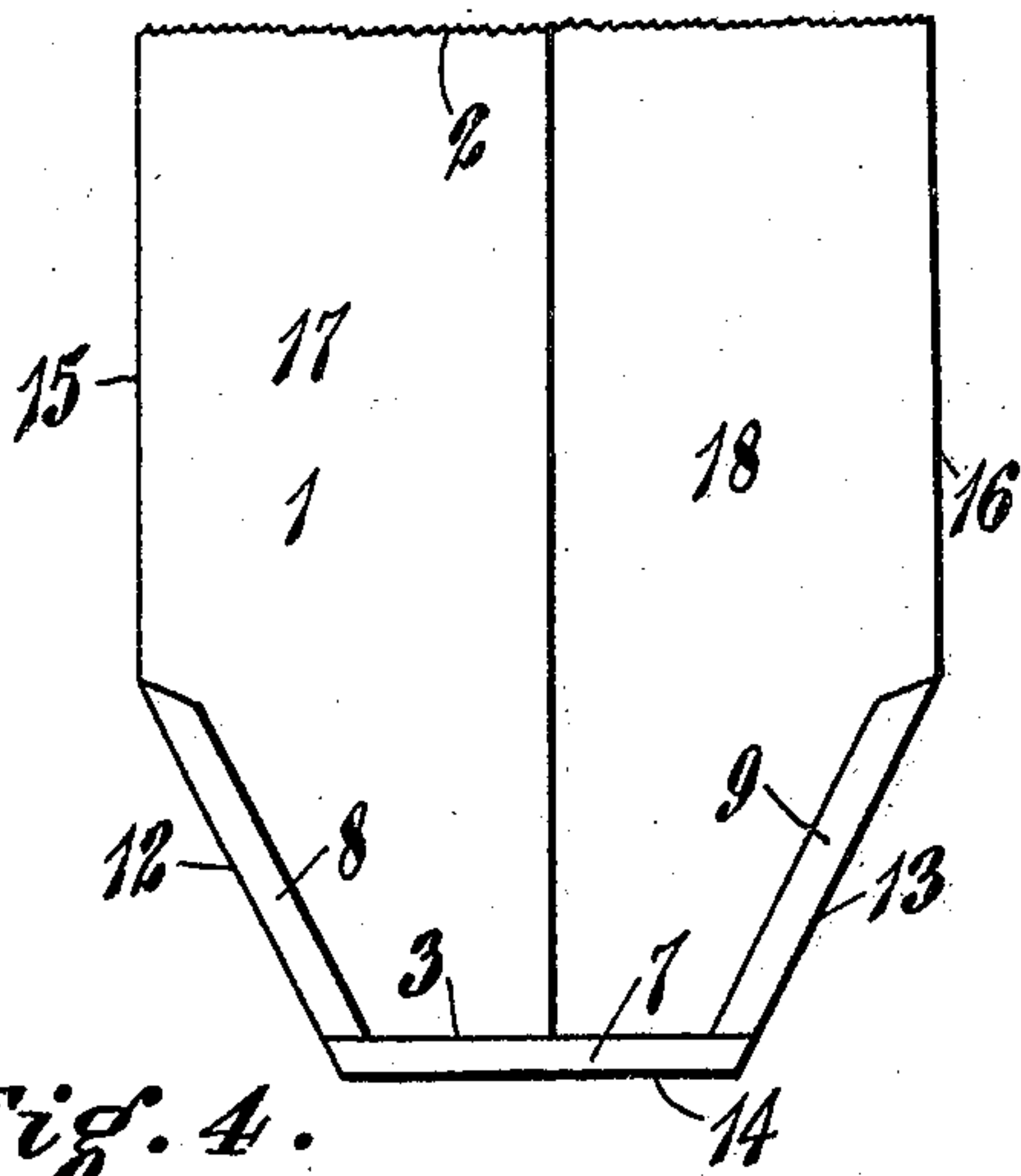


Fig. 4.

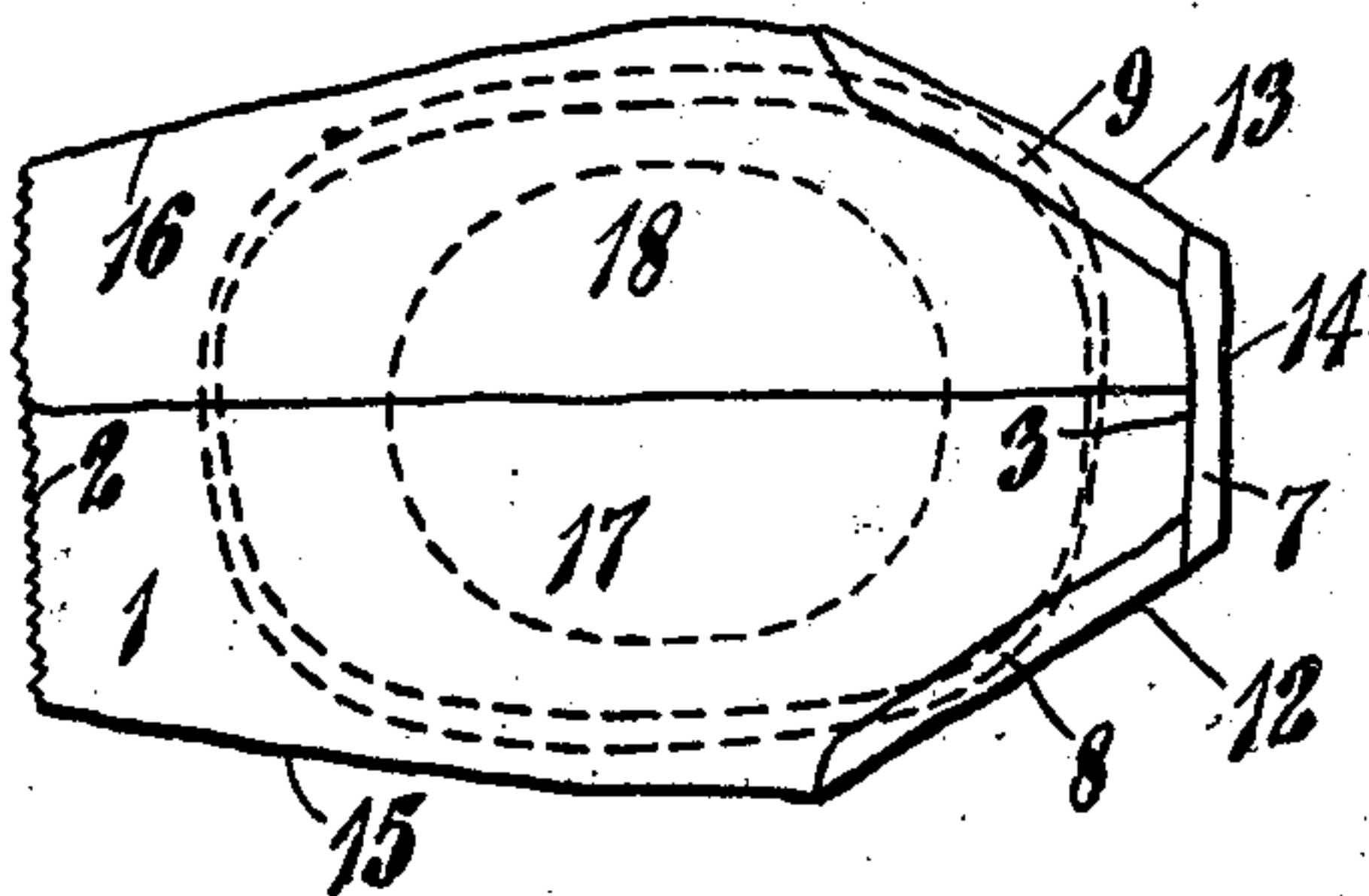


Fig. 3.

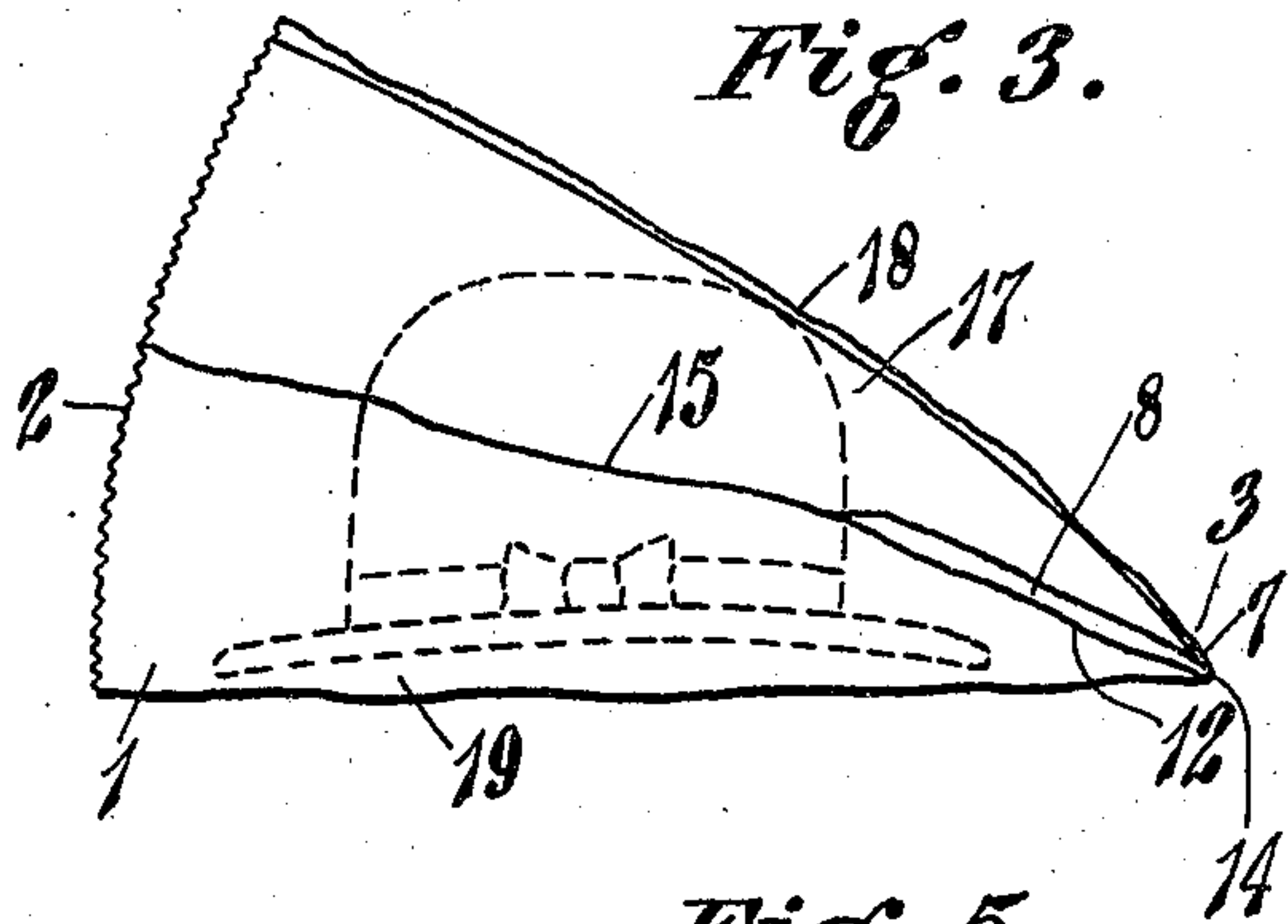
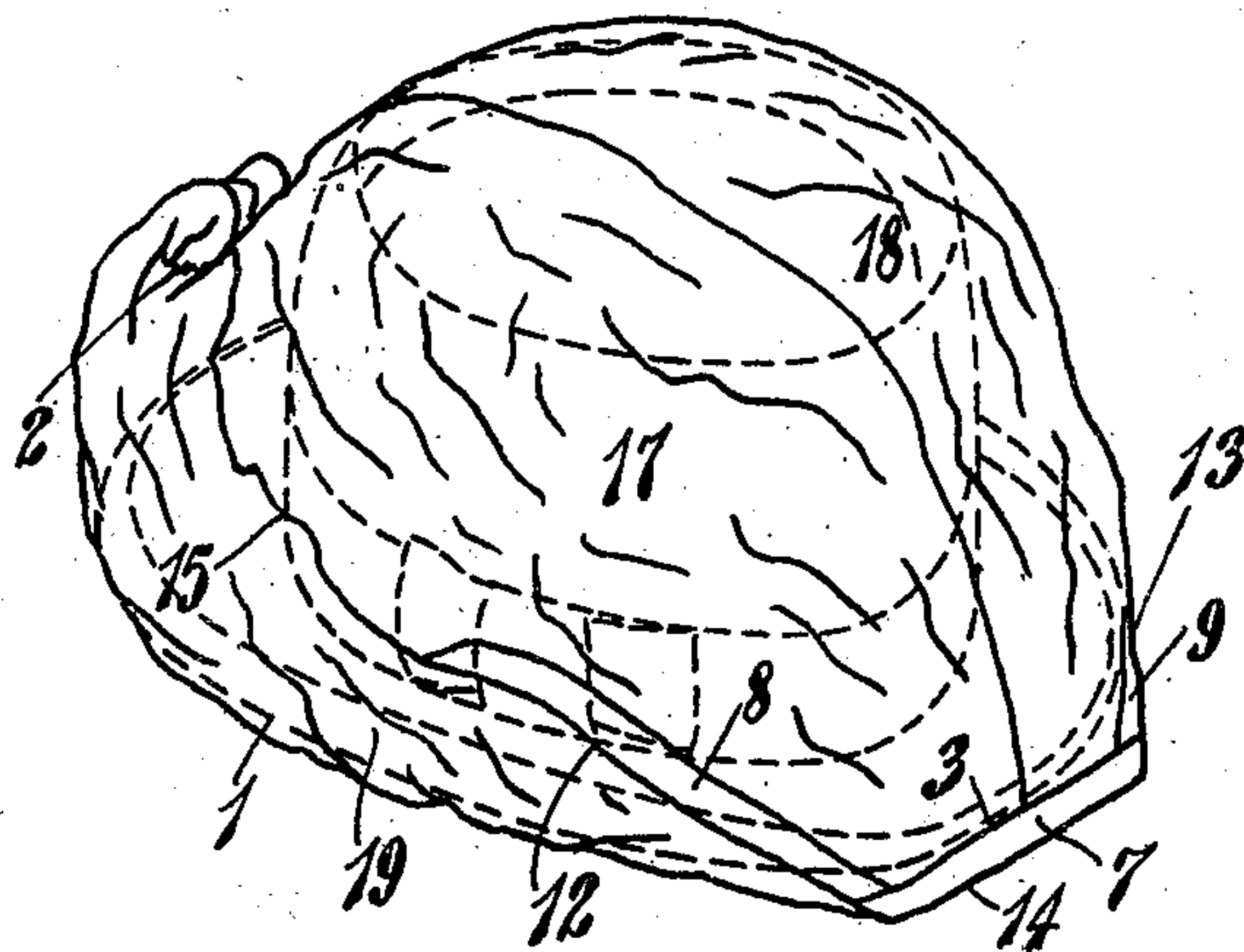


Fig. 5.



Witnesses:
Clarence Priden
Florence Hammel

Inventor
William K. Shannon
By James A. Ramsey
Attorney

UNITED STATES PATENT OFFICE.

WILLIAM K. SHANNON, OF CINCINNATI, OHIO.

HAT-BAG.

934,098.

Specification of Letters Patent. Patented Sept. 14, 1909.

Application filed December 10, 1908. Serial No. 466,883.

To all whom it may concern:

Be it known that I, WILLIAM K. SHANNON, a citizen of the United States, residing at Cincinnati, in the county of Hamilton and State of Ohio, have invented certain new and useful Improvements in Hat-Bags, of which the following is a specification.

My invention relates to paper receptacles, and the object is to provide a bag or wrapper for a hat, which will more accurately conform to the shape of the hat and add to the convenience of handling both as to the insertion of the hat into the bag and as to the shape of the bag after the hat is inserted.

My invention consists in a hat bag composed of a single sheet, and having two parallel sides consisting in folds of said sheet, and three other folds on its lower part, consisting in pasted flaps to reinforce the lower part of the bag and render it self-supporting in open position, one end of the bag being open and forming its mouth.

In the drawing: Figure 1 illustrates a pattern for cutting and folding the single sheet to form the bag. Fig. 2 illustrates the completed bag. Fig. 3 is a side elevation of the bag in position when the hat is being inserted. Fig. 4 is a plan view of the same. Fig. 5 is a perspective view of the bag containing the hat ready for delivery.

For making my improved hat bag, the paper is cut into rectangular pieces 1, preferably longer than wide, and one of the long edges 2 will be adapted to form the rim of the mouth of the bag when completed. Adjacent to the opposite long edge 3, two triangular parts of the paper are cut away so that spaces 4 are formed, these spaces being positioned equally distant from the middle line passing through the sheet at right angles to the edge 3. This edge 3 will thus be divided into a wider middle part between the spaces 4, and two narrower and equal lateral parts 5 and 6. The lateral parts 5 and 6 have strips removed from them by cutting parallel to the edge, 3, so that the middle part between the spaces 4 will project past the parts 5 and 6 and will form a flap 7. In removing the triangular parts to form the spaces 4, flaps 8 and 9 are left on the adjacent sides of these spaces, the other sides 10 and 11, respectively, of these triangular spaces continuing, to meet with lines 12 and 13, respectively, and form the apexes of the respective triangles, the lines 12 and

13 being followed in folding the flaps 8 and 9, respectively, to form flaps. The flap 7 formed on the edge 3 between the triangular spaces is folded on a line 14 coincident with the lateral parts 5 and 6, where the strips have been removed. The paper is then folded on the lines 15 and 16 at right angles to the edges 2 and 3, respectively, and coincident with the apexes of the triangles formed, as above referred to, the triangles being so positioned that, when the paper is thus folded, the lateral parts 17 and 18 outside the lines 15 and 16, respectively, will together be wider than the middle part 19 between said lines, and one of the parts, as 17, will overlap the other part, as 18. These parts are pasted together where they overlap. The flaps 8 and 9 are then turned over the edges 10 and 11, which will be coincident with the folding lines 12 and 13, respectively, of the flaps, and these flaps are pasted. Then the flap 7 is turned over the parts 5 and 6, which lie along its folding line 14, and over the ends of the flaps 8 and 9, making folds where they join therewith, and pasted, completing the bag, upon which it will have the appearance as illustrated in Fig. 2 of the drawing.

The hat bag, constructed as above described and as illustrated, has the advantage of conforming to the rotundity of the rim as well as of the crown of the hat. Not only does the bag conform to the hat, due to the converging sides of its lower part, but the direction assumed by the reinforced edges where the flaps 8 and 9 are pasted over causes the lower part of the bag to retain its open position when opened. This adds to the convenience in handling when inserting the hat into the bag, since the upper part of the bag will be held open by the comparatively rigid lower part. This condition of the bag during the insertion of the hat will be readily understood by reference to Fig. 3 of the drawing. It will be understood that when the bag is thus in open position, the sides along the folds on the lines 15 and 16 will be drawn together toward the top part of the bag, bringing the mouth of the bag into position for insertion of the hat. This is best illustrated in Fig. 4 of the drawing. The rigidity imparted to the lower part of the bag, due to the peculiar construction herein set forth, is also useful after the hat is inserted into the bag and it is desired to transport the hat in the bag, since the bag

being, to a certain extent, self-supporting in an open position adapted to admit the hat without distorting it, forms a more effective covering therefor.

5 While my improved construction of the hat bag is attended with the above mentioned relatively great advantages, it will be seen that no additional outlay of material is required. In fact, there may be a saving in
10 material in cutting, and the parts cut away may be utilized for other purposes. The bag is also rendered neat and is generally improved in appearance.

15 Having fully described my invention, what I claim as new and desire to secure by Letters Patent is:

As a new article of manufacture, a hat bag composed of a single sheet of paper having

each outer part folded inwardly by a single fold, with the edges of the inwardly folded parts overlapping and secured together, and having on its lower part two flaps disposed obliquely to said two folded parts, and another flap extending at right angles to said two folded parts, said flaps being folded over and pasted down upon the two inwardly folded parts, whereby the lower part of said bag is reinforced and strengthened to render it self-supporting in open position, substantially as set forth and for the purposes specified. 20 25 30

WILLIAM K. SHANNON.

Witnesses:

JAMES N. RAMSEY,
CLARENCE PERDEW.