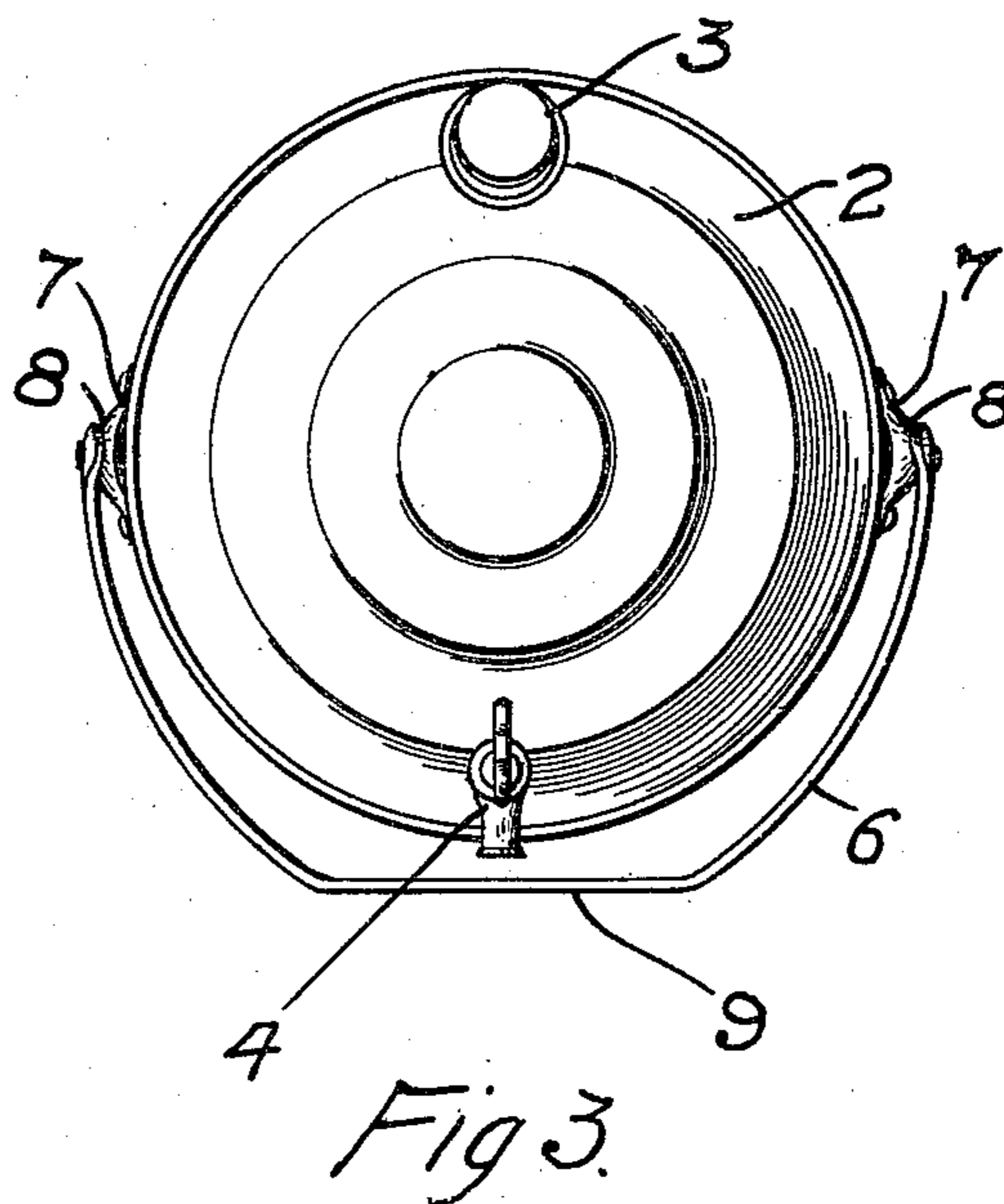
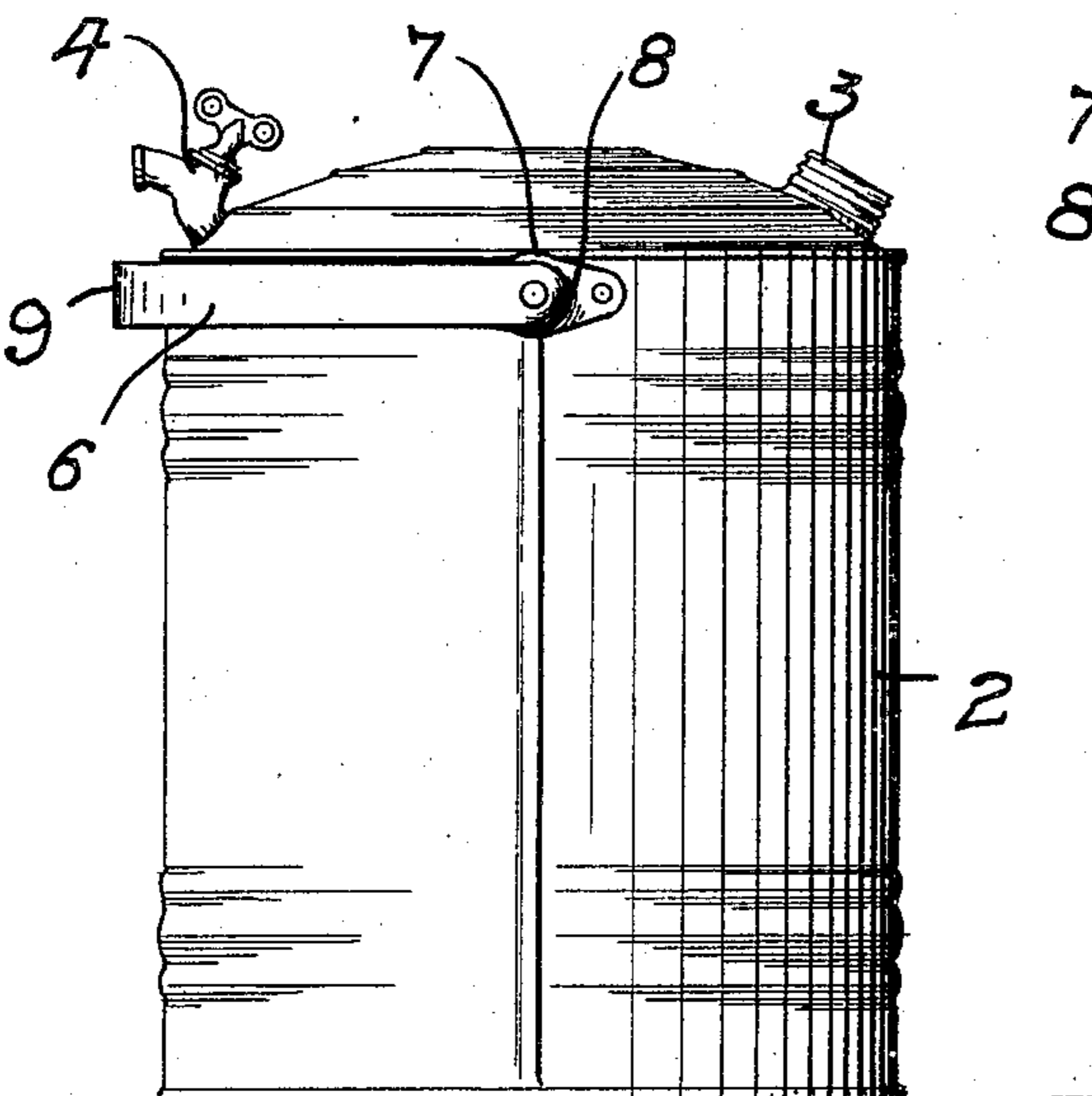
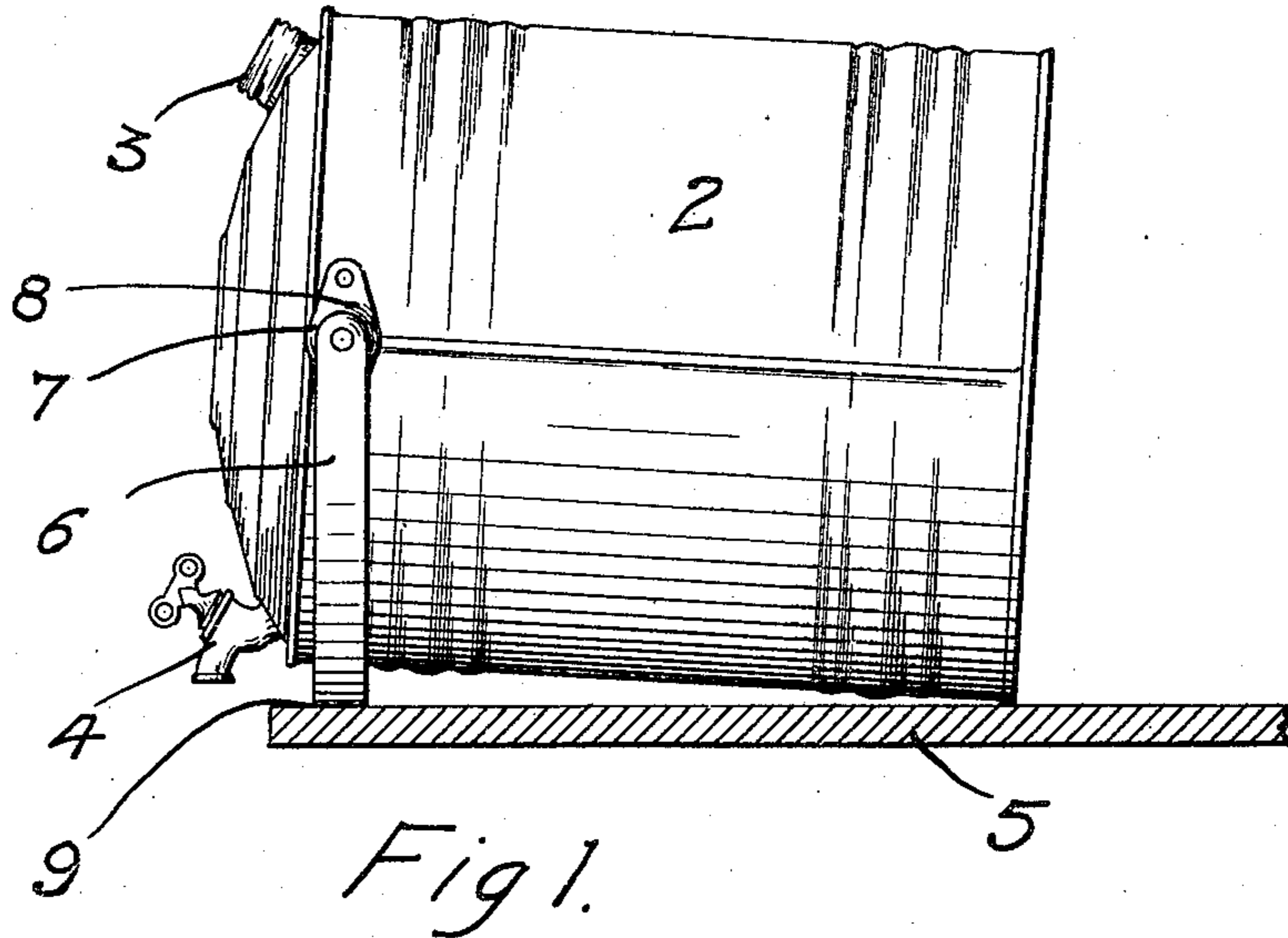


T. D. BROWN.
OIL CAN.

APPLICATION FILED JULY 16, 1906.

933,881.

Patented Sept. 14, 1909.



WITNESSES
W. M. Walstrom
J. H. Baldwin

INVENTOR
TRISTRAM D. BROWN
BY *Paul & Paul*
HIS ATTORNEYS

UNITED STATES PATENT OFFICE,

TRISTRAM D. BROWN, OF CANANDAIGUA, NEW YORK, ASSIGNOR TO THE LISK MANUFACTURING CO., OF CANANDAIGUA, NEW YORK.

OIL-CAN.

933,881.

Specification of Letters Patent. Patented Sept. 14, 1909.

Application filed July 16, 1906. Serial No. 326,322.

To all whom it may concern:

Be it known that I, TRISTRAM D. BROWN, of Canandaigua, Ontario county, New York, have invented certain new and useful Improvements in Oil-Cans, of which the following is a specification.

The object of my invention is to provide means for supporting the can and permitting the oil to be drawn therefrom while the can is lying horizontally upon a shelf or other support.

A further object is to provide means to guard and protect the faucet and prevent leakage around it while the can is in use or being transported.

The invention consists generally in providing a bail having a flattened portion and serving as a support for one end of the can when it is in a horizontal position.

Further, the invention consists in providing a bail which will occupy a substantially horizontal position when the can is upright, and protect the faucet from injury.

In the accompanying drawings, forming part of this specification; Figure 1 is a sectional view of a shelf showing my improved can thereon. Fig. 2 is a side elevation of the can. Fig. 3 is a plan view.

In the drawing, 2 represents an oil can having a filling opening 3 and draw-off faucet 4. This faucet is located in the top of the can near the side wall and the can when filled is placed upon a shelf 5 or other support with the faucet extending beyond the forward edge of the shelf where it can be conveniently reached and the oil withdrawn. To support the forward end of the can, raise the faucet out of contact with the shelf and prevent the can from rolling thereon, I provide a bail 6 secured to the ears 7. These ears have rounded surfaces 8 to fit into or nest with the corresponding recesses or de-

pressions provided in the ends of the bail. Sufficient friction may be produced between the bail and the ears when they are riveted together, to cause the bail to normally stand in a horizontal position as shown in Fig. 2 when the can is upright. The bail, however, may be swung down against the wall of the can. At a point near the middle of the bail I provide a flattened portion 9 which serves as a brace for the end of the can when it is placed in a horizontal position and will prevent the can from rolling from side to side and hold it and the faucet up out of contact with the shelf or other support and permit the can to be placed on the shelf and the oil drawn off as needed without any danger of leakage around the faucet. The bail will extend beyond the faucet and serve as a guard therefor during transportation. The flattened portion will not in any way interfere with the functions of the bail as a carrying means, but will rather render such operation more convenient.

I claim as my invention:

An oil can inclosed top and bottom, a filling opening in its top on one side thereof and a draw-off faucet on the opposite side of the top near the periphery of the can; bail ears secured to the walls of the can; and a bail of sufficient length to swing under the wall of the can and having curved end portions and a straight middle portion, whereby the can may be placed on its side and rest on the flattened portion of the bail for preventing rolling of the can.

In witness whereof, I have hereunto set my hand this 10 day of July 1906.

TRISTRAM D. BROWN.

Witnesses:

H. E. O'NEILL,
H. G. FITCH.