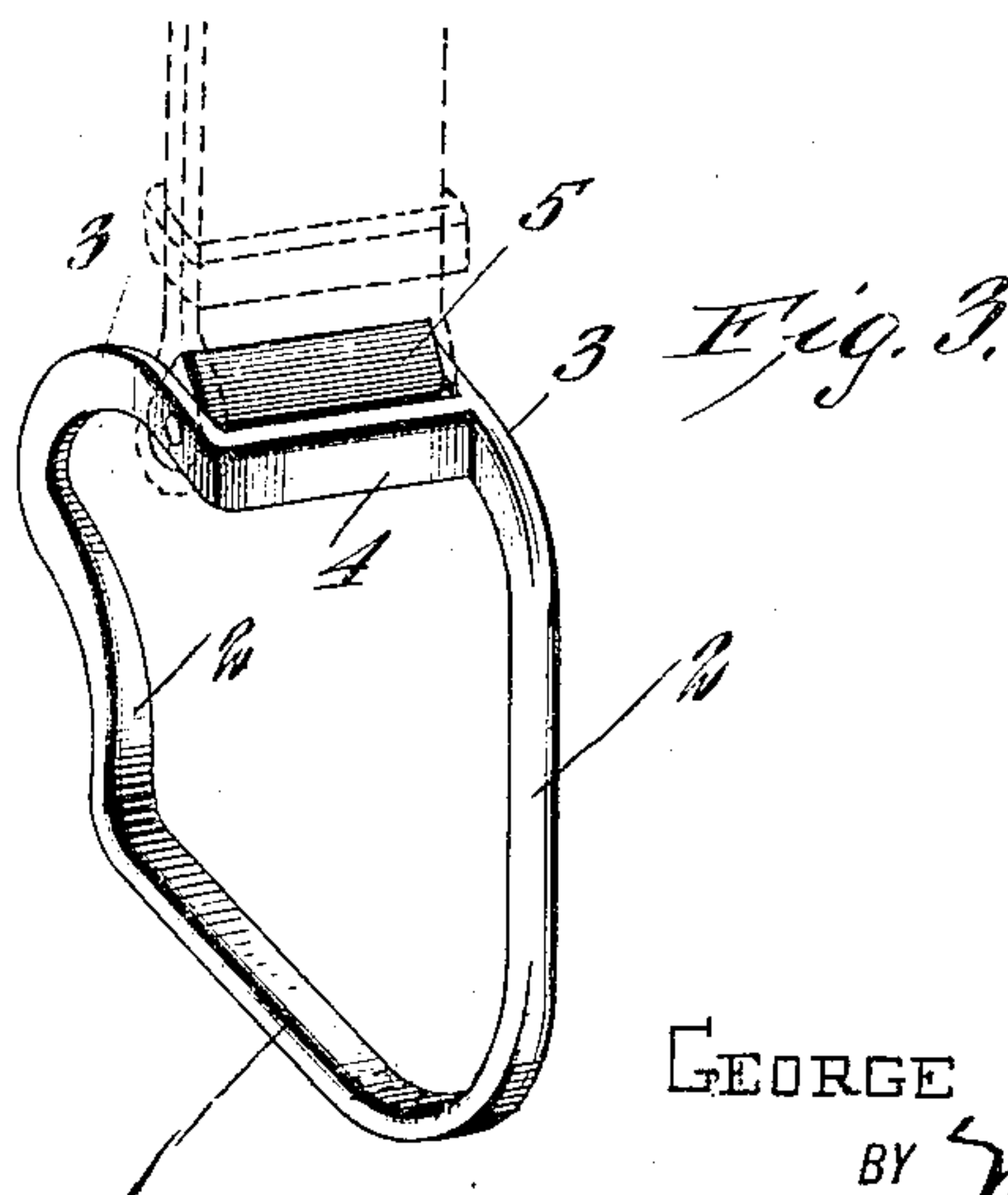
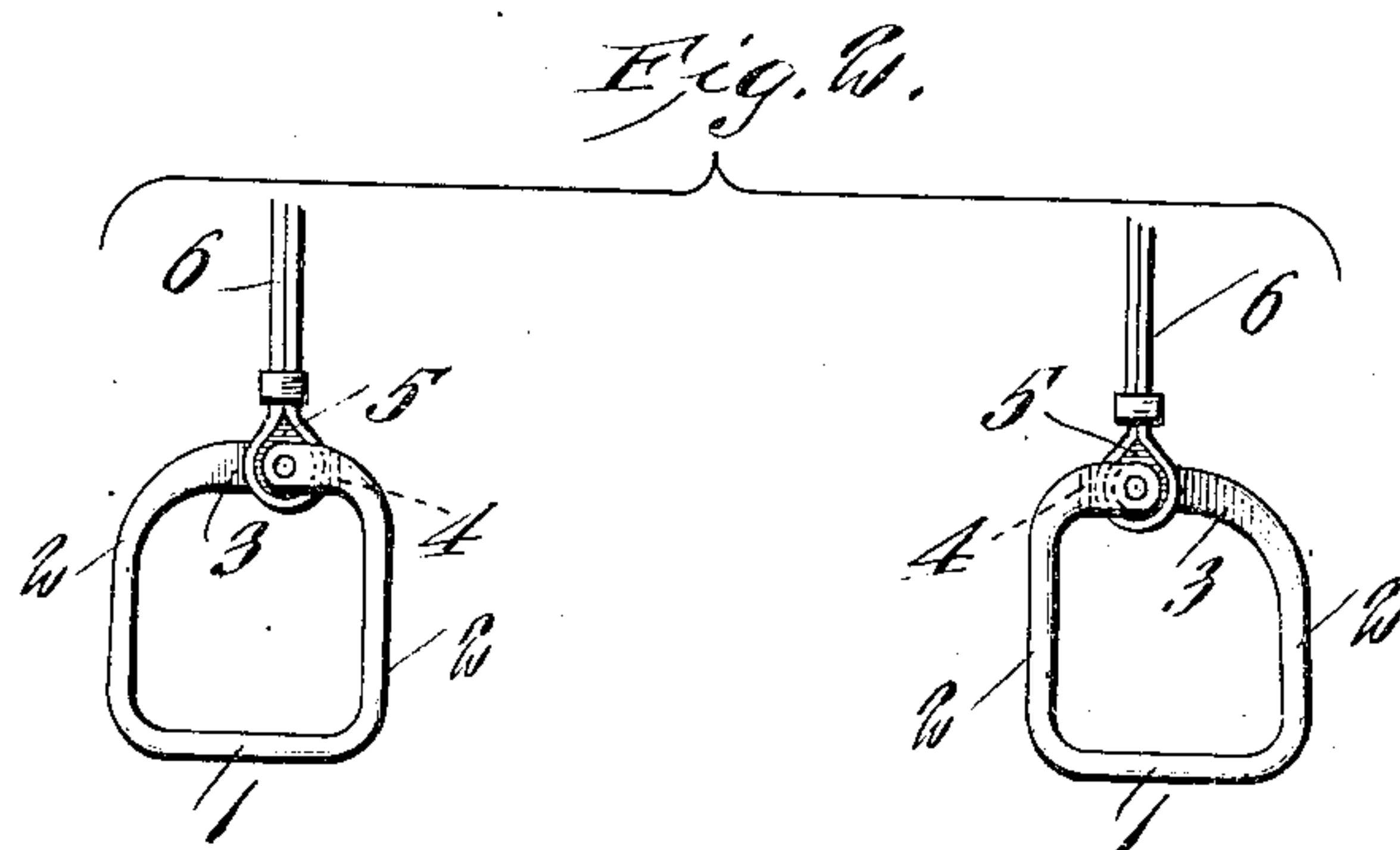
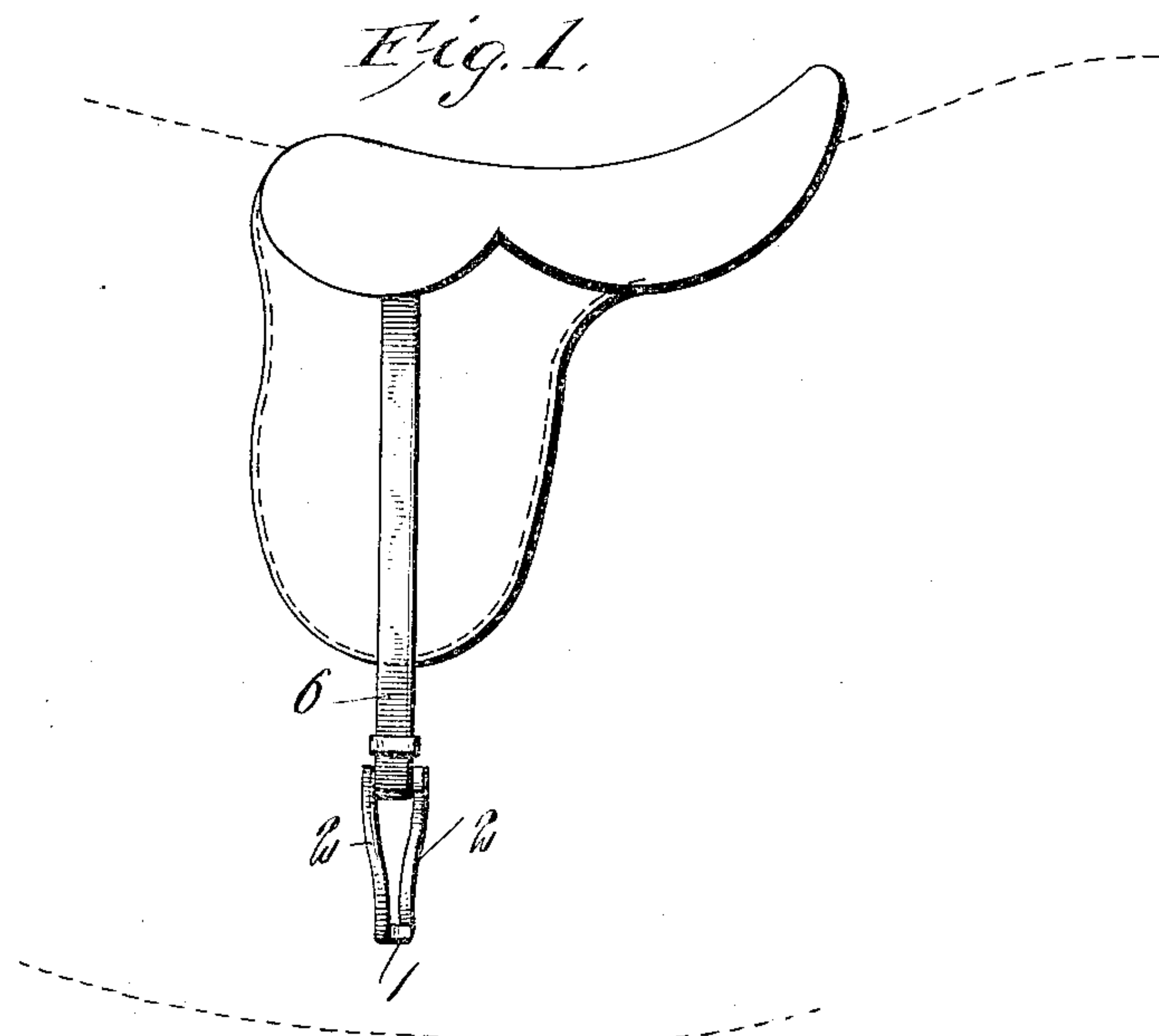


931,607.

G. W. HOOKS.  
STIRRUP.  
APPLICATION FILED NOV. 16, 1908.

Patented Aug. 17, 1909.



WITNESSES  
*E. M. Callaghan*  
*C. E. T. Reimer*

INVENTOR  
GEORGE W. HOOKS  
BY *Munn & Co.*  
ATTORNEYS

# UNITED STATES PATENT OFFICE.

GEORGE W. HOOKS, OF SOURLAKE, TEXAS.

## STIRRUP.

No. 931,607.

Specification of Letters Patent.

Patented Aug. 17, 1909.

Application filed November 16, 1908. Serial No. 462,743.

*To all whom it may concern:*

Be it known that I, GEORGE W. HOOKS, a citizen of the United States, and a resident of Sourlake, in the county of Hardin and State of Texas, have invented certain new and useful Improvements in Stirrups, of which the following is a specification.

My invention is an improvement in stirrups, and consists in certain novel constructions and combinations of parts hereinafter described and claimed.

Referring to the drawings forming a part hereof, Figure 1 is a side view of a saddle provided with the improved stirrup. Fig. 2 is a rear view of a pair of stirrups, and, Fig. 3 is a perspective view of one stirrup.

The present embodiment of the invention comprises a bar which is bent to form a foot support 1, the free ends of the bar being bent upwardly as at 2, and inwardly as at 3, and the free end of one of the inwardly bent portions is bent angularly as at 4 to engage the inwardly bent portion of the other end of the bar, the portions 3 being off-set from each other as will be evident from an inspection of the drawing. Between the free end of one of the portions 3, and the other portion 3 and parallel with the angular portion 4, is arranged a roller 5 for receiving the stirrup leather 6. The roller is substantially heart shaped in cross section whereby to cause it to retain its position in the loop of the stirrup leather. The angular portion 4 acts as an eye bar in connection with the loop, and is arranged toward the horse.

It will be observed that the stirrups are

made in rights and lefts, the right being the exact opposite of the left, and they are constructed so that they will always hang in proper position for the insertion of the foot without any twisting of the stirrup leather.

The roller for the stirrup leather is arranged nearer to the inner side of the stirrup than the outer so that the inner side of the stirrup will not chafe the body of the horse.

The improved stirrup may be made of any suitable material, and with any suitable form of body or foot plate to accord with the saddle to which it is attached.

I claim:

A stirrup comprising a foot bar, rods extending upwardly from the opposite ends thereof and having at their upper ends lateral inwardly projecting portions spaced apart at a right angle to the direction of length of the foot bar and having at the inner extremity of one of the said lateral portions an arm extending thence to the lateral extending portion of the other rod and in a direction at approximately a right angle to the direction of the foot bar, the second lateral extending portion having an extension beyond its juncture with said arm and a roller mounted between said extension and the lateral extending portion of the other upright rod and adapted to receive a stirrup strap, substantially as set forth.

GEORGE W. HOOKS.

Witnesses:

B. P. HOLLAND,  
JAS. U. VINCENT.