

W. S. WILEY.
LAMP CHIMNEY.
APPLICATION FILED MAR. 2, 1909.

931,538.

Patented Aug. 17, 1909.

Fig. 1.

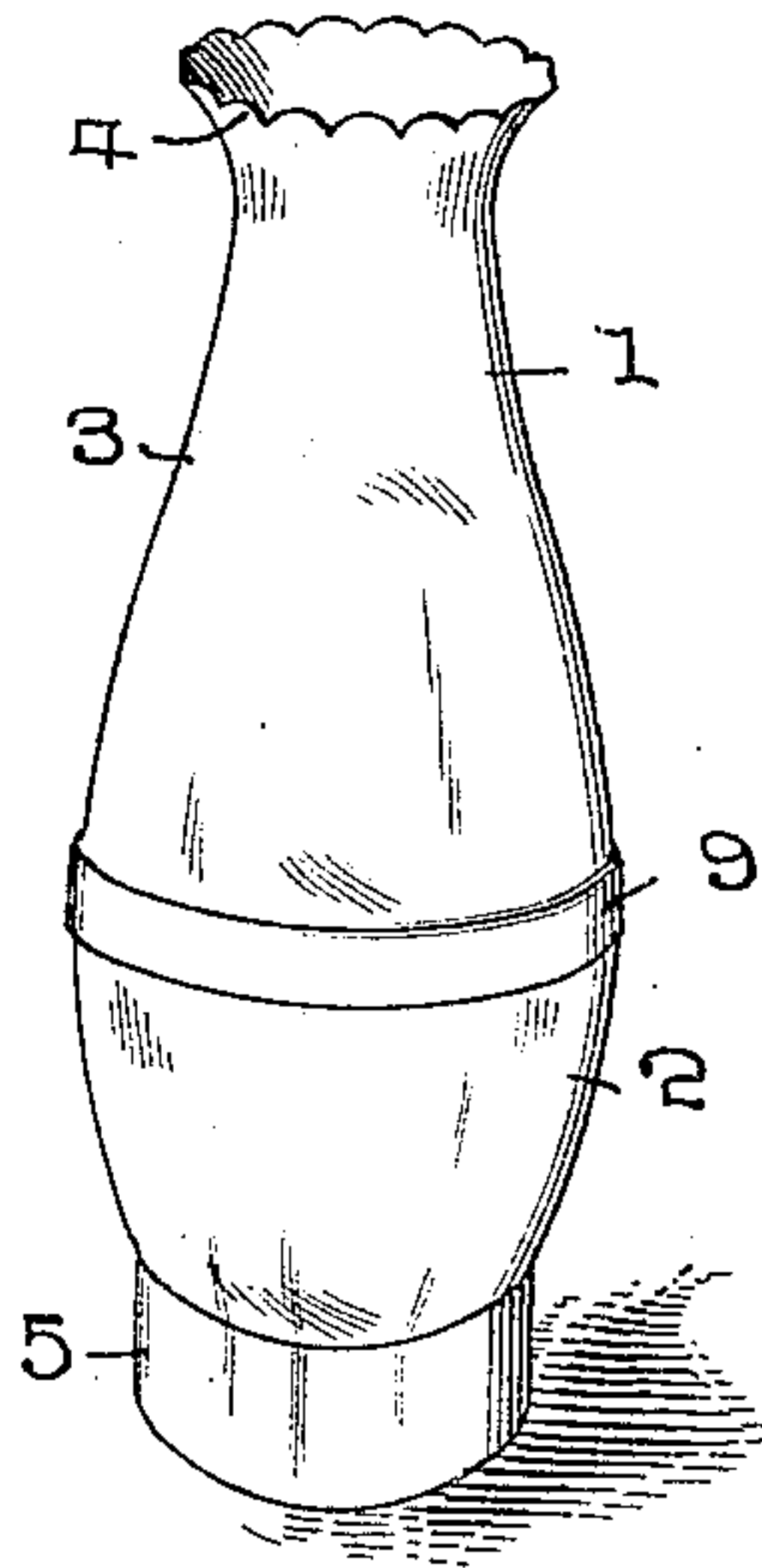


Fig. 2.

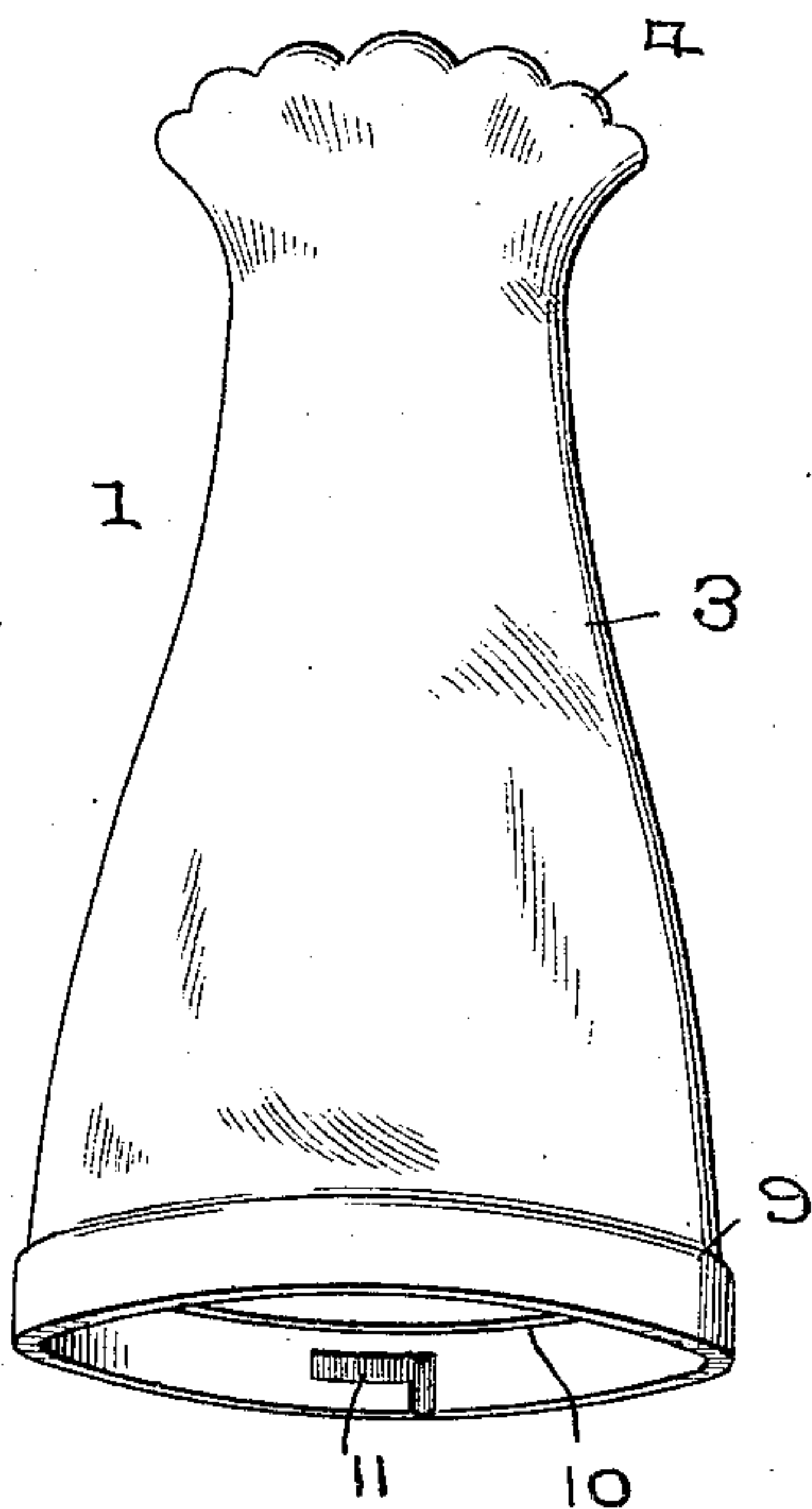
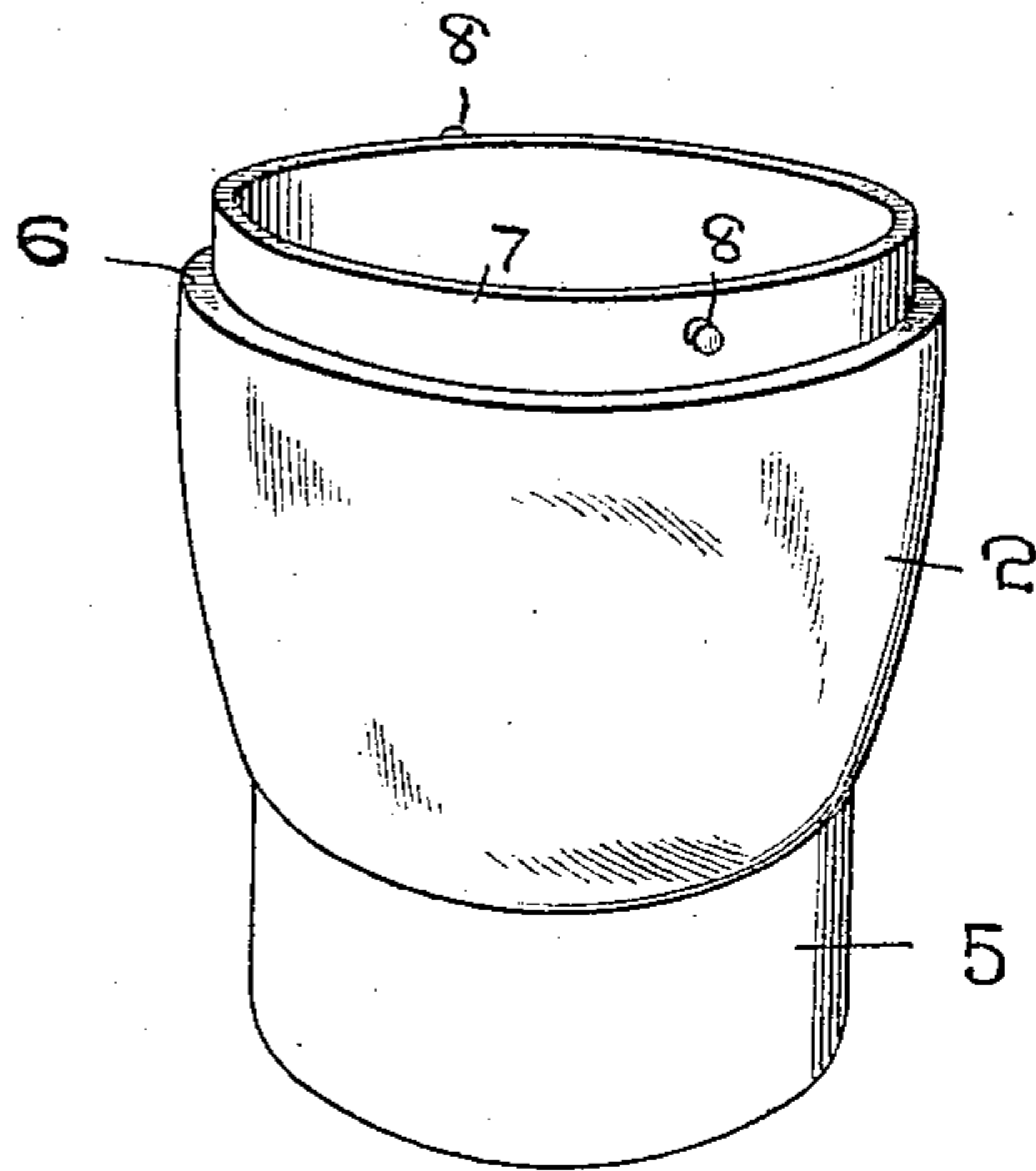


Fig. 3.



WITNESSES:

Thomas Wiley
M. A. Newcomb.

W. S. Wiley INVENTOR

BY W. J. Fitzgerald & Co. Attorneys

UNITED STATES PATENT OFFICE.

WILLIAM S. WILEY, OF WICHITA, KANSAS, ASSIGNOR TO CHARLES D. BRINEGAR, OF WICHITA, KANSAS.

LAMP-CHIMNEY.

No. 931,538.

Specification of Letters Patent.

Patented Aug. 17, 1909.

Application filed March 2, 1909. Serial No. 480,854.

To all whom it may concern:

Be it known that I, WILLIAM S. WILEY, a citizen of the United States, residing at Wichita, in the county of Sedgwick and State of Kansas, have invented certain new and useful Improvements in Lamp-Chimneys; and I do hereby declare the following to be a full, clear, and exact description of the invention, such as will enable others skilled in the art to which it appertains to make and use the same.

My invention relates to improvements in lamp chimneys.

It has for its object to provide a chimney adapted to serve either for oil or gas lamps or burners and it may be made of varying sizes, as may be required.

It has further for its object to prevent ready breakage and to provide for facility and expedition in cleaning the chimney.

Other objects of the invention will be apparent from the subjoined description.

The invention consists of certain instrumentalities or features substantially hereinafter fully disclosed and defined by the claims.

In the accompanying drawings illustrating the preferred embodiment of my invention, Figure 1 is a perspective view thereof, and Figs. 2 and 3 are like views of the two parts or members of the chimney.

In carrying out my invention I form the chimney 1 in sections or parts 2 and 3 conjointly conforming to the usual outline generally adopted in making lamp chimneys, the upper end or top 4 of the upper member or section 3 being preferably flared outwardly and scalloped, if desired whereby may be formed a shade, the same being colored or otherwise treated for that purpose, as will be readily appreciated.

The member or section 2, in addition to having a cylindrical right-lined portion 5 to form the usual neck therefor for adjustment to the lamp or burner in connection with which it may be used, has at its upper end an annular shoulder 6, the inner surface of said member extending upwardly from said shoulder forming an extension 7, which is provided at opposed points with lateral studs or projections 8, the purpose of which

will presently appear. The upper or opposite chimney member 3 has its lower end preferably somewhat bulged, as at 9 and within the bulge at its inner edge is formed a shoulder 10, said bulged or enlarged portion 9 having formed in its inner circumference L-shaped or bayonet form of grooves or slots 11 adapted for the reception of the studs or projections 8 upon the lower chimney member 2 and whereby the chimney members or sections may be interlocked or connected together as in forming the chimney in its entirety.

It will be noted from the foregoing that a chimney is provided, which is less liable to breakage, being in two parts, therefore providing for any unequal expansion of either part without affecting the other under the action of the gas or oil flame of the lamp or burner, thereby promoting the life or longevity of the chimney. Also by means of the aforesaid arrangement the parts of the chimney may be readily separated and cleaned with facility and in much less time than is required in the cleaning of chimneys of this character, as heretofore constructed. As above intimated the top end of the chimney may be utilized for forming a shade for softening the light if required; also globes may be made after the fashion of my chimney in parts or sections as above described.

I claim:—

1. A lamp chimney of the character described consisting of sections, one section having at its inner end an annular flange and a shoulder at the base of said flange, and the other chimney section having in its inner end a bulged portion adapted to encompass said shoulder of the aforesaid section and having a shoulder at its inner upper edge adapted to engage the shoulder of the aforesaid chimney section, and means for the retention of said section in assembled relation.

2. A lamp chimney of the character described comprising sections, one section having at its end an annular flange, and a shoulder at the base of said flange, and the other chimney section having a bulged portion at its inner end adapted to receive said

flange, said bulged portion having at its upper edge a shoulder for engagement with the inner edge of said flange, said flange and said bulged portion having interlocking means for the retention of said chimney sections in assembled relation.

In testimony whereof I have signed my

name to this specification in the presence of two subscribing witnesses.

WILLIAM S. WILEY.

Witnesses:

E. S. HADLEY,

C. S. HARRINGTON.