

**POCKET.**

APPLICATION FILED MAY 7, 1909.

931,473.

Patented Aug. 17, 1909.

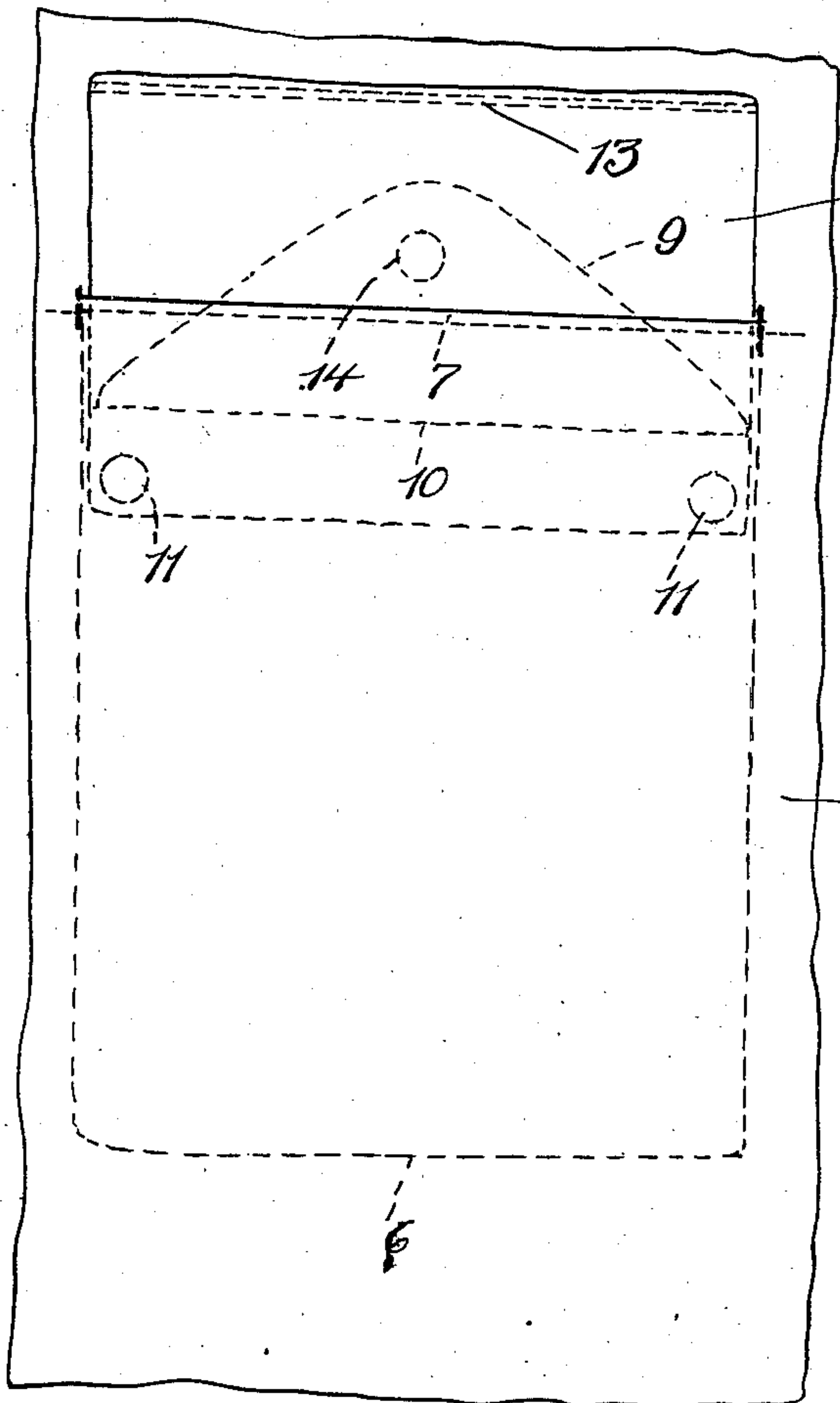


Fig. 1.




Fig. 2.




Fig. 3.

**Witnesses**

Witnesses  
Samuel Payne  
R. V. Butler

Inventor  
J. Pensalek.

ಪೆಚ್ಚು

By H. C. Enck

Attorney.

# UNITED STATES PATENT OFFICE.

JOSEPH PENSALEK, OF PITTSBURG, PENNSYLVANIA.

## POCKET.

No. 931,473.

Specification of Letters Patent.

Patented Aug. 17, 1909.

Application filed May 7, 1909. Serial No. 494,520.

*To all whom it may concern:*

Be it known that I, JOSEPH PENSALEK, a citizen of the United States of America, residing at Pittsburg, in the county of Allegheny and State of Pennsylvania, have invented certain new and useful Improvements in Pockets, of which the following is a specification, reference being had therein to the accompanying drawing.

10 This invention relates to pockets, and the object of the invention is to provide the ordinary pocket of a coat with an additional compartment from which matter cannot be surreptitiously removed.

15 Another object of the invention is to provide a novel pocket for various kinds of garments, the pocket having a safety compartment in which valuables can be carried and retained out of the reach of pick-pockets or persons that might otherwise remove the contents of an ordinary pocket.

20 These and such other objects as may hereinafter appear are attained by a pocket of a novel construction that will be presently described in detail, and then pointed out in the appended claim, and reference will now be had to the drawing forming a part of this application, wherein there is illustrated a preferred embodiment of my invention, but I would have it understood that the construction of the pocket can be varied without departing from the scope of the invention.

25 In the drawings:—Figure 1 is a front elevation of the pocket constructed in accordance with the invention, Fig. 2 is a vertical sectional view of the same, and Fig. 3 is a horizontal sectional view of the pocket taken on the line  $x-x$  of Fig. 2.

30 In the accompanying drawings, 1 designates a strip of fabric forming the back of the pocket, 2 a strip of fabric forming the front of the pocket, and 3 a strip of fabric forming a longitudinal partition within the pocket, the strip of fabric 3 dividing the pocket into a front compartment 4 and a rear compartment 5. The strips of fabric 1, 2 and 3 have the side and lower edges thereof sewed or otherwise connected together, as at 6, and the upper edge of the strip of fabric 2 is adapted to be sewed or otherwise connected, as at 7, to the upper edge of the strip of fabric 8 forming a part of the garment.

9 designates an inner flap sewed or other-

wise connected, as at 10, to the upper edge of the strip of fabric 3, and this strip of fabric at the upper side edges thereof is provided with two buttons or fasteners 11 for holding an outer flap 12 in engagement with the strip of fabric 3, said outer flap having the upper edge thereof secured to the strip of fabric 1, as at 13, and of a sufficient length to extend downwardly over the inner flap 9 between the strips of fabric 2 and 3.

35 The strip of fabric 1 beneath the outer flap 12 is provided with a button or fastener 14 whereby the inner flap 9 can be secured to the strip of fabric 1 to close the inner compartment 5. The inner and outer flaps 9 and 12 completely close the inner compartment 5 and permits of easy access being had to the compartment 4. In view of the fact that the inner and outer flaps 9 and 12 can not be easily observed and require considerable manipulation to open the same, valuable matter can be safely carried in the compartment 5, while other matter not so valuable can be carried in the compartment 4, similar to an ordinary pocket.

40 I preferably use the ordinary and well known type of glove clasp as a button or fastener for the flaps 9 and 12, whereby these flaps can be easily and quickly closed.

45 Having now described my invention what I claim as new, is:—

50 A pocket comprising a back, a front of less height than the back, a partition interposed between the front and back and of less height than the front, said partition and said front and back secured together at the lower end thereof and said front adapted to be secured at its upper end to a garment, a flap attached to the top of said partition, means for detachably-connecting the flap to the back at a point above the top of the partition, a flap secured to the back at the top thereof and extending below the top of the partition and between the partition and the front, and means for detachably connecting the last-mentioned flaps to the partition below the top thereof.

55 In testimony whereof I affix my signature in the presence of two witnesses.

JOSEPH PENSALEK.

Witnesses:

O. H. RABSAG,  
A. J. TRIGG.