

J. L. PATTON.

GAME TABLE.

APPLICATION FILED OCT. 6, 1908.

931,470.

Patented Aug. 17, 1909.

Fig. 1.

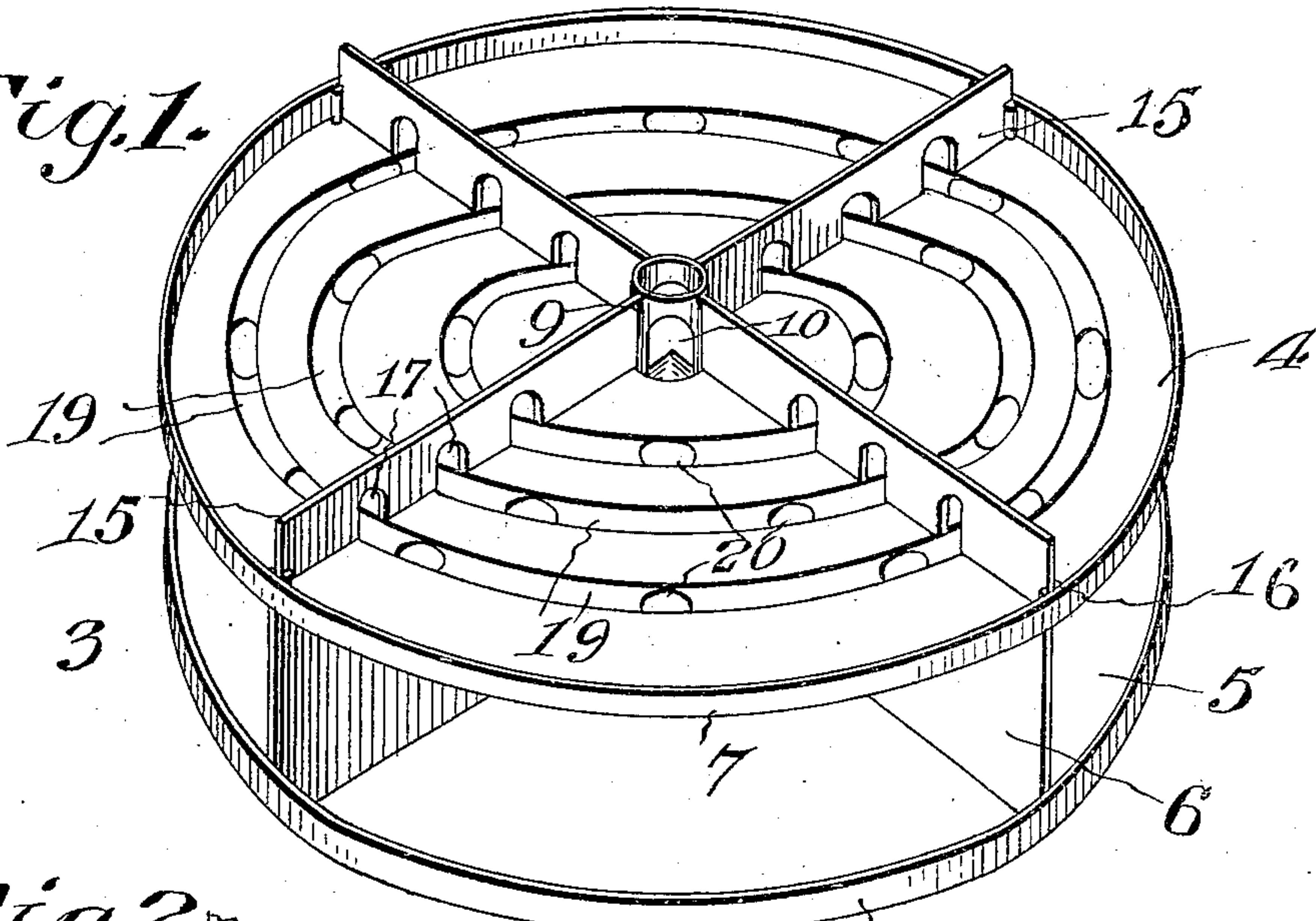


Fig. 2.

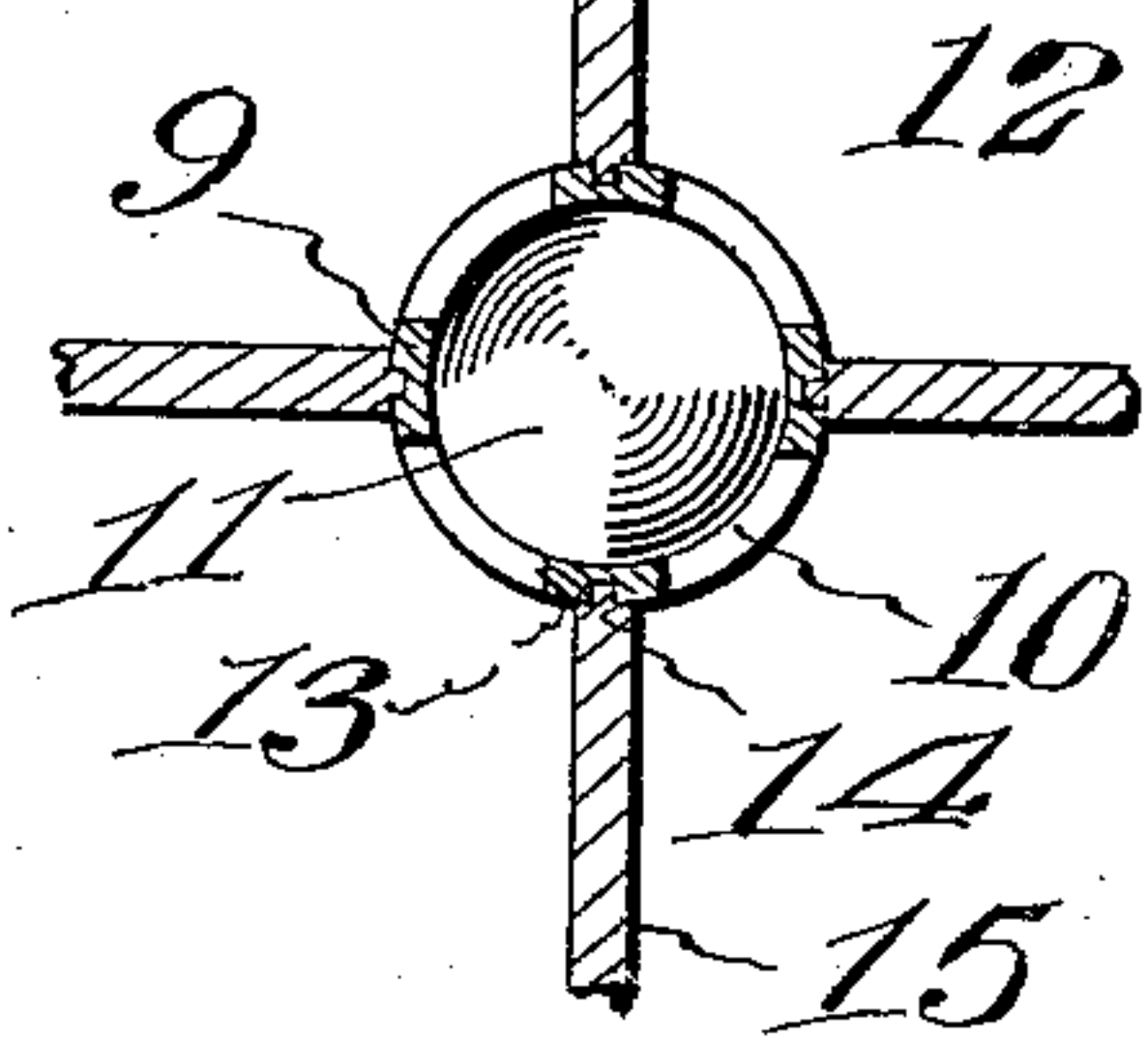


Fig. 3.

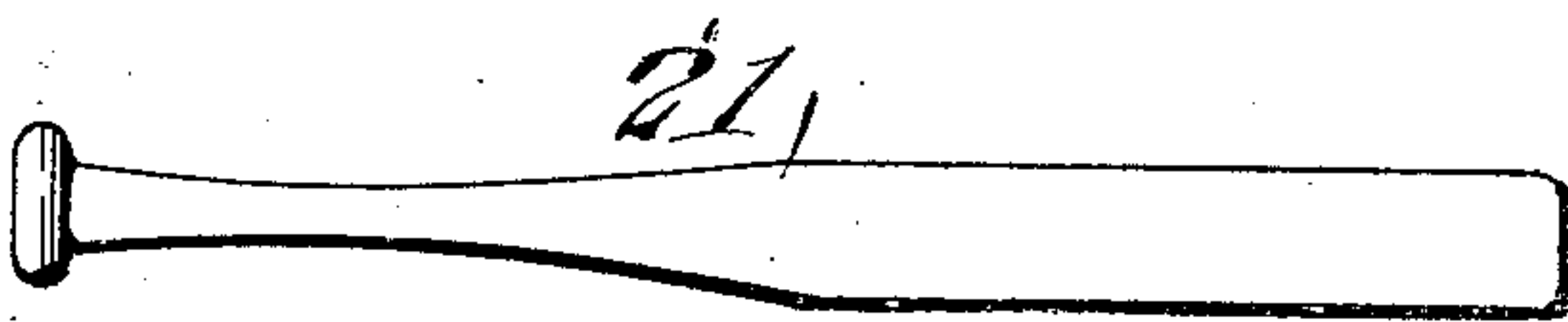
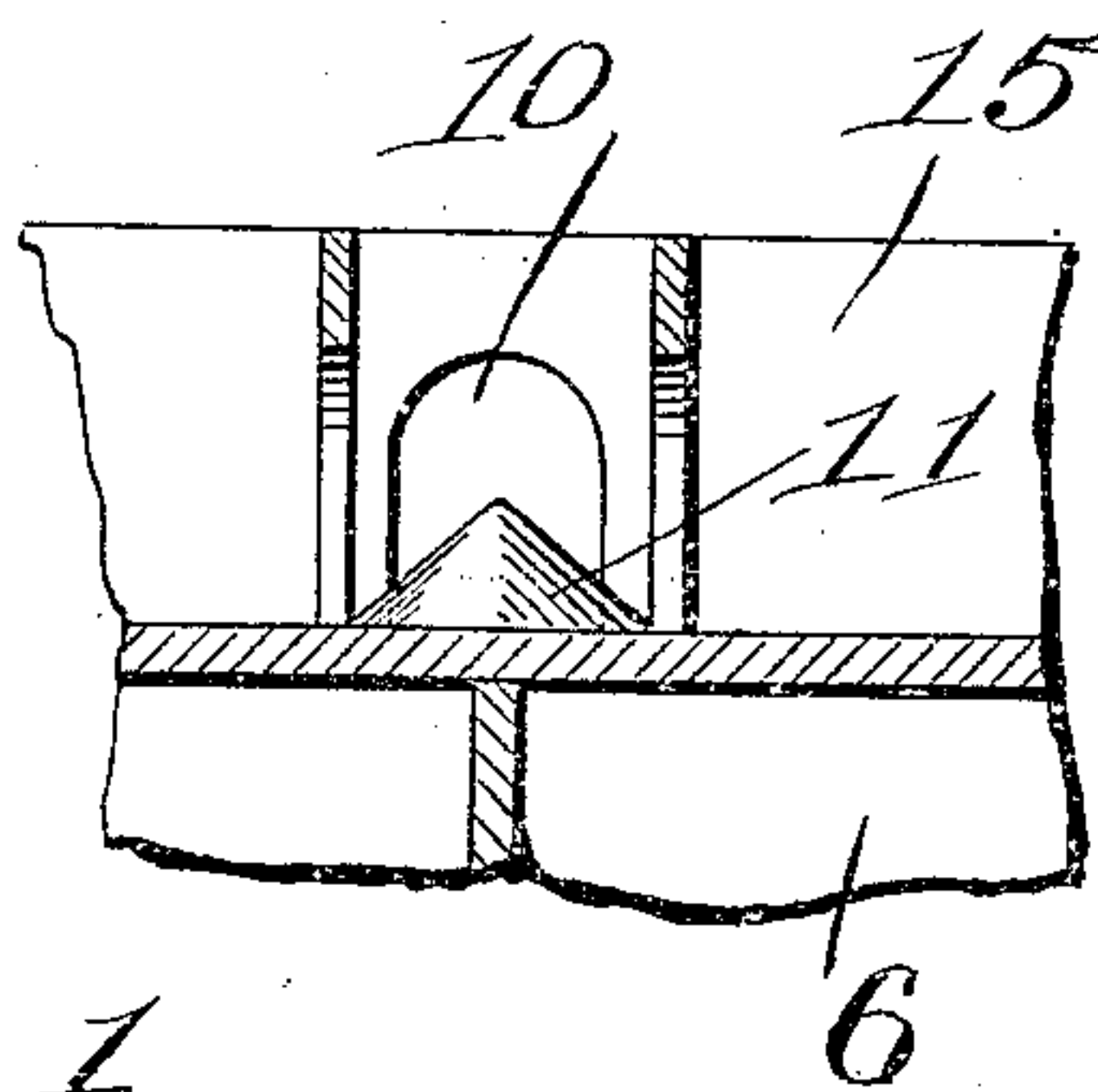


Fig. 4.

Witnesses

Joe. P. Mahler
Wm. North.

Inventor,
James L. Patton,

By Victor J. Evans,
Attorney

UNITED STATES PATENT OFFICE.

JAMES LAWRENCE PATTON, OF CINCINNATI, OHIO.

GAME-TABLE.

No. 931,470.

Specification of Letters Patent.

Patented Aug. 17, 1909.

Application filed October 6, 1908. Serial No. 456,458.

To all whom it may concern:

Be it known that I, JAMES LAWRENCE PATTON, a citizen of the United States, residing at Cincinnati, in the county of Hamilton and State of Ohio, have invented new and useful Improvements in Game-Tables, of which the following is a specification.

This invention relates to game tables, and the object of the invention is to provide a device of this character which is simple in construction, cheap to manufacture and which is so constructed that two or more persons may play at the game, for which the table is provided, by simply adding or removing partitions provided upon the top surface of the table.

With the above and other objects in view, the nature of which will be more apparent as the description progresses, the invention resides in the novel construction and arrangement of parts hereinafter fully described and claimed.

In the accompanying drawing, there has been illustrated a simple and preferred form of the invention, but it is to be understood that I do not limit myself to the precise structural details therein exhibited, as minor details in the construction and proportion of the device may be resorted to when desired.

In the accompanying drawing, Figure 1 is a perspective view of a game table constructed in accordance with the present invention. Fig. 2 is a horizontal section taken through the central chamber and a portion of each of the partitions. Fig. 3 is a partial vertical sectional view taken through the central chamber. Fig. 4 is a view of the accessories employed for playing the game.

In the accompanying drawing the numeral 1 designates a suitable base which is provided with a vertical standard 2 upon which is rigidly secured the game table 3.

In the device illustrated in Fig. 1 of the drawings the table 3 comprises an upper and a lower head designated respectively by the numerals 4 and 5 spaced apart by a series of partitions 6. The heads 4 and 5 are preferably cylindrical in form, and are each provided with upstanding rims 7 and 8. The upper head 4 is also provided with a chamber 9 positioned centrally thereon and comprising a cylindrical member having an open top and angularly arranged apertures 10. The portion of the table surrounded by this cylindrical chamber 9 is provided with a cone-shaped deflector 11, the purpose of which will

hereinafter be described. The outer walls of the chamber 9 provided by the partitions 12 between the apertures 10 are each provided with vertically extending reduced slots 13, adapted to receive a reduced tongue 14 formed upon one end of each of a plurality of partitions 15. The rim 7 of the head 4 has its inner face provided with spaced lugs or projections 16 which are adapted to engage and retain in position the outer edges of the partitions 15. By reference to Fig. 1 of the drawing, it will be noted that the partitions 15 are adapted to extend at the same angle as that of the partitions 6 and directly above the latter and that each of the partitions 15 is provided with a plurality of apertures 17. These apertures are suitably spaced apart and are each adapted to overlie one of a plurality of annular grooves 19 provided upon the top of the head 4. The grooves 19 are of a width equaling that of the apertures 17 provided in the partitions 15, and the grooves 19 are each provided with a plurality of openings communicating with the lower compartments of the table 20. The openings 20 are adapted to be increased in number from the groove nearest the central portion of the head 4 of the table.

The numerals 21 and 22 designate the accessories with which the game is played, and the game is played in the following manner: It will be noted that the accessory 22 is in the form of a sphere and that the accessory 21 is in the form of a bat. The sphere 22 is first positioned within the chamber 9 and allowed to contact with the deflector 11 which directs the sphere through one of the apertures 10 provided by the chamber 9. The sphere will then roll upon the head 4, and it is the object of the player to grasp the bat 21 and force the sphere through any of the apertures 17 of the partitions 15 into the next compartment provided by the partitions. By doing this the player is guarding his own compartment and attempting to force the ball or sphere into his opponent's compartment and into one of the annular recesses 19 through one of the apertures provided therein and into the compartment between the heads 4 and 5. It is to be understood that a certain number of the spheres 22 are allowed to each player and that the person forcing the greater number of the spheres through the apertures in the partitions of his own compartment and through the openings contained in the annular de-

pressions or raceways of his opponent's compartment wins the game.

It will be noted that, as previously set forth, the partitions 15 are removable, so that any number of players may partake in the game. In the device illustrated in Fig. 1 there has been illustrated four partitions so that the table is set for four individual players. If two of these partitions were removed, the table would be set for two players.

From the above description, taken in connection with the accompanying drawing, it will be noted that I have provided a comparatively simple and inexpensive game apparatus, one of which may be readily moved from place to place to suit the convenience of the players, and one which is so constructed and arranged that any desired number of players, corresponding with the number of compartments provided by the partitions, may indulge in the game.

Having thus fully described the invention what is claimed as new is:

1. A game table comprising a pair of heads each having alining partitions, the partitions upon the upper head having a plurality of spaced apertures, the said partitions being arranged at an angle to each other and

being centrally connected with a chamber having an open top and having its sides provided with apertures arranged between each pair of the partitions, the top head having a cone-shaped deflector positioned centrally of the chamber, said head being also provided with a plurality of annular raceways of a width corresponding with the width of the apertures with which they are alined, and the said raceways being each provided with openings.

2. A game apparatus comprising a pair of heads spaced apart and provided with up-standing rims, the top head having a central chamber member provided with a plurality of apertures, a cone shaped deflector for the chamber, the head being also provided with a plurality of annular grooves having openings, and a plurality of partitions having apertures alined with the annular grooves of the head.

In testimony whereof I affix my signature in presence of two witnesses.

JAMES LAWRENCE PATTON.

Witnesses:

GEORGE A. MORRISON,
ROBT. W. BECKER.