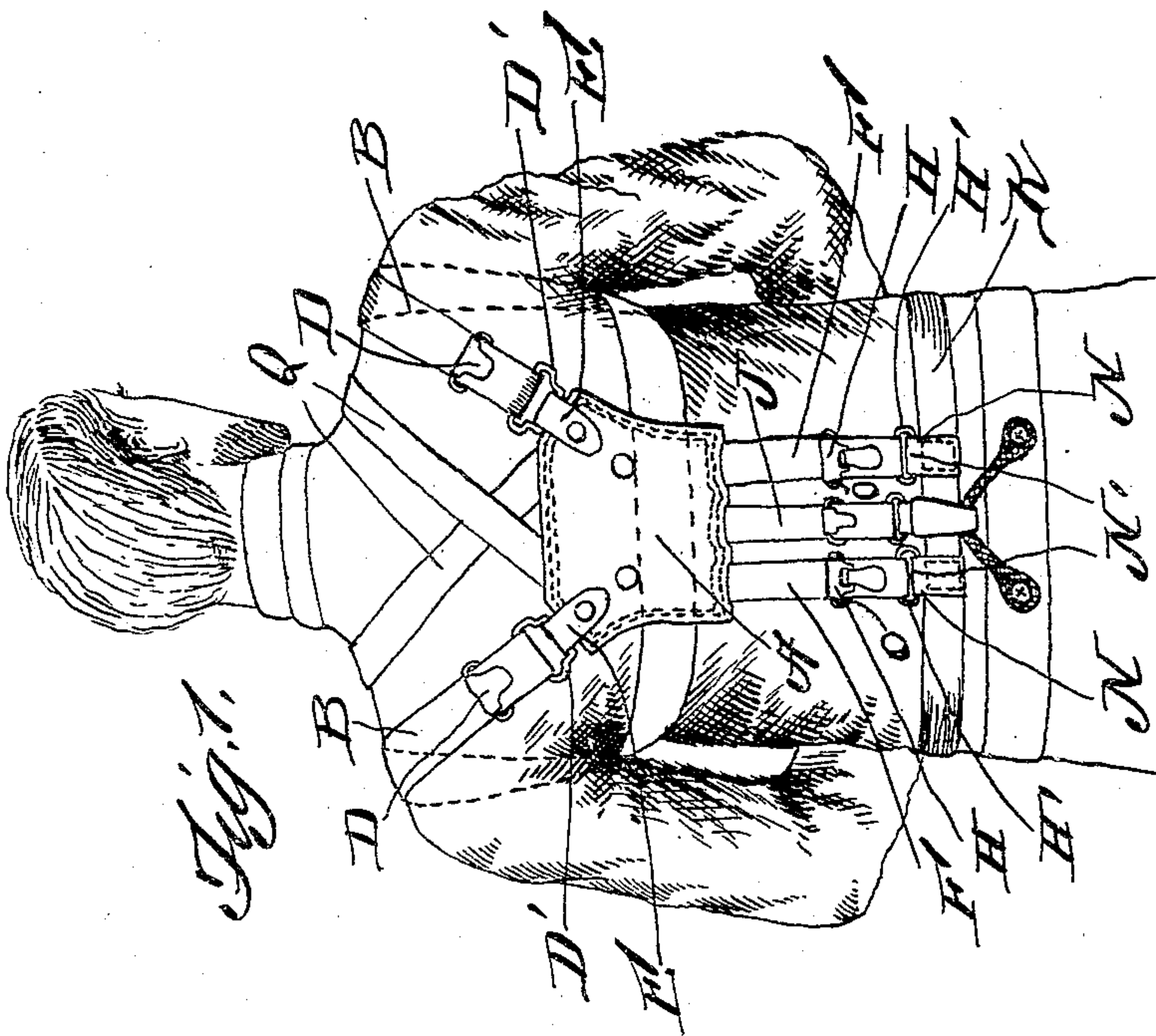
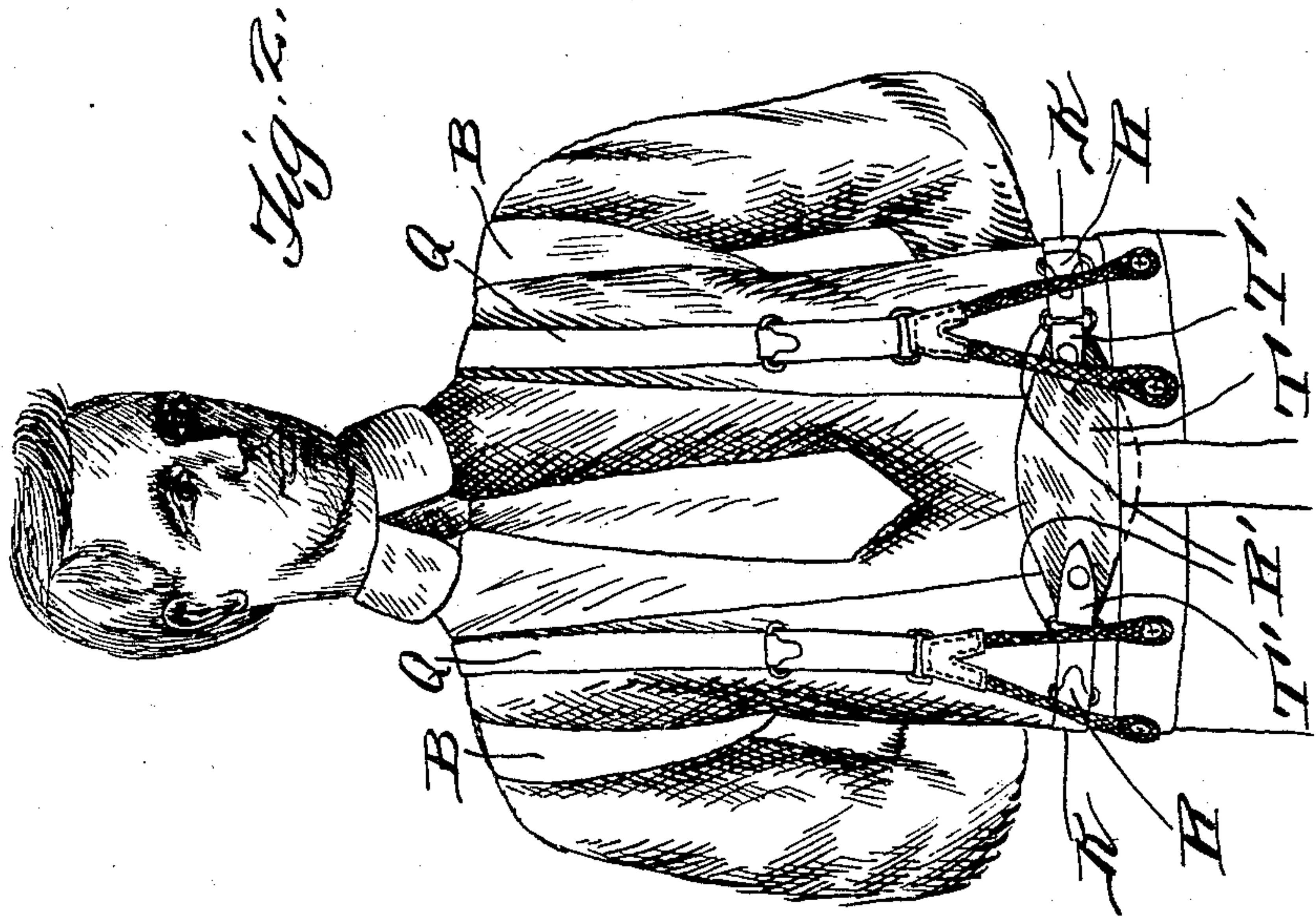


J. E. HART.  
 SHOULDER BRACE, SUSPENDER, AND BELT APPARATUS.  
 APPLICATION FILED MAR. 13, 1909.

930,283.

Patented Aug. 3, 1909.  
 2 SHEETS—SHEET 1.



Witnesses

*R. A. Brownell.*  
*A. L. Hough*

Inventor

*J. E. Hart,*  
*Franklin D. Hough*

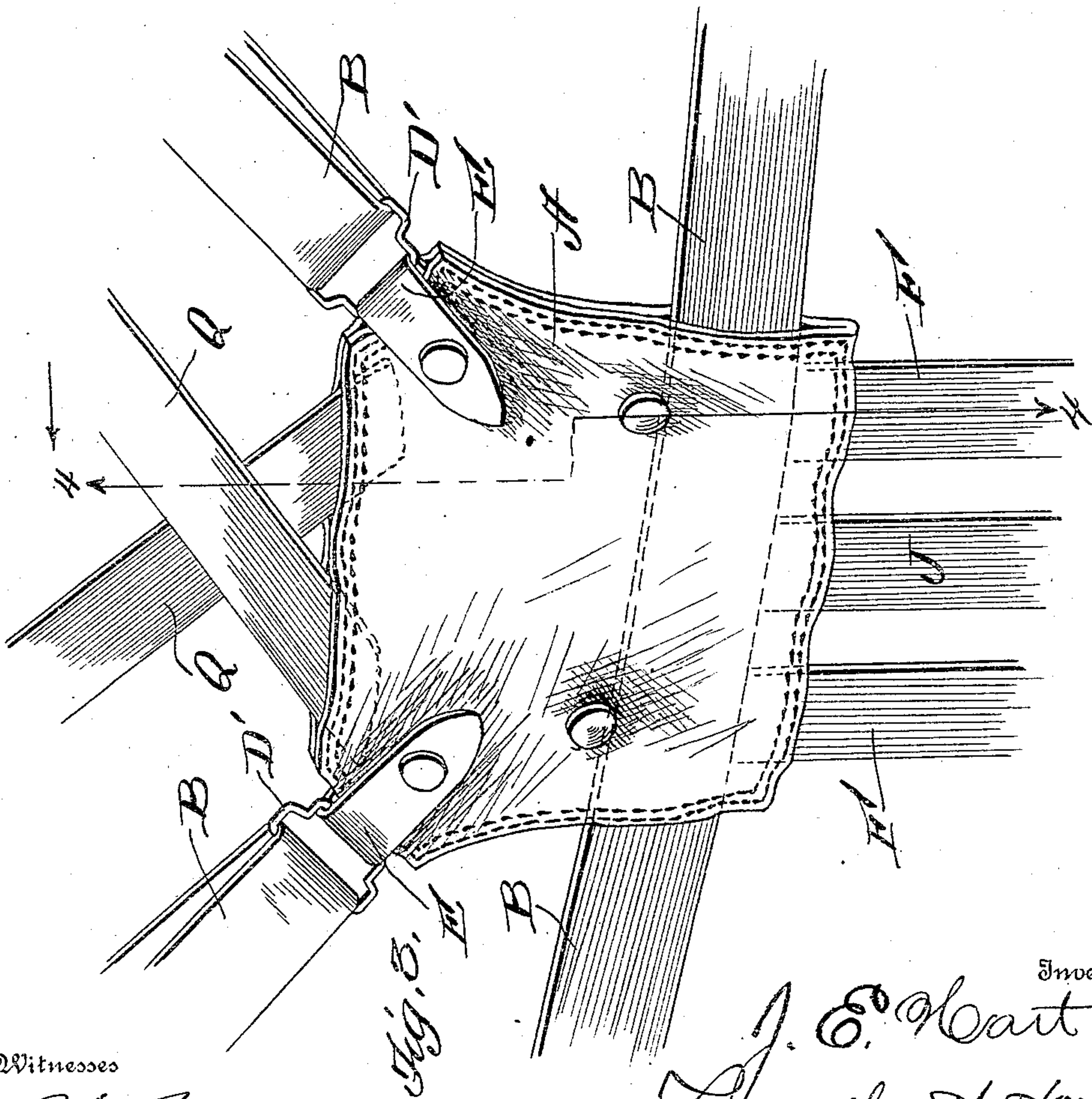

By

Attorney

J. E. HART.  
SHOULDER BRACE, SUSPENDER, AND BELT APPARATUS.  
APPLICATION FILED MAR. 13, 1909.

930,283.

Patented Aug. 3, 1909.  
2 SHEETS—SHEET 2.



Witnesses

*R. A. Goswami*  
*A. L. Hough*

By

*J. E. Hart*  
*Franklin H. Hough*

Attorney



# UNITED STATES PATENT OFFICE.

JOSEPH E. HART, OF MOOSE JAW, SASKATCHEWAN, CANADA.

## SHOULDER-BRACE, SUSPENDER, AND BELT APPARATUS.

No. 930,283.

Specification of Letters Patent.

Patented Aug. 3, 1909.

Application filed March 13, 1909. Serial No. 483,245.

*To all whom it may concern:*

Be it known that I, JOSEPH E. HART, a citizen of the United States of America, residing at Moose Jaw, in the Province of Saskatchewan, Canada, have invented certain new and useful Improvements in Shoulder-Brace, Suspender, and Belt Apparatus; and I do hereby declare the following to be a full, clear, and exact description of the invention, such as will enable others skilled in the art to which it appertains to make and use the same, reference being had to the accompanying drawings, and to the letters of reference marked thereon, which form a part of this specification.

This invention relates to new and useful improvements in shoulder brace and belt apparatus and comprises various details of construction, combinations and arrangements of parts which will be hereinafter fully described and then specifically defined in the appended claim.

My invention is illustrated in the accompanying drawings, in which:—

Figure 1 is a perspective view of the back of a person showing the device as applied thereto. Fig. 2 is a perspective view showing the front of a person and illustrating the belt attachment. Fig. 3 is a detail view of the pad, and Fig. 4 is a sectional view.

Reference now being had to the details of the drawings by letter, A designates a pad made preferably of a single piece of leather or other fabric which is bent upon itself to form a support for the shoulder strap B, each end of which is provided with a buckle D and also a loop D'. Suitable rivets are preferably passed through the two sections of the pad in the positions shown and serve as means for limiting the upper movement of the shoulder strap when it passes through the pad. Tabs E are fastened one to each upper corner of said pad and each is adapted to engage a loop formed at the end of the shoulder strap, each tab being provided with a socket member adapted to engage the head E' which is of the usual glove fastener type adapted to securely hold the ends of the strap to the pad. Fastened to the lower edge of the pad are the straps F, F, each of which is provided at its end with a buckle H and a loop H' through which the strap F passes.

K is a belt strap to which straps N are fastened, preferably by stitching, each of which straps N is bent upon itself and forms a loop N' which is fastened to the elongated eye or loop O through which the straps F pass. It will be noted that said straps F are placed parallel to each other and spaced apart a slight distance and adapted to distribute the weight of the belt upon said pad.

Each end of the belt strap has a buckle and a loop, designated respectively by letters R and R' and similar in construction to those connected to the straps F.

T designates a pad or strap having a widened central portion and tapering toward its ends where it is provided with the tabs T', each of which is provided with the usual glove fastener described, and one of the tabs T' is adapted to pass through a loop S near the end of the belt strap.

In order to distribute the weight coming upon the shoulder braces, straps Q are fastened to the upper end of the pad and adapted to pass over the shoulders of a person and their other ends designed to be fastened to trousers affording a suitable supporting means therefor, while a strap J is fastened to the pad intermediate the two straps F and forms means for supporting the rear portion of the trousers.

What I claim to be new is:—

A shoulder brace, suspender and belt apparatus comprising a pad made up of two pieces of material, rivets passing through the same, a strip passing between said pieces of material, said rivets adapted to limit the upper movement of said belt, tabs fastened to said pieces of material, and glove fastening devices for holding the free ends of said tabs, loops connected to the ends of said strap and adapted to be engaged by said tabs, belt supporting straps suspended from said pad, and an abdominal pad supported by said suspender straps, as set forth.

In testimony whereof I hereunto affix my signature in the presence of two witnesses.

JOSEPH E. HART.

Witnesses:

ROBERT SNOWDY,  
A. R. ROBINSON.