

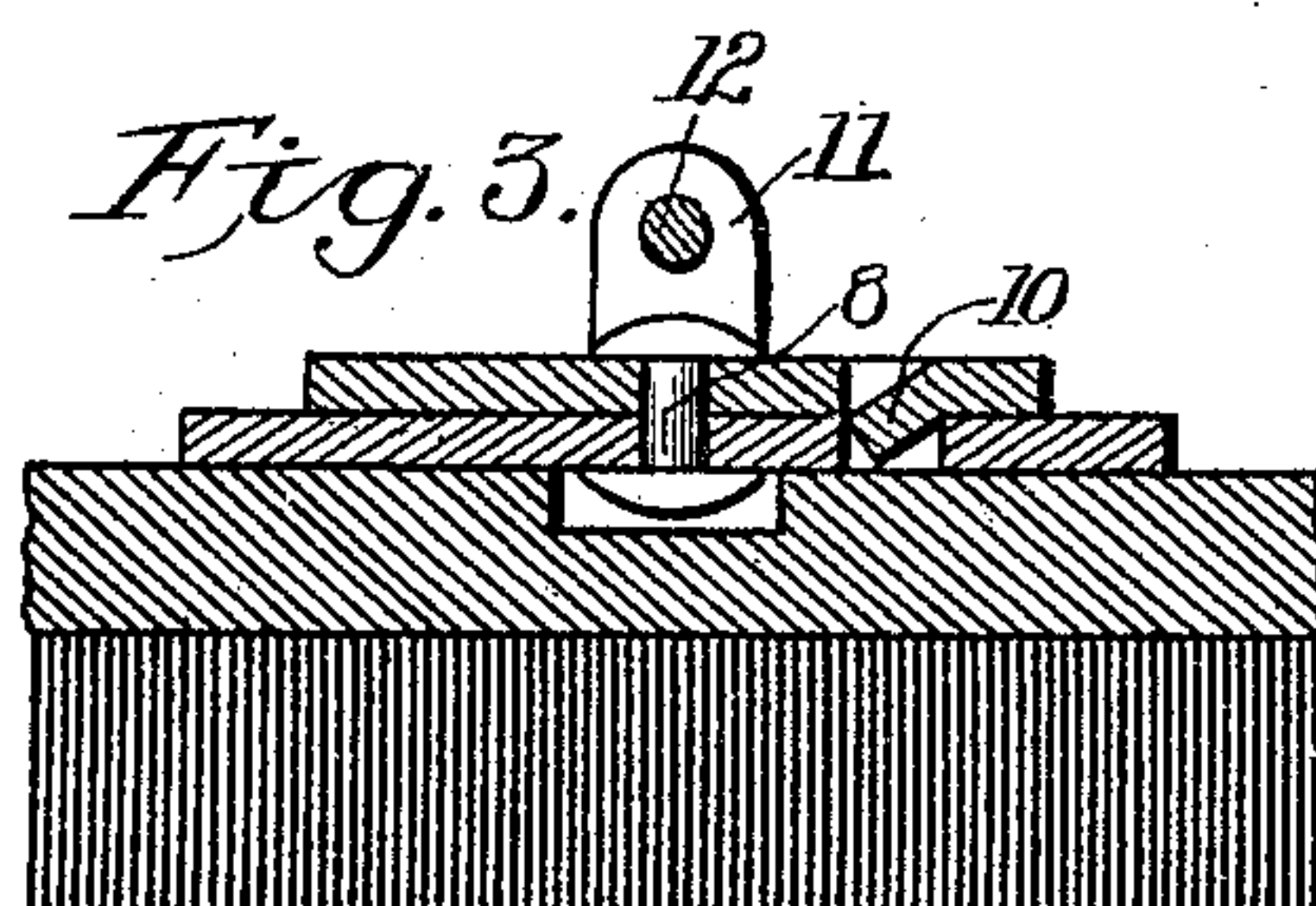
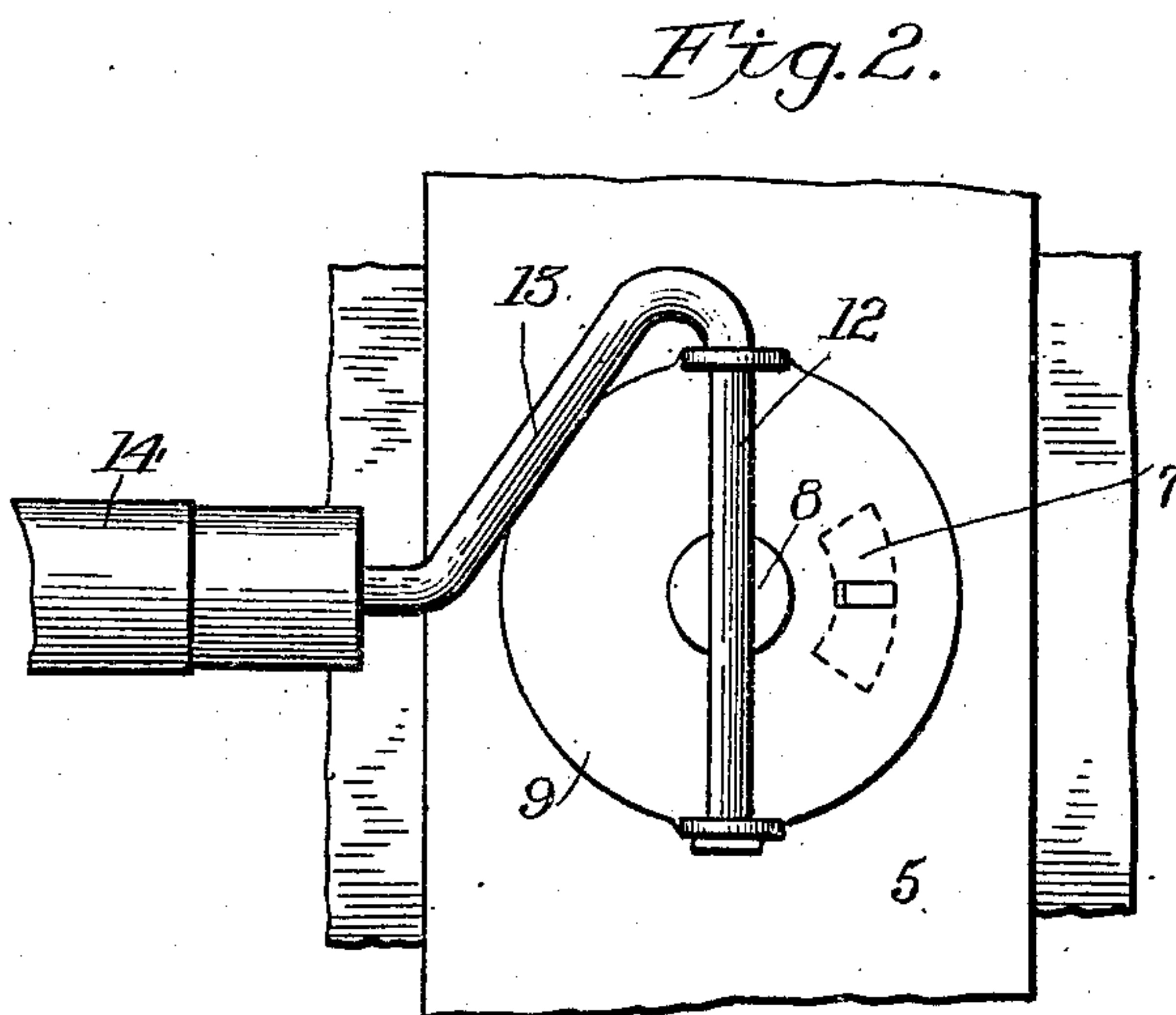
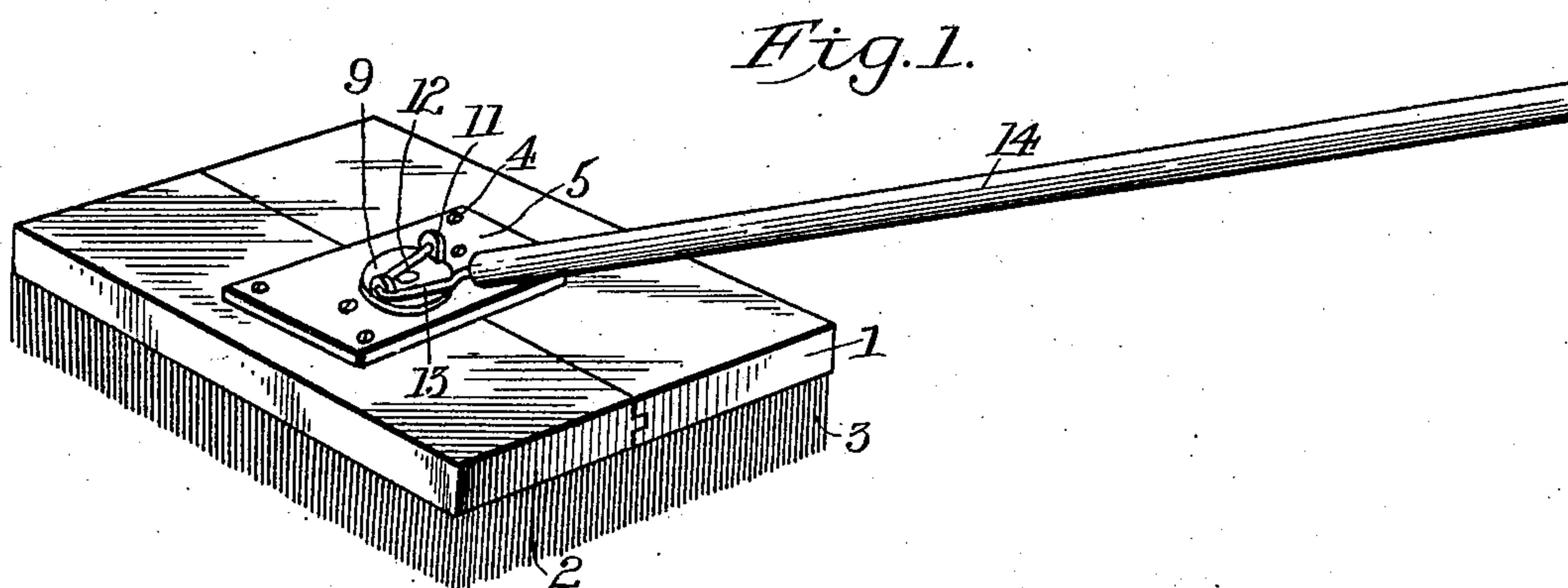
C. H. WILKES & H. LYKE.

BRUSH HEAD.

APPLICATION FILED JULY 17, 1908.

929,064.

Patented July 27, 1909.



Witnesses

C. H. Walker
R. H. Harwood

Inventors

Clarence H. Wilkes
Howard Lyke

By

J. Lundstrom

Attorney

UNITED STATES PATENT OFFICE.

CLARENCE H. WILKES AND HOWARD LYKE, OF LITTLE FALLS, NEW YORK.

BRUSH-HEAD.

No. 929,064.

Specification of Letters Patent.

Patented July 27, 1909.

Application filed July 17, 1908. Serial No. 444,138.

To all whom it may concern:

Be it known that we, CLARENCE H. WILKES and HOWARD LYKE, both citizens of the United States, residing at Little Falls, in the county of Herkimer and State of New York, have invented certain new and useful Improvements in Brush-Heads, of which the following is a specification.

This invention relates to brushes.

One object of the invention is to provide a brush particularly adapted to carpets, floors, walls, etc., embodying such characteristics that the handle may be speedily changed with relation to the brush head, so that the brush may be effectual in use in the brushing and cleaning of corners.

Another object of the invention resides in the provision of a brush constructed and arranged whereby the handle may have a lateral movement in any direction with respect to the head.

With the above and other objects in view, the present invention consists in the combination and arrangement of parts hereinafter more fully described, illustrated in the accompanying drawings and particularly pointed out in the appended claim, it being understood that changes may be made in the form, proportion, size and minor details without departing from the spirit or sacrificing any of the advantages of the invention.

In the drawings:—Figure 1 is a perspective view of the invention. Fig. 2 is an enlarged top plan view of the invention, a portion of the handle being broken away. Fig. 3 is a sectional view of the brush head.

Referring now more particularly to the accompanying drawings, it will be seen that the base of the brush head is preferably formed in sections, although this is not essential to the invention, but, as shown, there are two sections 1 and 2 in which the brush fibers 3 are secured in any suitable manner.

Secured to the brush head in any suitable manner, preferably by screws 4, is a washer plate 5 provided with a short arcuate slot 7. Swiveled upon the washer plate 5 by means of a suitable pivot 8 is a disk shaped plate 9 having a tongue 10 struck up therefrom and depending into the aforesaid arcuate slot 7, the tongue being adapted to limit the rotative or oscillatory movement of the disk 9 by reason of its engagement with opposite ends of the slot 7. The disk shaped plate 9 is provided with a pair of outstanding perforated ears 11 designed to receive the outer end 12 of the shank 13 of the handle 14. Thus the handle is provided with a shank of somewhat peculiar formation with a portion bent at one end at a right angle to the longitudinal axis of the handle, and since it is fitted loosely in the ears of the disk shaped plate, and the latter being swiveled upon the washer plate, it follows that the handle may be caused to expeditiously assume various different positions with respect to the head of the brush to enable the user to adapt the brush for effectual use in the cleaning of corners, either on the floor or in corners of walls above the floor.

What is claimed is:—

A device of the character described comprising a brush head, a plate secured to the head and provided with a slot, a second plate swiveled upon the aforesaid plate and provided with a projection on its inner face extending into said slot to limit the rotative movement of the swiveled plate, and a handle secured to the swiveled plate.

In testimony whereof we affix our signatures, in presence of two witnesses.

CLARENCE H. WILKES.
HOWARD LYKE.

Witnesses:

RUSH F. LEWIS,
FRED D. McINTOSH.