

H. K. WALKER.
GARMENT FASTENER AND SUPPORTER.
APPLICATION FILED OCT. 2, 1907.

928,091.

Patented July 13, 1909.

Fig. 3.

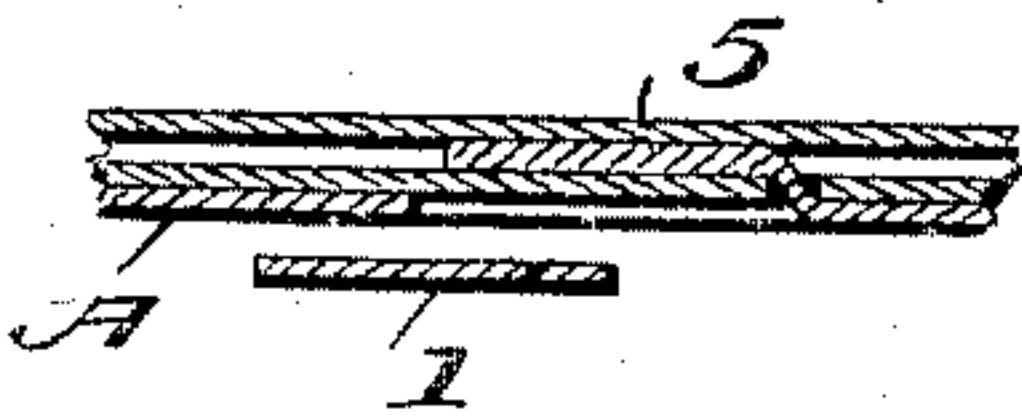


Fig. 1.

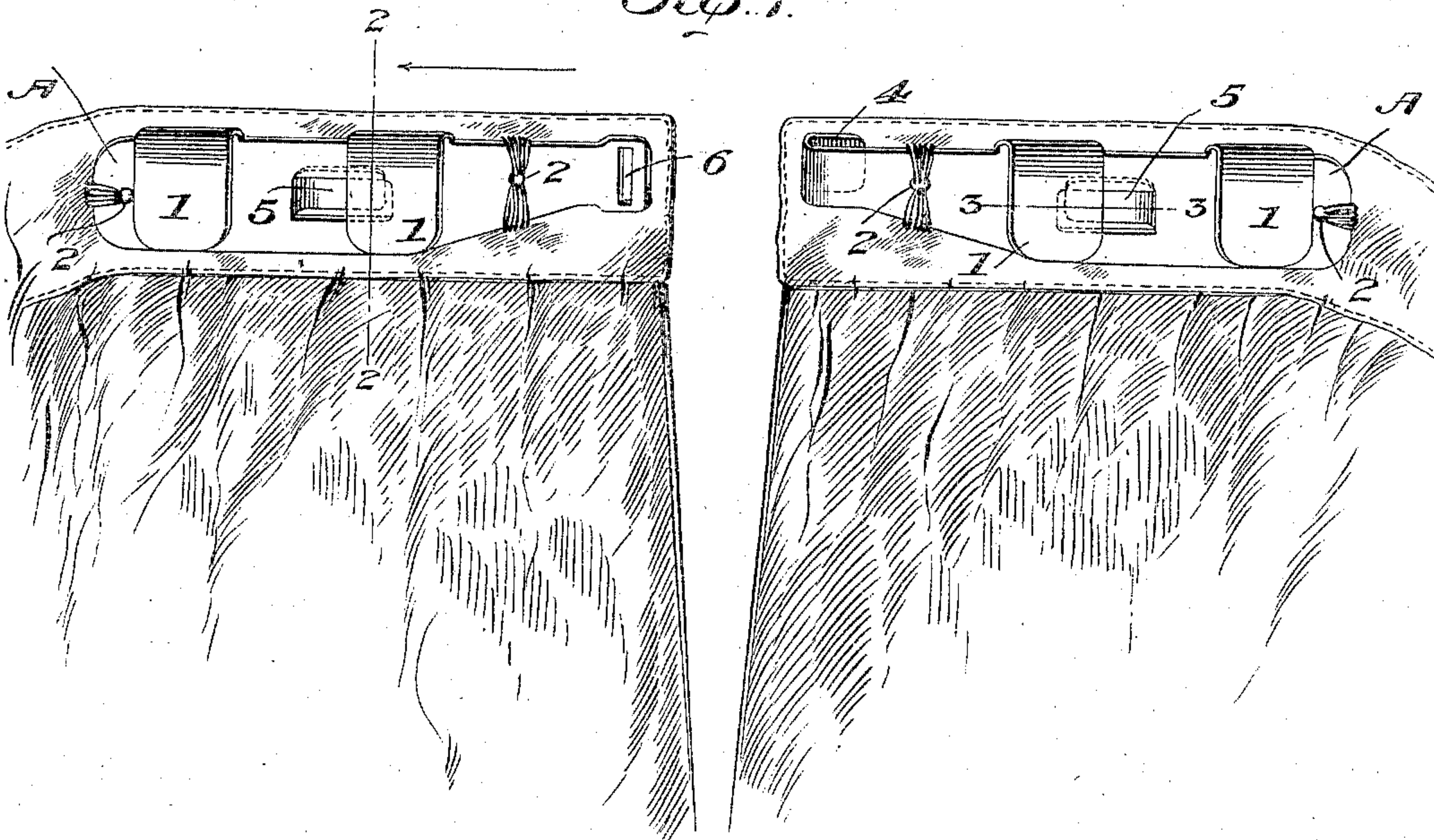


Fig. 2.

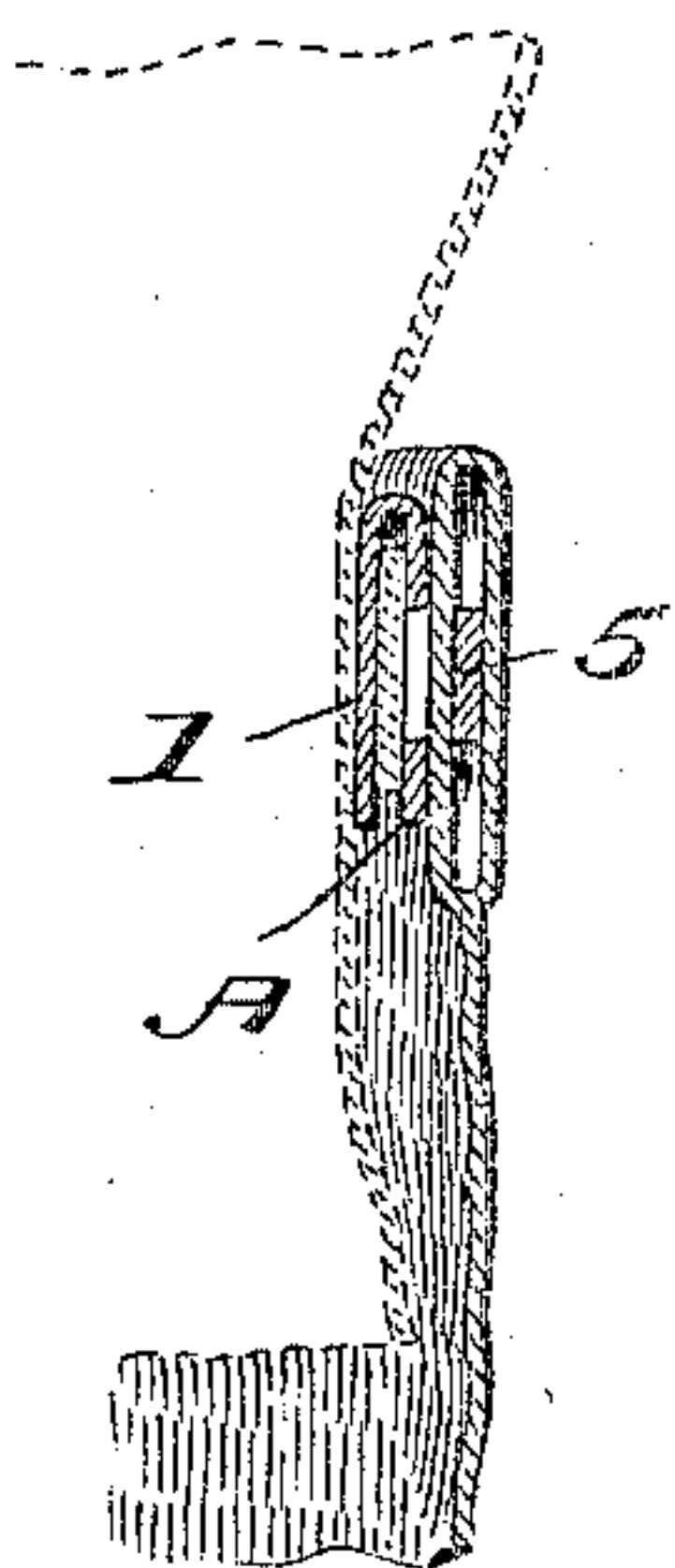


Fig. 4.

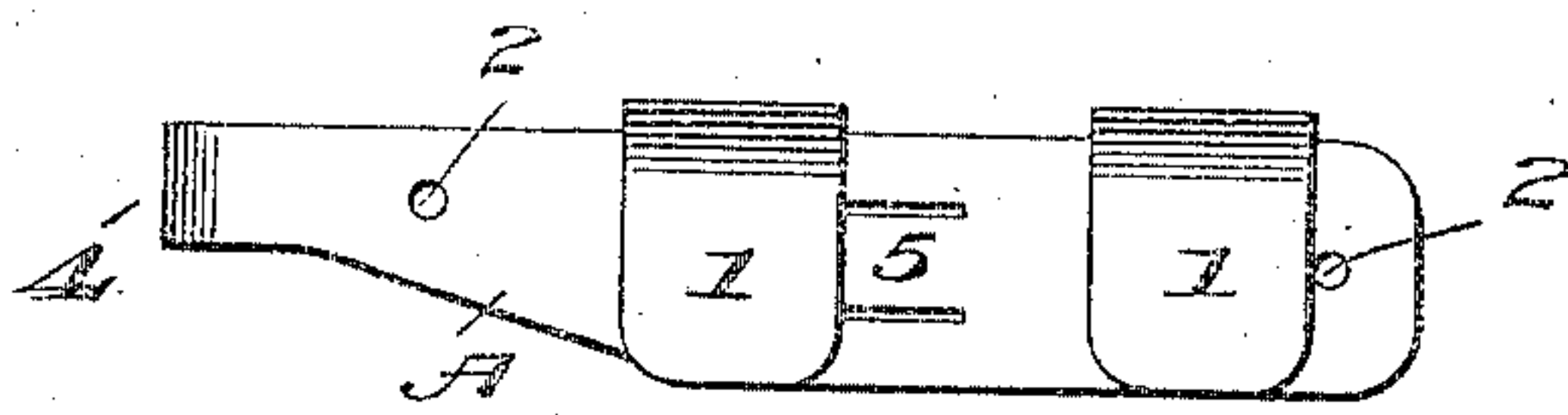
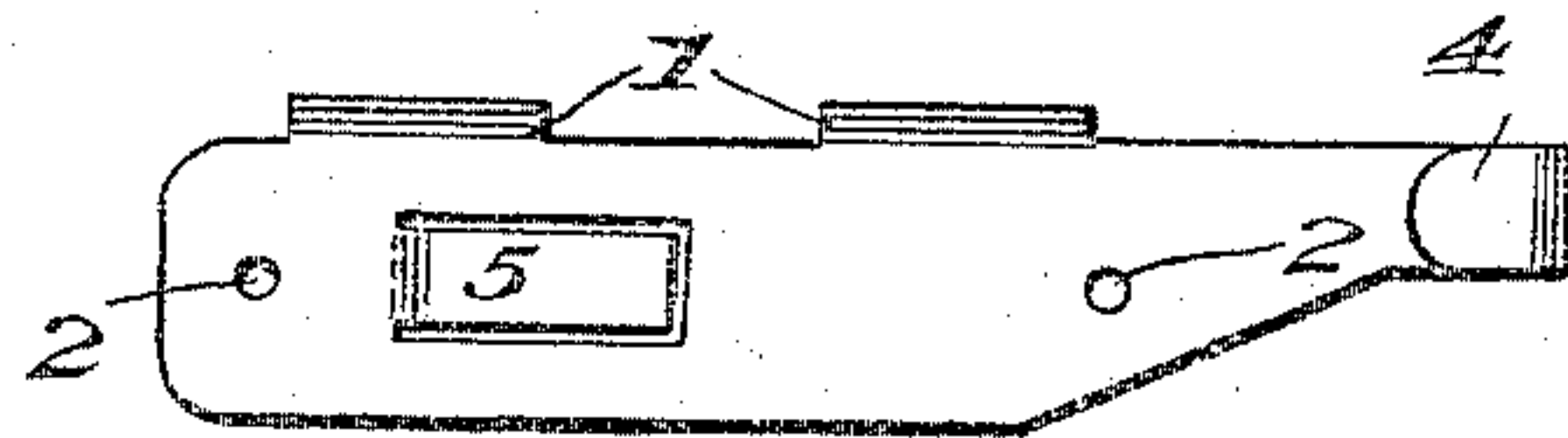


Fig. 5.



Inventor

(Witnesses)

Watts T. Estabrook

By

Harry K. Walker

Louis Ragger & Co.

Attorneys

UNITED STATES PATENT OFFICE.

HARRY K. WALKER, OF KANKAKEE, ILLINOIS.

GARMENT FASTENER AND SUPPORTER.

No. 928,091.

Specification of Letters Patent.

Patented July 13, 1909.

Application filed October 2, 1907. Serial No. 395,553.

To all whom it may concern:

Be it known that I, HARRY K. WALKER, a citizen of the United States, residing at Kankakee, in the county of Kankakee and State of Illinois, have invented certain new and useful Improvements in Garment Fasteners and Supporters, of which the following is a specification.

My invention relates to an improvement in garment fasteners and supporters, and the object is to provide a device for closing the placket of a skirt and at the same time for catching the skirt to the waist of the garment to prevent sagging or slipping of the skirt, and at the same time prevent the waist from slipping up, causing both garments to be held neatly and firmly.

The invention relates to certain novel features of construction and combinations of parts which will be hereinafter described and pointed out in the claim.

In the accompanying drawings Figure 1 is a perspective view showing the invention applied on the inside of a skirt; Fig. 2 is a sectional view on the line 2—2 of Fig. 1; Fig. 3 is a longitudinal sectional view on the line 3—3 of Fig. 1, and Figs. 4 and 5 are views of each side of one of the fasteners and supporters.

A represents a plate, preferably of sheet metal, having hook members 1, 1 formed at the upper edge thereof and bent over and extending down to the lower edge of the plate. Holes 2, 2 are formed in the plate for securing it to the band of the skirt, and a hook member 4 is formed at the other end and bent toward the opposite side from the way the hook members 1, 1 are bent. At or about the center of the plate is a tongue 5 cut therefrom, which is adapted to enter the band of the skirt, which together with holes 2, 2, which are adapted to receive the thread for securing it to the waist band, afford additional securing means for the fastener.

The plate on the opposite side of the placket is made similar to the fastener and supporter just described with the exception of having instead of the hook member 4 an opening 6 formed at the end of the plate, in which the hook member 4 is received, whereby the placket is held closed. After the fastener is secured to the skirt band the hooks 1, 1 are adapted to pass over a tape at the bottom of the waist thereby preventing the skirt from sagging or slipping, and also holding the waist securely in its place. These hooks could enter eyes secured to the waist instead of hooking over the tape at the bottom of the waist.

It will be seen that I have provided an article which is cheap to manufacture, simple in construction, and which not only retains the placket in a closed position, but also affords a means for holding the waist of the garment in position as well as the skirt.

Having fully described my invention, what I desire to secure by Letters Patent is:—

A garment fastener and supporter, comprising plates adapted to be fastened to opposite sides of the opening of a garment, tongues formed on the plates, hooks on the plates on the opposite side from the tongues for retaining the garment in position, a hook formed at one end of one of the plates adapted to enter an opening in the end of the other plate for connecting the plates together, said tongues projecting toward the connecting ends of the plates and adapted to enter the band of the garment for drawing the band together.

In testimony whereof I affix my signature in presence of two witnesses.

HARRY K. WALKER.

Witnesses:

W. J. BROCK,
S. LILLIAN TRACY.