

925,675.

Patented June 22, 1909.

Fig. 1.

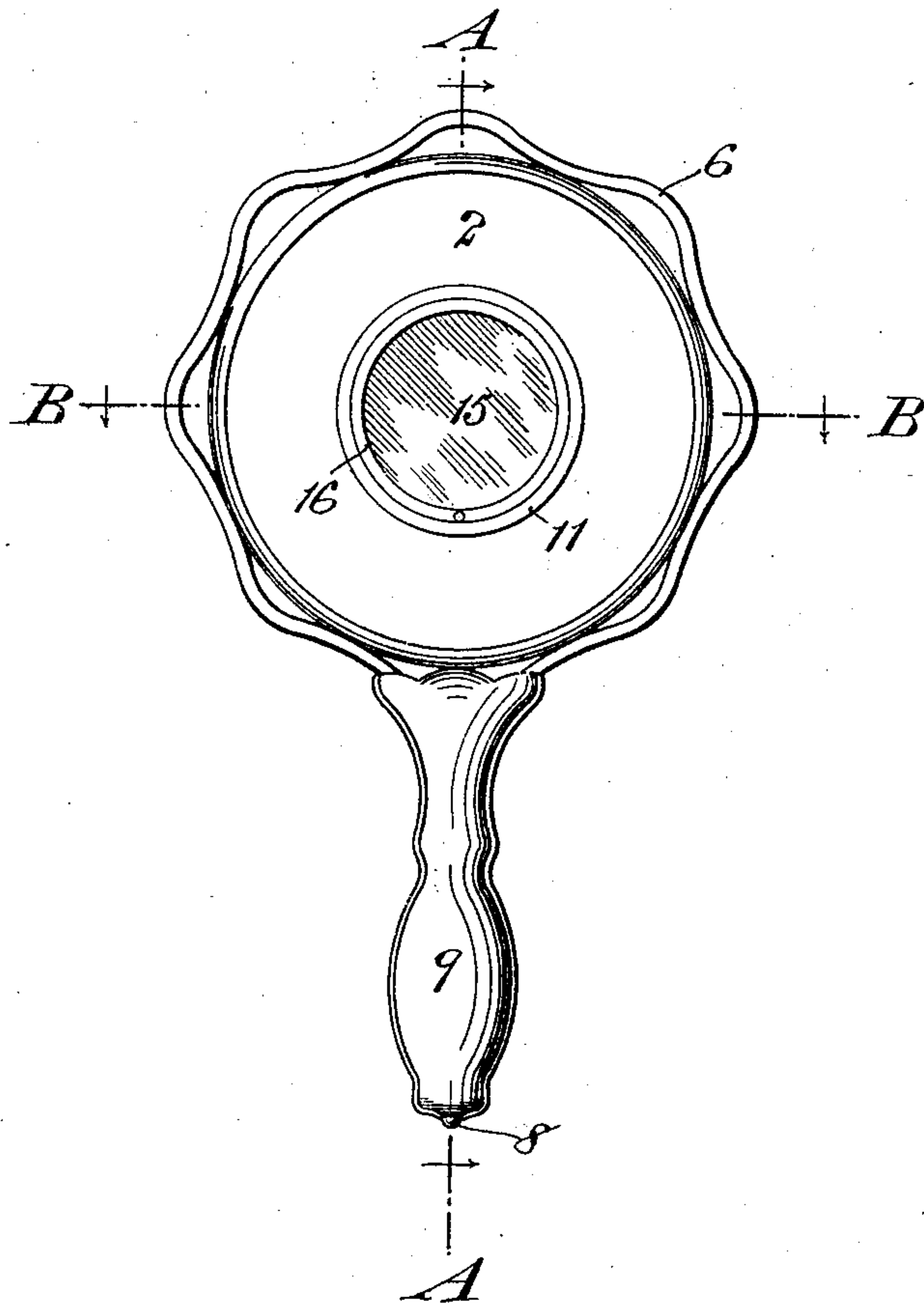


Fig. 2.

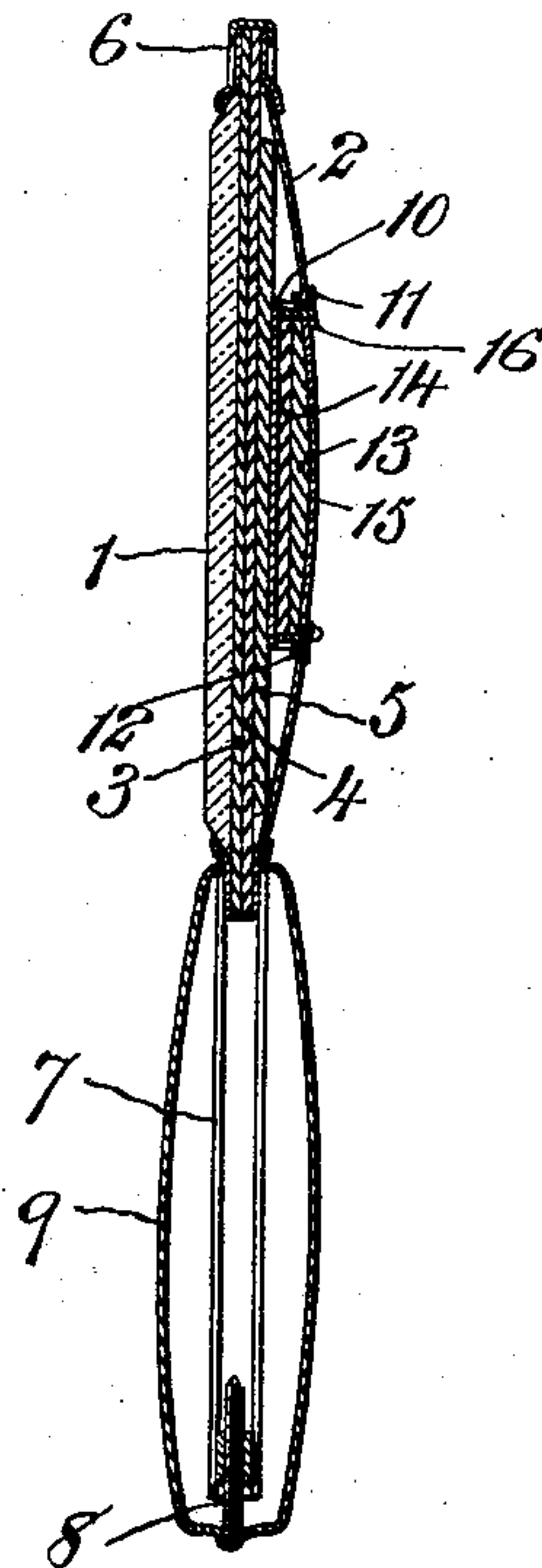


Fig. 3.

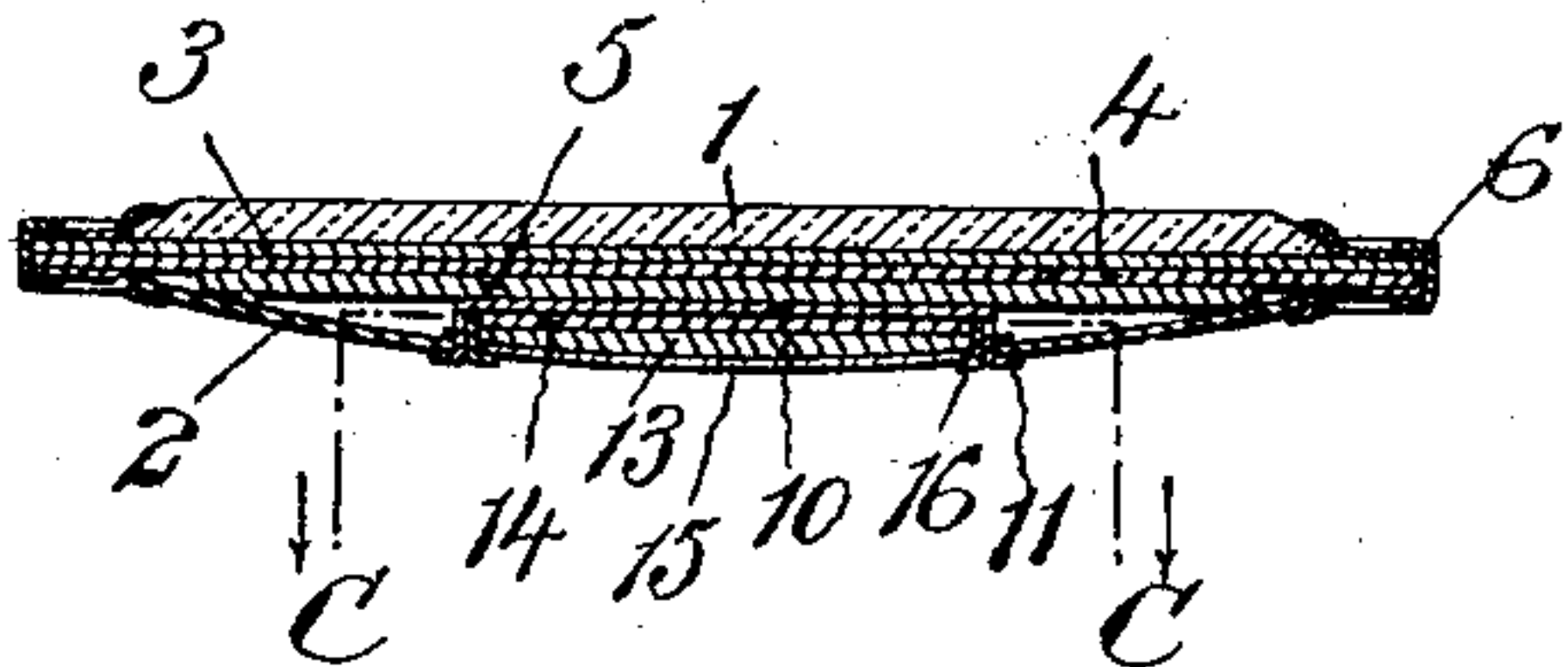
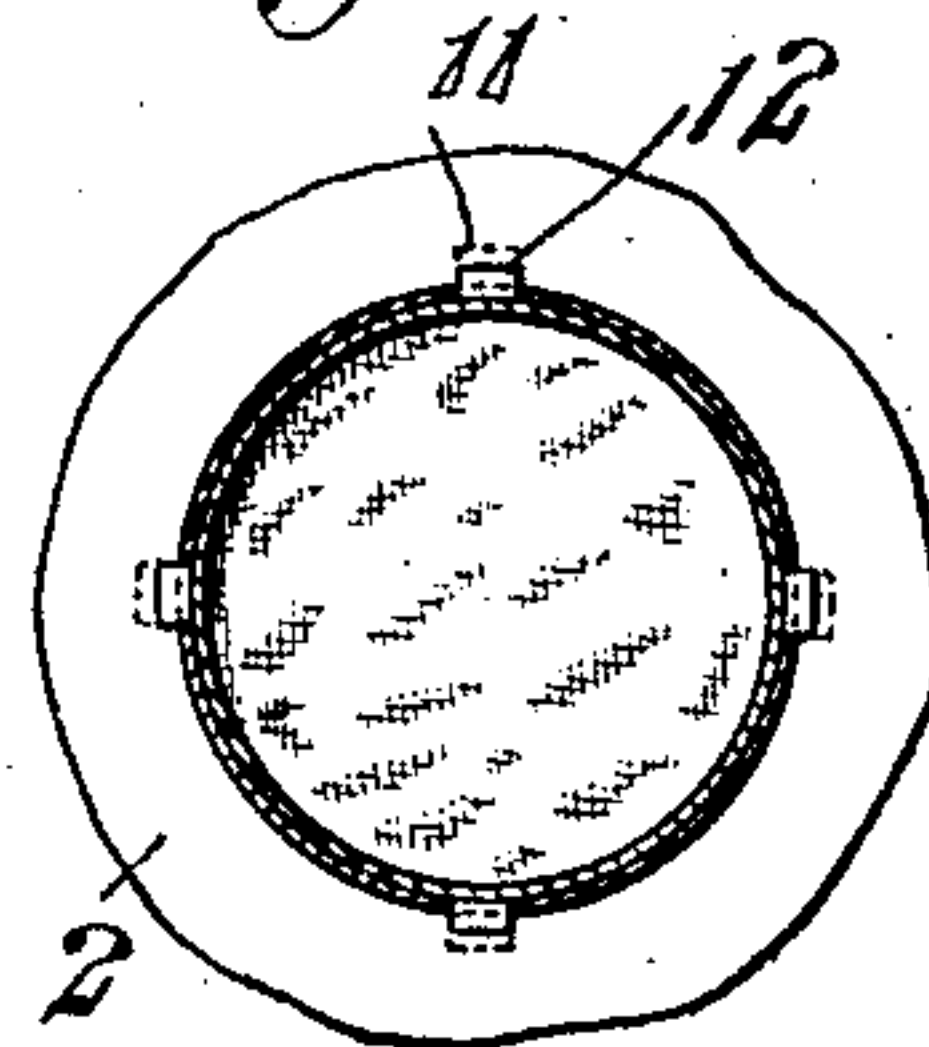


Fig. 4.



Witnesses:-
F. George Barry,
Henry Thüne.

Inventor:-
Joseph Babst
by attorney
Brown & Leonard

UNITED STATES PATENT OFFICE.

JOSEPH BABST, OF HOBOKEN, NEW JERSEY, ASSIGNOR TO WILLIAM SCHIMPER & COMPANY,
OF HOBOKEN, NEW JERSEY, A CORPORATION OF NEW JERSEY.

TOILET ARTICLE.

No. 925,675.

Specification of Letters Patent.

Patented June 22, 1909.

Application filed April 24, 1906. Serial No. 313,365.

To all whom it may concern:

Be it known that I, JOSEPH BABST, a subject of the Empire of Germany, and resident of Hoboken, in the county of Hudson and State of New Jersey, have invented a new and useful Toilet Article, of which the following is a specification.

My invention relates to a toilet article, with the object in view of providing a toilet article having a picture frame in its back.

A practical embodiment of my invention is represented in the accompanying drawings, in which—

Figure 1 represents the back view of a hand mirror showing the picture frame in place, Fig. 2 is a transverse section in the plane of the line A—A of Fig. 1, Fig. 3 is a transverse section in the plane of the line B—B of Fig. 1, and Fig. 4 is a partial section in the plane of the line C—C of Fig. 3.

The particular toilet article which I have chosen to illustrate my invention is a hand mirror but it is to be understood that it is equally applicable to the back of a brush.

The mirror is denoted by 1.

The back plate, here shown as concavo-convex in form, is denoted by 2.

Intermediate of the mirror and the back plate 2 there may be interposed one or more thicknesses of backing or filling material, in the present instance three thicknesses, one denoted by 3 immediately back of the mirror; another denoted by 4 immediately back of the piece 3, and a third, denoted by 5, back of the piece 4. These may be of paste-board or other suitable material for holding the mirror and back plate separated with some slight degree of elasticity and these several parts are held in assembled adjustment by a marginal frame 6, U-shaped in cross section and terminating in a tang 7 which is drawn, by means of a screw 8, forcibly into the upper end of a hollow handle 9.

The back plate 2 is provided with a central opening, in the present instance circular in form, for the reception of a shallow cup 10 which is intended to set into and fit snugly in the opening in the back plate, the outer edge 11 of the said shallow cup being turned over the edge of the opening in the back plate to

form a finish to conceal the edge of the opening in the back plate and at the same time limit the inward movement of the shallow cup. The side wall of the shallow cup is provided at intervals with tongues 12 (see Fig. 4) in the present instance four of them, partially severed from the wall but allowed to remain integral with the side wall of the cup near its top or outer edge so that when the cup is set in its position through the opening in the back plate, as shown, the tongues 12 may be bent outwardly into engagement with the inner face of the back plate around the margin of the opening therein thereby preventing the outward displacement of the cup. This shallow cup 10 is intended as a picture frame and serves the purpose of holding the picture and its backing in position in the back plate of the toilet article.

The picture itself, denoted by 13, may be on porcelain, paper, glass or metal, as the case may be, and is intended to fit within the cup against a suitable padding or backing 14, and this picture may be covered by a glass 15, the whole being securely held within the frame 10 by means of a thin metal rim 16 which is so fitted to the cup as to be held tightly therein by its frictional engagement with the inner wall of the cup while the exposed edge of the rim overlaps the glass when used or the margin of the picture when the glass is not used.

The picture may be fitted into the cup and the rim seated therein securely or the cup itself is placed in the back plate and the cup may then be placed in the back plate and locked therein by the tongues 12 or the cup 10 may be first locked in position and the picture may be placed in position within the cup by the purchaser of the toilet article.

What I claim is:—

1. A toilet article provided with a back plate spaced from an adjacent plate and provided with an opening therein, a cup seated in the opening, the said cup being provided with tongues partially severed from its side walls for locking the cup against outward displacement and means for securing a picture in the cup.

2. A toilet article comprising a mirror, a

back plate spaced from the mirror and provided with an opening therethrough, means for holding the mirror and back plate in assembled adjustment, a shallow cup seated in
5 the opening of the back plate and means for securing a picture in the shallow cup.

In testimony, that I claim the foregoing as

my invention, I have signed my name in presence of two witnesses, this 20th day of April, 1906.

JOSEPH BABST.

Witnesses:

FREDK. HAYNES,
C. S. SUNDGREN.