

W. DOWNING.
NECKTIE HOLDER.
APPLICATION FILED JULY 29, 1908.

925,313.

Patented June 15, 1909.

Fig. 1.

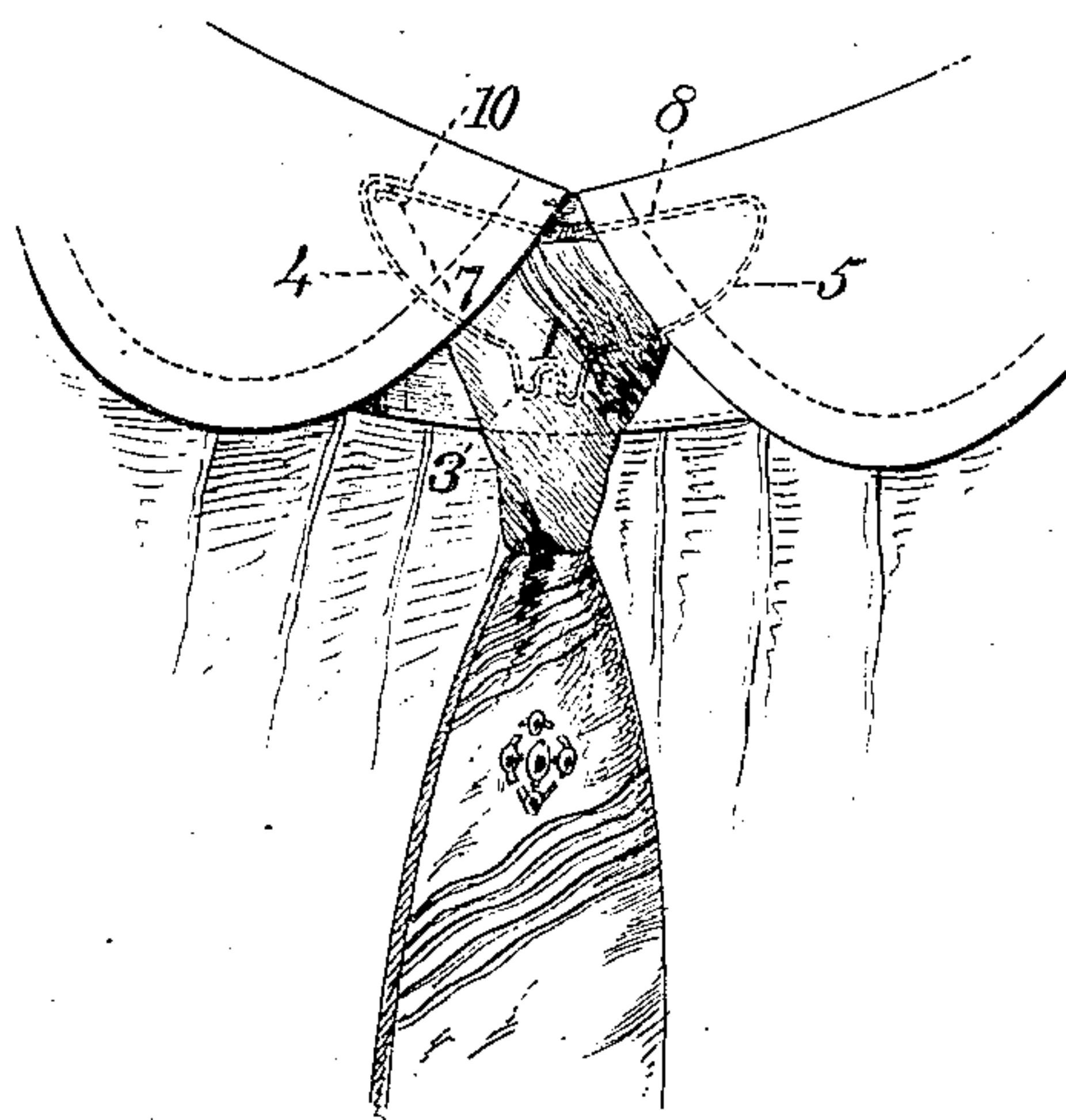


Fig. 2.

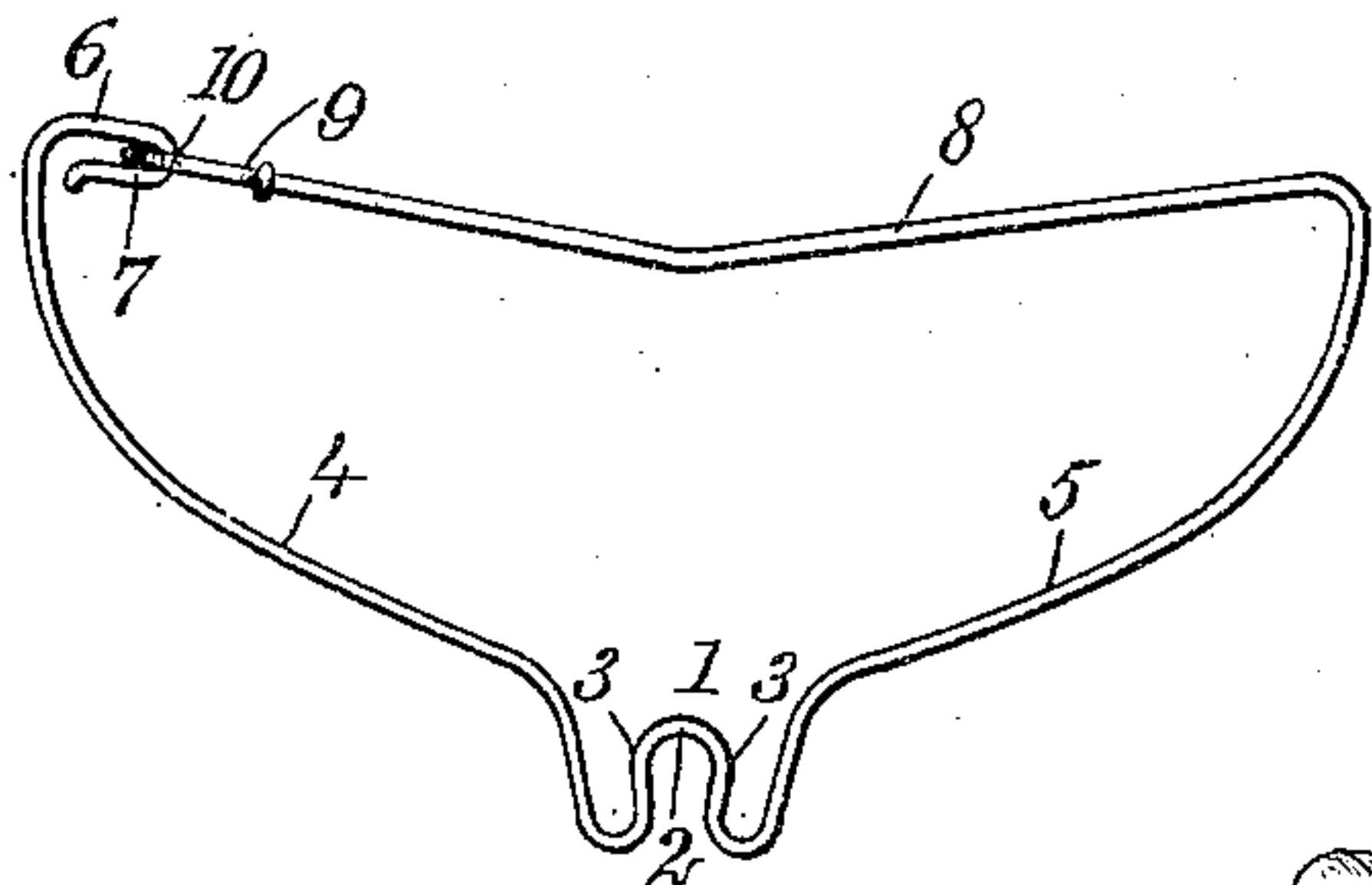
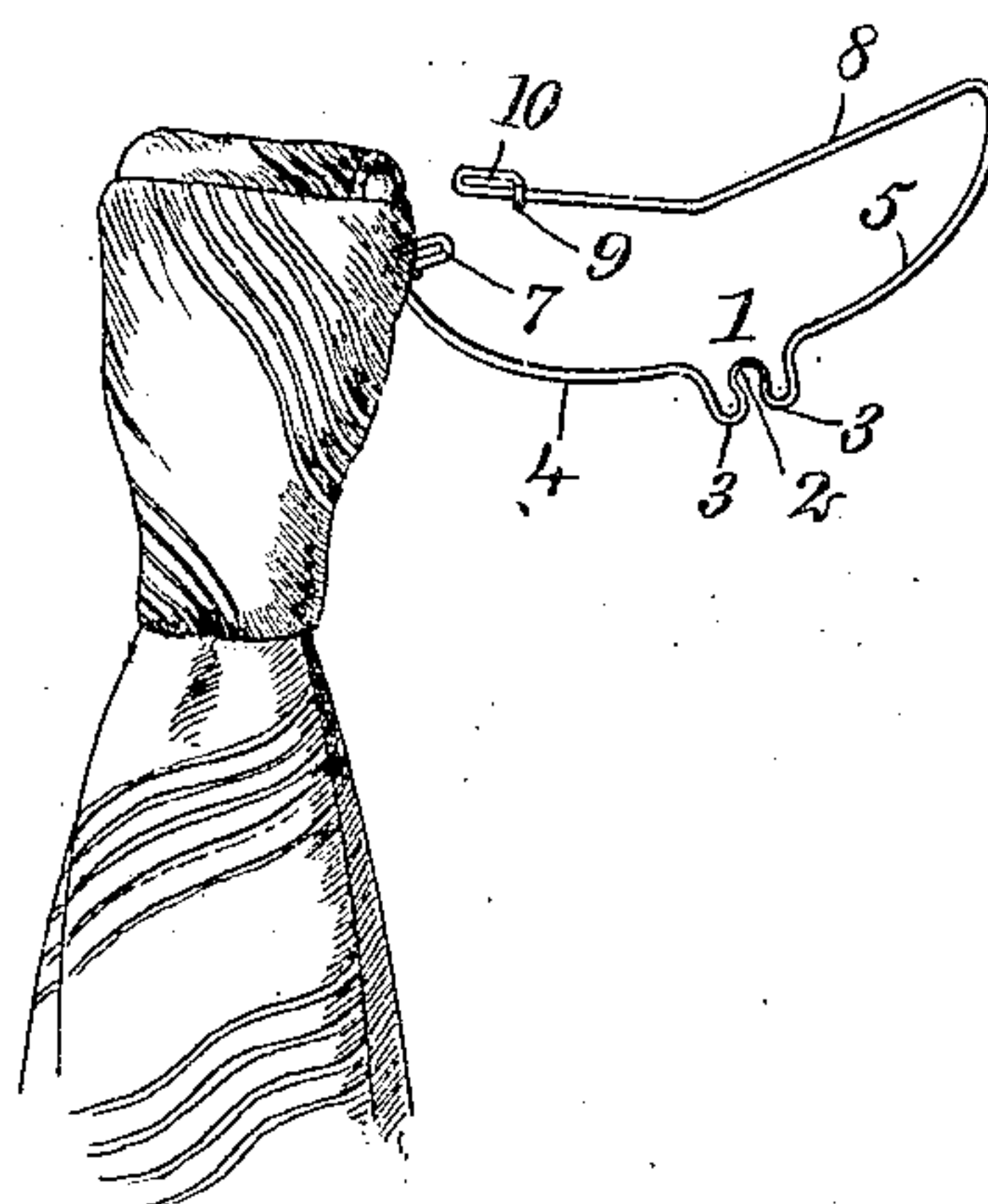


Fig. 3.



WITNESSES

Geo. W. Maylor
Orson S. Munroe

INVENTOR

William Downing

BY *Munroe & Co.*

ATTORNEYS

UNITED STATES PATENT OFFICE.

WILLIAM DOWNING, OF PAWLING, NEW YORK.

NECKTIE-HOLDER.

No. 925,313.

Specification of Letters Patent.

Patented June 15, 1909.

Application filed July 29, 1908. Serial No. 445,914.

To all whom it may concern:

Be it known that I, WILLIAM DOWNING, a citizen of the United States, and a resident of Pawling, in the county of Dutchess and State of New York, have invented a new and Improved Necktie-Holder, of which the following is a full, clear, and exact description.

This invention relates to necktie holders, provided with a cross bar adapted to be passed through the body of a tie, after the latter has been tied in the preferred form on some suitable object, such as a pencil, a stick of wood or the like, and after the latter has been withdrawn.

The object of the invention is to provide a device of the class described, simple and efficient in construction and inexpensive to manufacture, which is adapted to securely hold a necktie in place at a collar, and which is preferably constructed of one piece of wire having means adapted for engaging a collar button, two outwardly disposed portions, one of which has its free end formed into a hook, the other portion being suitably bent to form a cross bar adapted to pass through the body of a necktie, and having means arranged for removably connecting it with the first portion to close the device.

Reference is to be had to the accompanying drawings forming a part of this specification, in which similar characters of reference indicate corresponding parts in all the views.

Figure 1 is a front view of an embodiment of my invention, showing the same in dotted outline, applied to a collar and holding a necktie in place; Fig. 2 is an enlarged front elevation of the device; and Fig. 3 is a front view showing a scarf that has already been tied in the preferred form, and also showing the holder, the cross bar of the latter being about to be passed through the opening in the body of the scarf.

Before proceeding to a more detailed description of my invention, it should be understood that my device differs from the ordinary necktie holder, in that it is constructed of one piece of wire suitably bent for the purpose, and having means whereby one of its free ends at one corner can be removably secured to the other. This allows a scarf or handkerchief to be tied in the preferred form on some outside object, such as a piece of wood or the like. When the latter is withdrawn it leaves an opening through the body of the tie. The free ends of the device are

then released one from another and the cross bar passed through the opening in the body of the tie, when the ends are again secured together. The holder, and the scarf which it carries, is then adjusted in position under the wings of a collar, as shown in Fig. 1 of the drawing, a bent portion at the lower end engaging the collar button to hold the device and tie in position.

In the specific form shown in the drawings, I provide a scarf holder which is constructed of any suitable material, such as wire or the like, and being formed of one continuous piece. As shown in the drawings, the holder has a portion 1 suitably bent to constitute a loop 2 adapted to engage the shank of a collar button. Extending from the sides 3 of the loop are two outwardly and upwardly disposed members 4 and 5 respectively. The member 4 has its free end 6 inwardly disposed and bent upon itself to form a hook 7. The member 5 terminates in a cross bar 8 which is downwardly bent at its center and adapted to pass through the body of the tie. The free end 9 of the cross bar is bent back at its longitudinal axis to constitute an eye 10 adapted to be received by the hook 7 of the other member, to close the device.

Having thus described my invention, I claim as new and desire to secure by Letters Patent:—

1. A necktie holder formed of a single piece of wire bent to form a loop for engagement with a collar button, the sides of the loop terminating in outwardly and upwardly disposed members, of which one terminates in a cross bar, and means for removably connecting the free end of the cross bar with the free end of the other member.

2. A necktie holder formed of a single piece of wire bent to form a loop for engagement with a collar button, the sides of the loop terminating in outwardly and upwardly disposed members, of which one terminates in a hook and the other in a cross bar having an eye at its free end for engagement with said hook.

In testimony whereof I have signed my name to this specification in the presence of two subscribing witnesses.

WILLIAM DOWNING.

Witnesses:

GEO. T. CHAPMAN,
JOSEPH BURNS.