

W. S. WOOTTON.
SHIRT SUSPENSORY.
APPLICATION FILED AUG. 31, 1908.

924,870.

Patented June 15, 1909.

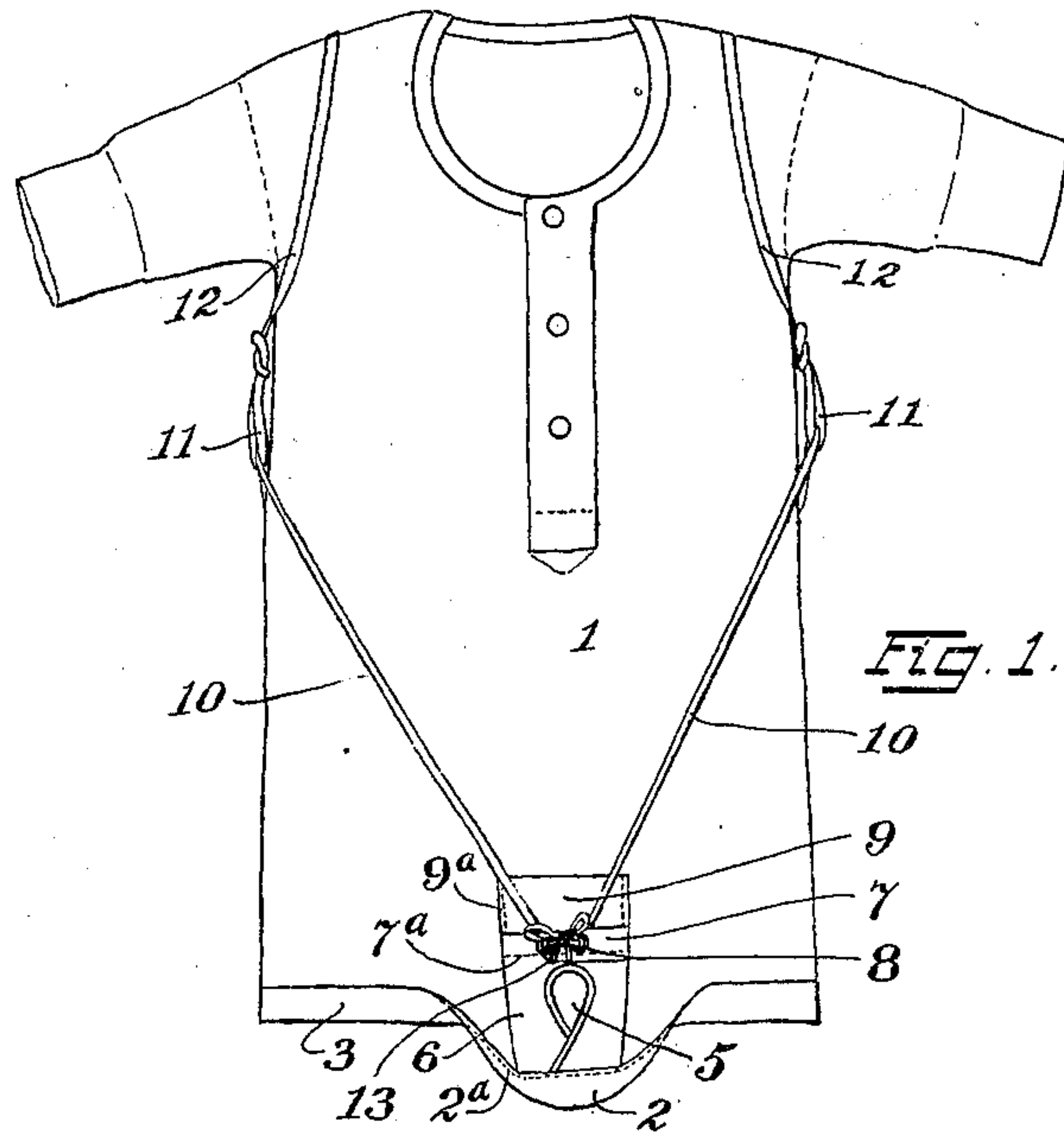


Fig. 1.

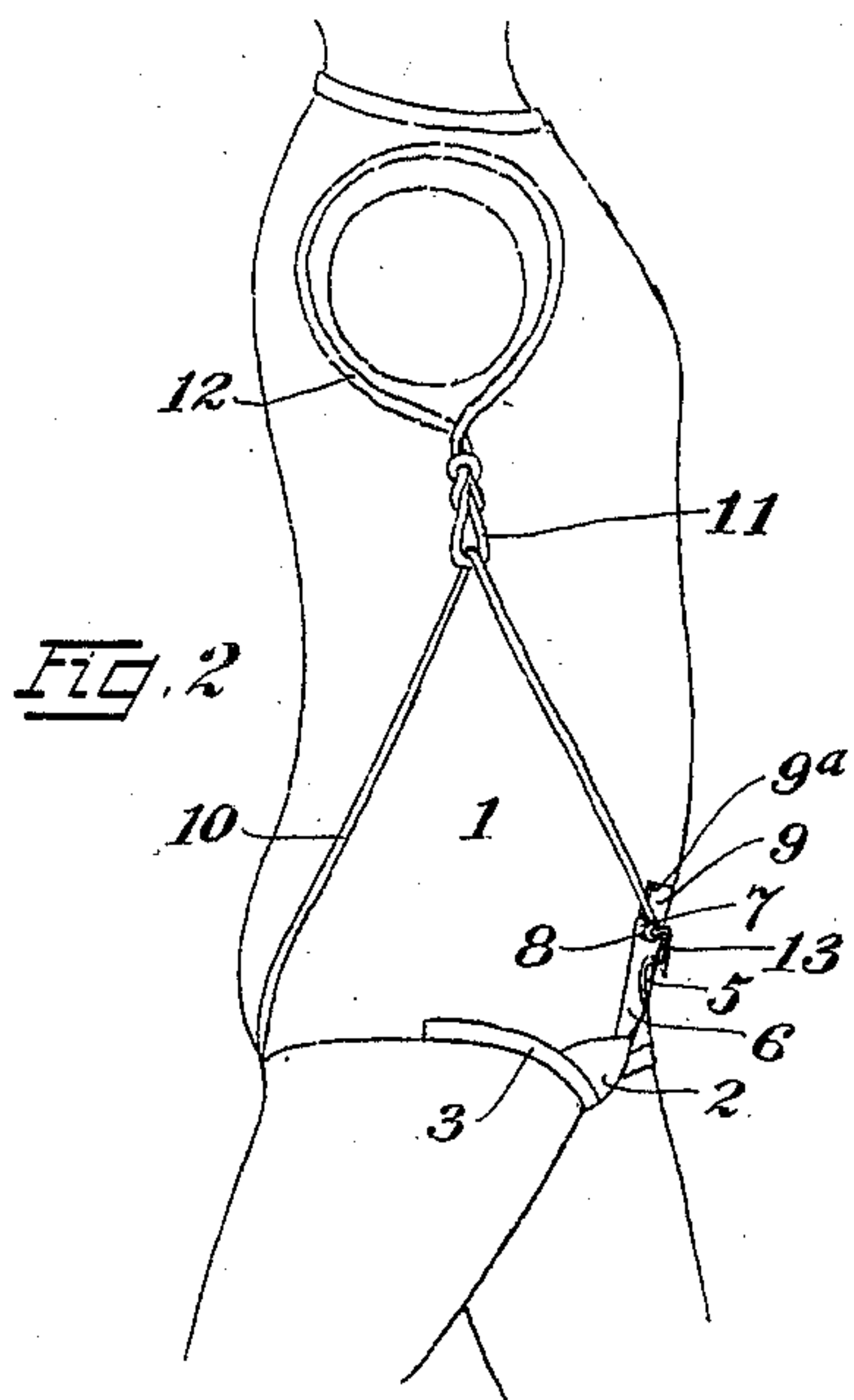


Fig. 2.

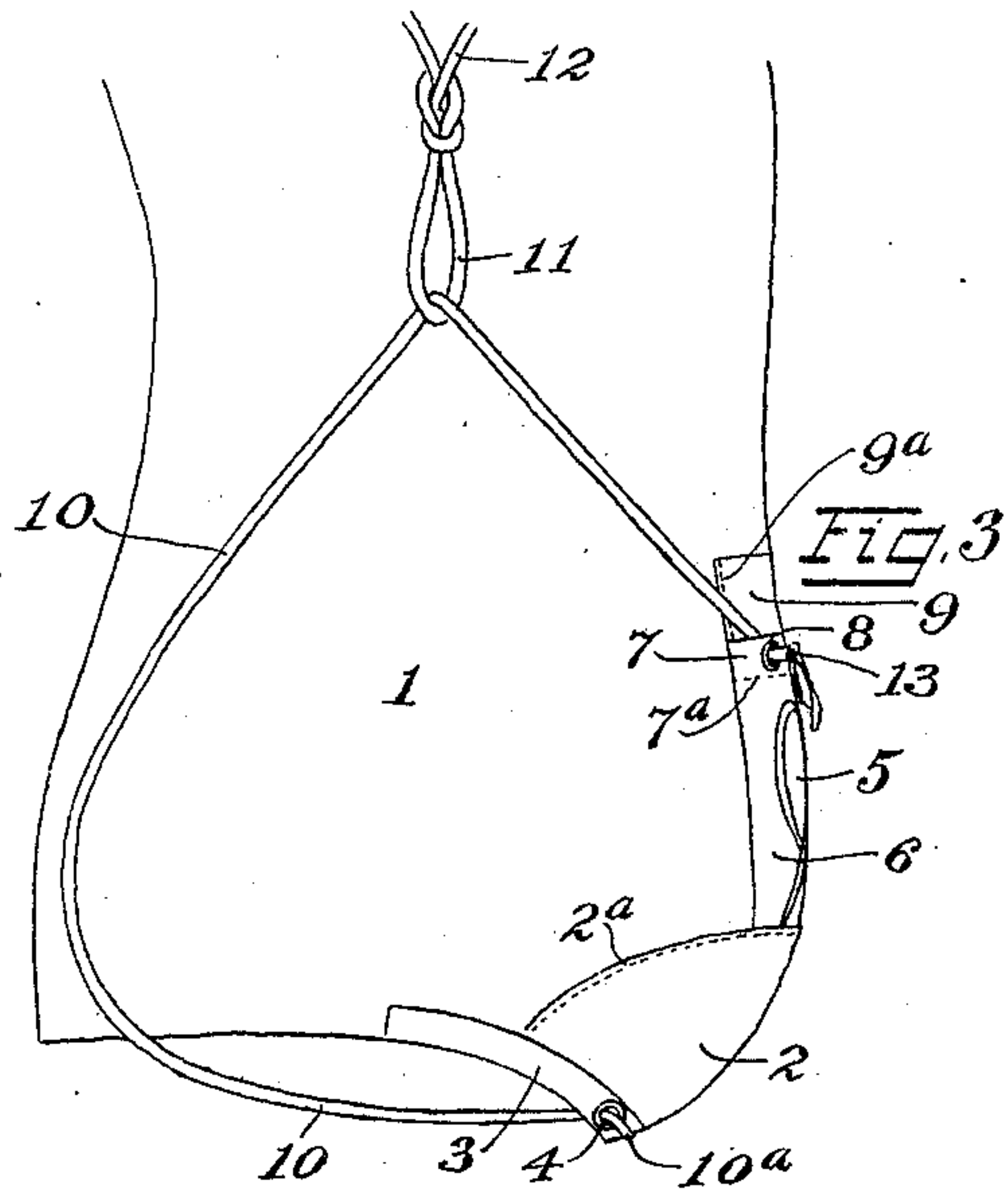


Fig. 3.

Witnesses:
H. C. Valentine
C. J. Quinn.

Inventor:
William S. Wootton
by Obed S. Billman
his attorney.

UNITED STATES PATENT OFFICE.

WILLIAM SAMUEL WOOTTON, OF ROANOKE, VIRGINIA.

SHIRT-SUSPENSORY.

No. 924,870.

Specification of Letters Patent.

Patented June 15, 1909.

Application filed August 31, 1908. Serial No. 451,008.

To all whom it may concern:

Be it known that I, WILLIAM S. WOOTTON, a citizen of the United States, residing at Roanoke, in the county of Roanoke and State of Virginia, have invented certain new and useful Improvements in Shirt-Suspensories, of which the following is a specification.

My invention relates to improvements in shirt-suspensories, or, more particularly, a combined shirt and suspensory, an ordinary undershirt being provided at its lower front portion with a suspensory-bag or pouch adapted to snugly embrace and support the scrotum, said suspensory-bag being adjusted and supported by means of cords or straps suspended from the shoulders of the wearer by passing through loop-eyes of shoulder-straps secured to the shoulder portions of the shirt. In this way the entire weight of the parts is borne by the shoulders, the general construction and arrangement being such as to provide a generally-improved adjustable suspensory which may be worn without the usual inconveniences incident to the wearing of an ordinary detached strap suspensory.

Further objects and advantages will appear from the following description, taken in connection with the accompanying drawings, in which—

Figure 1, is a front view of a shirt-suspensory embodying my invention. Fig. 2, a side view of the same as it appears on the body of the wearer. Fig. 3, an enlarged detail side elevation of the same detached from the wearer showing the normal position of the parts while being worn.

Similar numerals of reference designate like parts throughout all the figures of the drawings.

The shirt 1, is provided at its lower front margin with an enlarged or distended portion 2, forming the suspensory-bag or pouch, and, preferably, formed of a separate piece of material secured about its edges by means of stitching 2^a. The lower edge or depending portion of the suspensory-bag is provided with a stiffening binding-strip or border-band 3, having eyeleted openings 4, (see Fig. 3) disposed beneath the median portion of said suspensory-bag. The shirt 1, is further provided at its lower front portion with a vertical slot-opening 5, above the median portion of said suspensory-bag, said slot-opening being adapted to receive the

male member, and said portion of the shirt surrounding said slot-opening being, preferably, reinforced by means of a separate strip of stiffening material, such as ducking, or the like, superposed thereon forming a reinforcing panel 6. The reinforcing panel is secured at its lower edge to the upper edge of the suspensory-bag and provided above the slot-opening 5, with a horizontal upwardly-extending plait 7, having eyeleted openings 8, for receiving the suspending and adjusting cord or strap hereinafter described. The base of the horizontal plait 7, is secured by a stitching 7^a, the reinforcing panel 6, being, preferably, provided with an upwardly-extending portion 9, secured at its sides by vertical stitchings 9^a, said upwardly-extending portion 9, forming a pocket at the rear for receiving and containing the extending portions of the loops and ends of the loop-knot of the suspending and adjusting cord or strap now described.

The suspensory-bag 2, and reinforcing panel 6, containing the slot-opening 5, are adjusted and suspended by means of a suspending and adjusting cord or strap 10, the intermediate portion of which passes through the eyeleted openings 4, of the suspensory-bag forming the loop 10^a, (see Fig. 3) thence having its members extending rearwardly between the legs, thence upwardly and forwardly through depending loop-eyes 11, of shoulder-straps 12, and finally extending downwardly and forwardly from said loop-eyes and through the eyeleted openings 8, the free ends of the cord or strap preferably extending through said eyeleted openings and secured in a loop-knot 13. If desired, the extending portions of the loops and the ends of the cord or strap may be folded within the pocket above and at the rear of the upwardly-extending portion 9, of the reinforcing panel 6.

The loops forming the loop-eyes 11, are preferably of elastic material, and, preferably, formed separate and secured to the lower ends of the shoulder-straps 12, as shown in the drawings.

From the foregoing description, taken in connection with the accompanying drawings, it will be seen that I provide an exceedingly simple, cheap and efficient suspensory of great comfort and convenience to the wearer, which may be readily and conveniently adjusted to meet all forms and conditions, and

which is free from the many objections incident to the use of the ordinary strap suspensory, particularly the chafing of the skin from direct contact of the attaching-straps, and parts, and their disarrangement while being worn.

Having thus described my invention, without having attempted to set forth all the forms in which it may be made, or all the modes of its use, I declare that what I claim and desire to secure by Letters Patent, is,—

1. A shirt-suspensory, comprising a shirt provided at its front marginal portion with a slot-opening and a separately-formed suspensory-bag, shoulder-straps secured to the shoulder portions of said shirt, and an adjusting cord secured to said suspensory-bag and to the shirt above said slot-opening and having its members suspended from said shoulder-straps.

2. A shirt-suspensory, comprising a shirt provided with a reinforced suspensory-bag at its front marginal portion and a reinforced slot-opening above said suspensory-bag, shoulder-straps secured to the shoulder portions of said shirt, and a suspending and adjusting cord secured to said suspensory-bag and having its members extending rearwardly between the legs of the wearer, thence upwardly and forwardly through said shoulder-straps and secured above said slot-opening.

3. A shirt-suspensory, comprising a shirt provided with a separately formed distended portion and a reinforced slot-opening above the median portion of said distended portion, shoulder-straps providing loop-eyes, a reinforcing element secured to said distended

portion and provided with eyeleted openings and an adjusting cord secured in said eyeleted openings and having its members passing through said loop-eyes and secured to the reinforcement above said slot-opening.

4. A shirt-suspensory, comprising a shirt provided at its front marginal portion with a suspensory-bag formed of a separate piece of material and provided with a border-band, a reinforcing-panel secured to and formed above said suspensory-bag and provided with a vertical slot-opening above the median portion thereof, shoulder-straps secured to shoulder portions of said shirt and provided with depending loops, and an adjusting cord secured to said suspensory-bag and having its members extending rearwardly between the legs of the wearer and thence upwardly and forwardly through said depending loops and secured to said reinforcing-panel.

5. A shirt-suspensory, comprising a shirt provided with a suspensory-bag, a reinforcing-panel above said suspensory-bag and provided with a vertical slot-opening and a plait above said slot-opening, shoulder-straps secured to the shoulder portions of said shirt and provided with depending loops of elastic material, and an adjusting cord secured to said suspensory-bag and having its members extending through said depending loops and secured to said plait of said reinforcing-panel.

In testimony whereof I have affixed my signature, in presence of two witnesses.

WILLIAM SAMUEL WOOTTON.

Witnesses:

M. C. FRANKLEY,
LAWRENCE S. DAVIS.