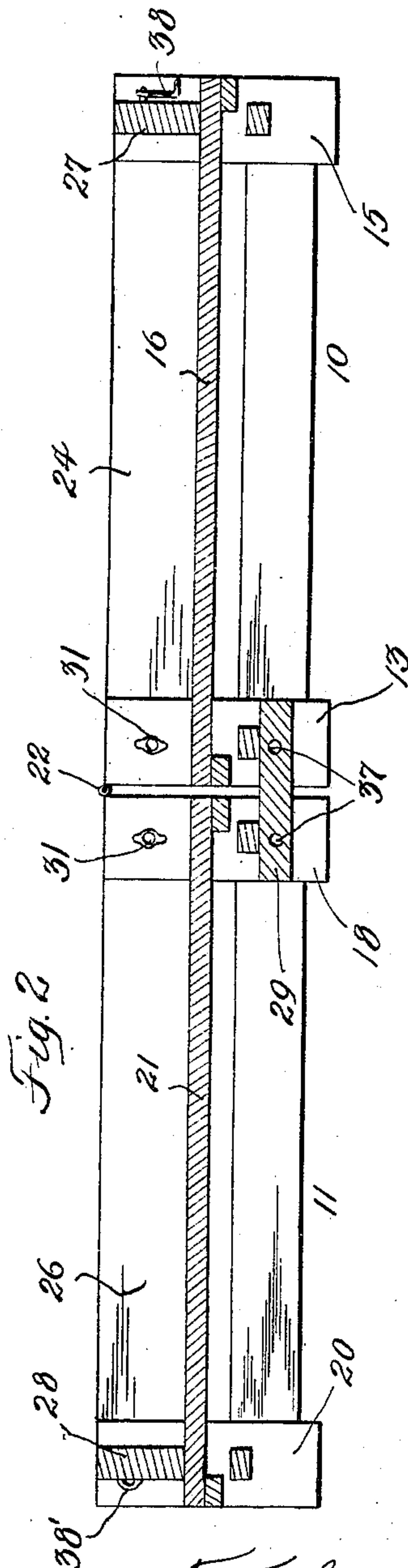
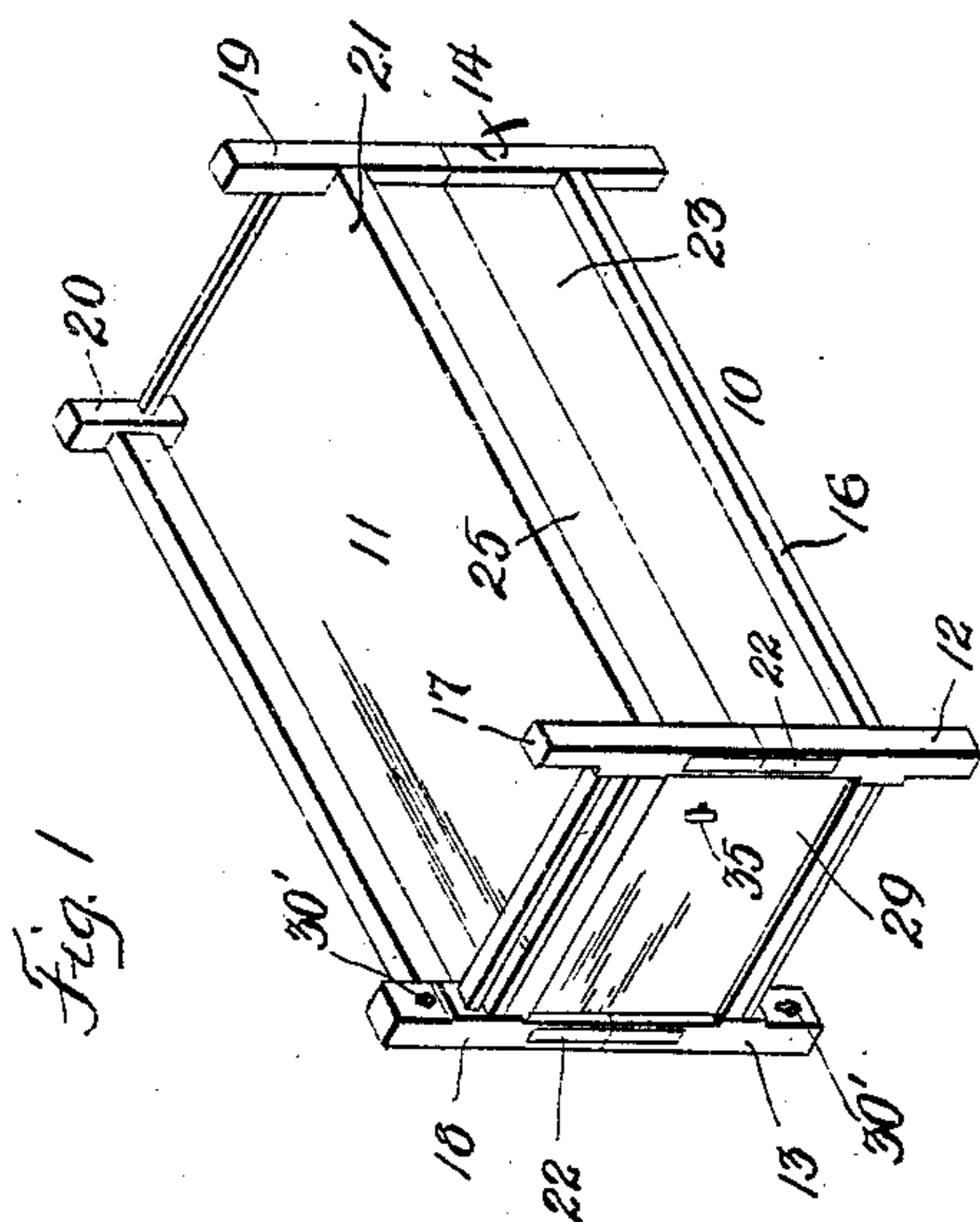
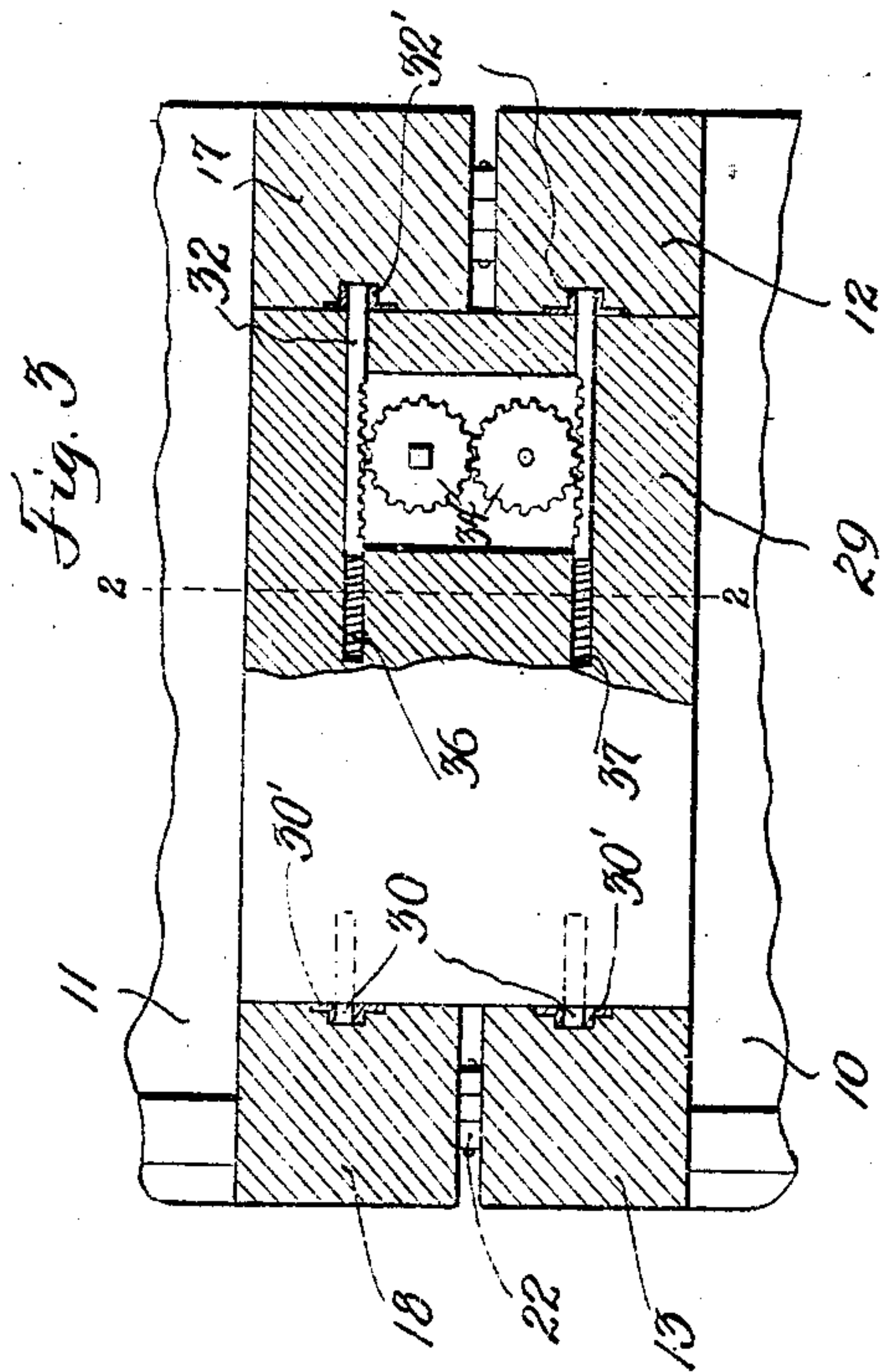


T. F. GULLIKSON.  
COMBINED COUCH AND SOFA.  
APPLICATION FILED FEB. 6, 1909.

924,659.

Patented June 15, 1909.



Witnesses

Jas. E. Dodge  
S. E. Dodge.

Inventor

T. F. Gullikson,

Beeler & Cobb

Attorneys



# UNITED STATES PATENT OFFICE.

TOSTEN F. GULLIKSON, OF NUMEDAHL, NORTH DAKOTA.

## COMBINED COUCH AND SOFA.

No. 924,659.

Specification of Letters Patent.

Patented June 15, 1909.

Application filed February 6, 1909. Serial No. 476,477.

*To all whom it may concern:*

Be it known that I, TOSTEN F. GULLIKSON, citizen of the United States, residing at Numedahl, in the county of Cavalier and State of North Dakota, have invented certain new and useful Improvements in Combined Couches and Sofas, of which the following is a specification.

This invention relates to convertible furniture, and has particular reference to a novel construction of sofa adapted by slight inconvenience to be converted into a couch or single bed.

For a full understanding of the invention, reference is to be had to the following detail description and to the accompanying drawings, in which—

Figure 1 is a perspective view of the device when in the form of a sofa; Fig. 2 is a longitudinal section of the same when arranged as a couch, and Fig. 3 is a fragmentary bottom plan, certain parts being in section, indicating a novel means for locking the sections of the couch in extended position.

Throughout the following detail description and on the several figures of the drawings similar parts are referred to by like reference characters.

This invention in its preferred embodiment comprises two substantially duplicate sections 10 and 11, hinged together so as to fold one on top of the other or to be extended in the same plane. The section 10 comprises corner posts 12, 13, 14, and 15, and a horizontal bottom 16. Likewise the upper section 11 comprises corner posts 17, 18, 19, and 20, and a panel 21, which constitutes the seat for the sofa and also a section of the bed bottom when the device is extended. Hinges 22 connect the corner posts 12 and 17, and 13 and 18, respectively.

When the device is arranged as a couch it is desirable to provide inclosing side pieces, represented by the members 23 and 24 for the section 10 and the members 25 and 26 for the section 11. Also the sections are provided with end pieces 27 and 28. By this arrangement it will be seen that when the device is folded there will be an open space at the hinged end of the couch, which for sake of neatness of appearance, and to properly inclose the articles of bedding or the like which may be contained within the structure, it is essential to provide a panel to close such opening. Such panel may be of any suitable construction, and herein indicated as

a rectangular member 29, having at one end a pair of lugs 30 adapted to be received in sockets 31 formed in or connected to the corner posts 13 and 18. The panel will also be provided with any suitable form of slidable bolts or lugs 32 for engagement in corresponding sockets formed in or connected to the corner posts 12 and 17. As an illustration of such movable bolts they are shown as consisting of members having rack teeth with which are engaged a pair of intermeshing pinions 34, by the operation of one of which by a key or handle 35 both of the bolts will be operated simultaneously for withdrawal thereof from the sockets in the posts 12 and 17 against the tension of coiled springs 36 seated in sockets 37. When the grasp of the operator on the handle 35 is released the springs 36 will cause the bolts 32 to be projected outwardly. By the construction thus far described for closing the opening there is provided a means for assisting in locking the couch closed. As an additional means one of the end members may be provided with a hook 38 for coöperation with a staple 38' carried by the other member.

When it is desired to convert the device into a couch the panel 29 will be removed from the position above described, the hook 38 will be withdrawn from the staple, and the upper member 11 lifted and turned over on the hinges 22, bringing the device into the position indicated in Fig. 2. To provide a place for disposal of the removable panel 29, and also to provide a positive locking means to prevent the possibility of the device closing, said panel may be employed in the manner indicated in Figs. 2 and 3 and can be made to interlock with the same corner posts, but at different points. The lugs 30, in this latter position, will engage in sockets 30' in the posts 13 and 18, and the bolts 32 will engage in corresponding sockets 32' in the corner posts 12 and 17. This arrangement will prevent relative movement between the pairs of end posts and also the movement of the section 11 with respect to the stationary section 10.

The details of construction may be varied to a great extent within the scope of this present invention, so long as the spirit thereof is not departed from.

Having thus described the invention, what is claimed as new is:

1. The hereindescribed convertible sofa and couch, comprising a pair of substantially



duplicate members hinged together at one end so as to fold one upon the other or to be extended lengthwise, said members having a plurality of side and end inclosing members and so disposed as to leave an opening at one end when folded, and a removable panel to close said opening, said panel being provided with lugs to interlock with the foldable members to hold all of the parts in proper position.

2. The hereindescribed convertible sofa and couch, comprising a plurality of substantially duplicate sections, each of said sections having upright corner posts, hinges connecting corresponding pairs of corner posts, the said sections having side and end members to inclose the same when the device is folded,

there being an opening left at the other end, and a panel removably fitted within said opening to close the same, said panel having a pair of lugs to interlock with one pair of corner posts and movable means to interlock with the other pair of corner posts adjacent thereto, said interlocking means being arranged to cooperate with the respective corner posts in either of the two positions of the device.

In testimony whereof I affix my signature in presence of two witnesses.

TOSTEN F. GULLIKSON.

Witnesses:

J. G. WEBSTER,  
A. G. ANDREWS.