

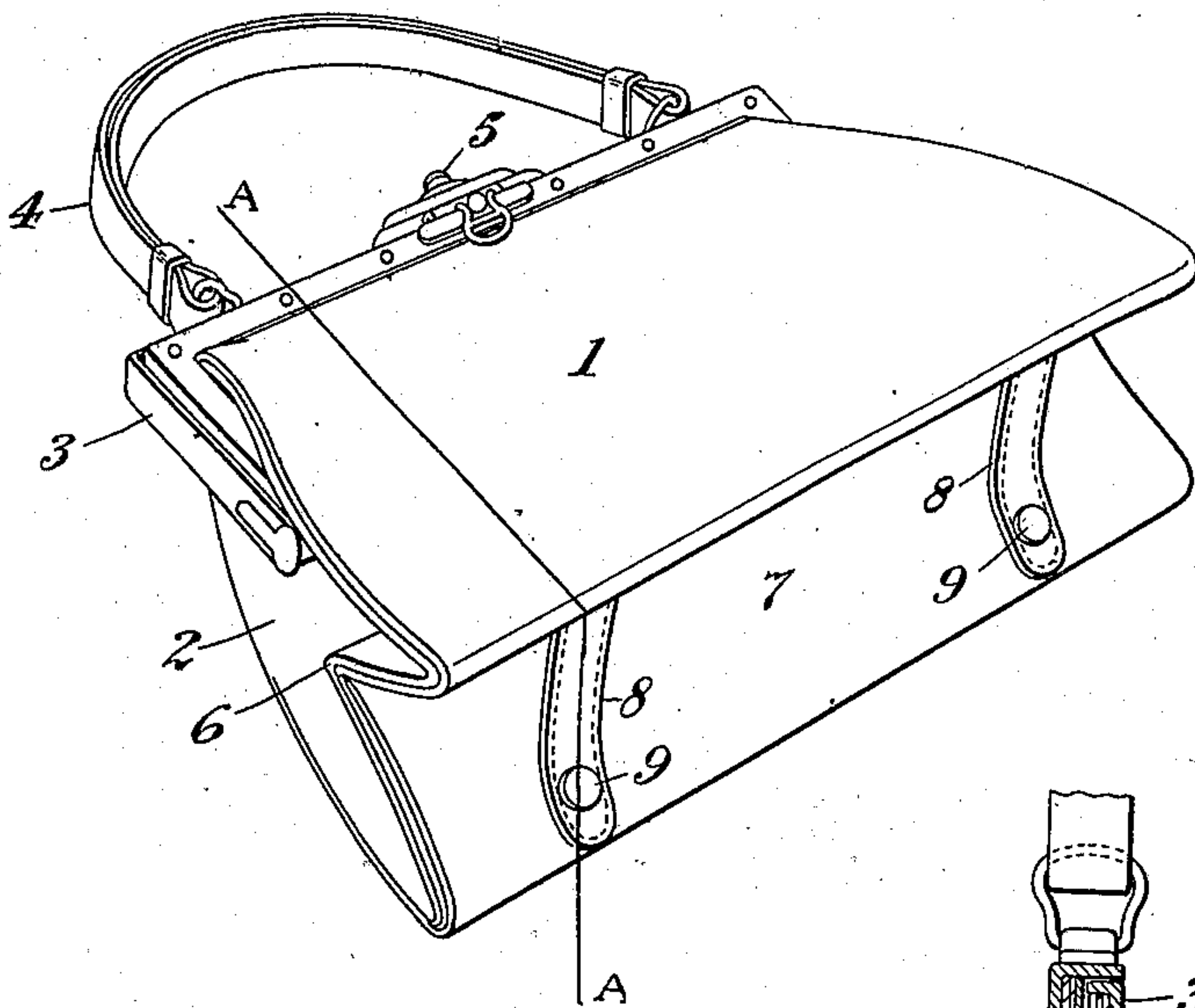
L. MERZBACH.  
HAND BAG.

APPLICATION FILED JAN. 12, 1909.

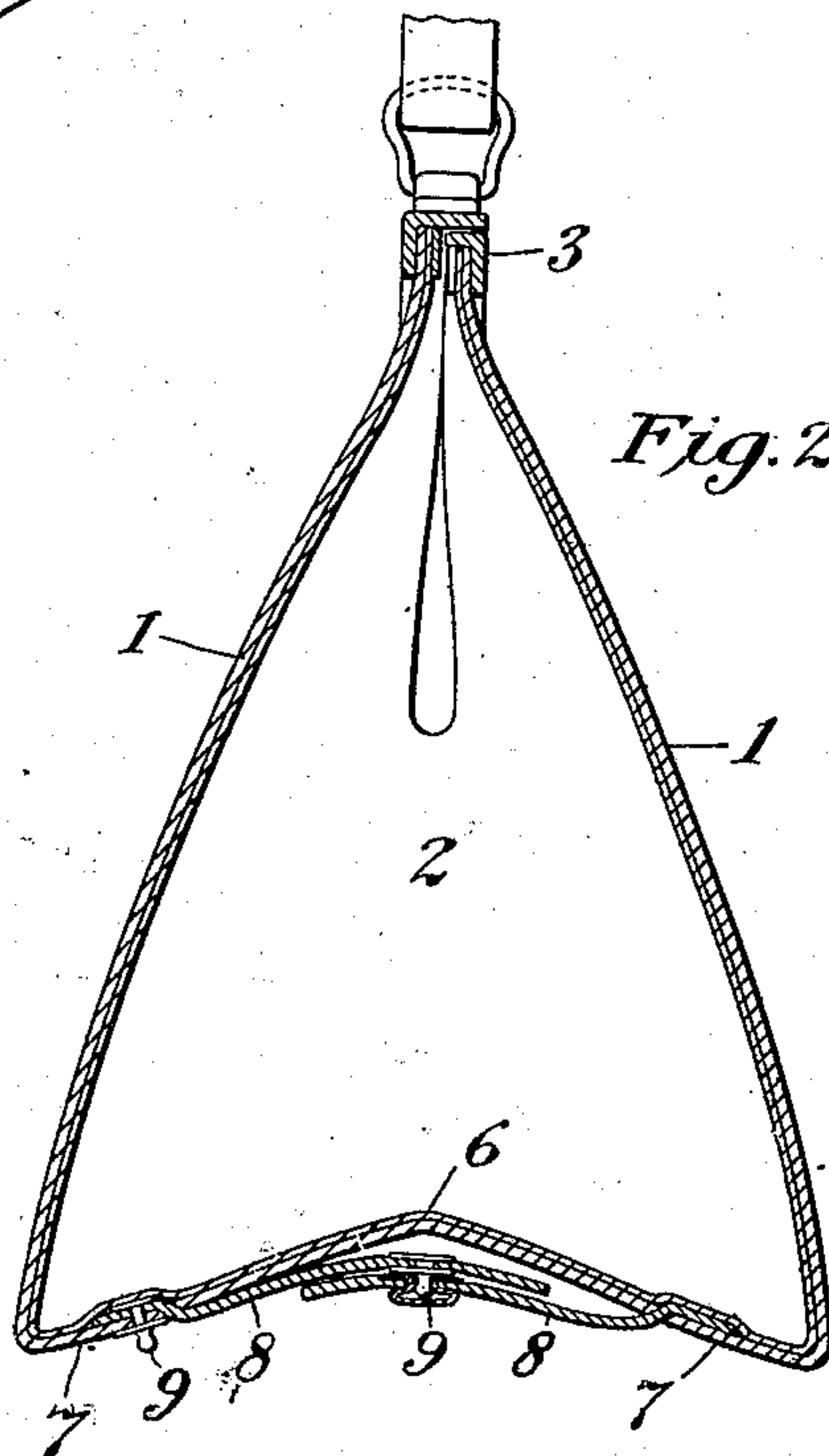
924,172.

Patented June 8, 1909.

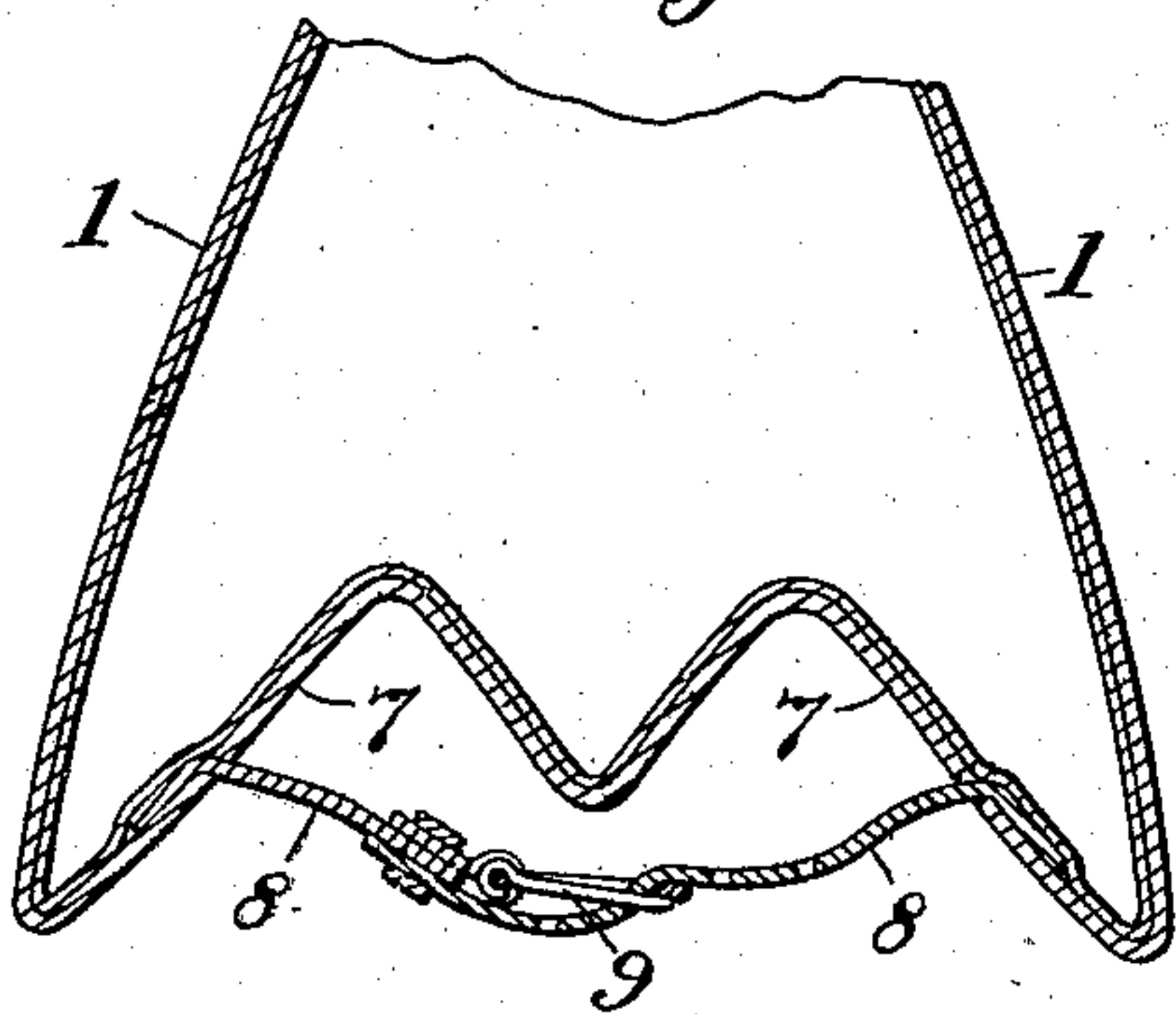
*Fig. 1*



*Fig. 2*



*Fig. 3*



Witnesses:

Willard Schwartz.  
Gertrude K. Brennan

Inventor:

by Louis Merzbach  
Hester Wittenhofer  
Attorney.



# UNITED STATES PATENT OFFICE.

LOUIS MERZBACH, OF NEW YORK, N. Y.

## HAND-BAG.

No. 924,172.

Specification of Letters Patent.

Patented June 8, 1909.

Application filed January 12, 1909. Serial No. 471,858.

*To all whom it may concern:*

Be it known that I, LOUIS MERZBACH, a citizen of the United States, and a resident of New York, county and State of New York, have invented certain new and useful Improvements in Hand-Bags, of which the following is a full, clear, and exact specification.

My invention relates to an improvement in hand or traveling bags, and has for its object to provide a bag which is adapted to have its width increased or diminished so as to allow the bag to be readily conformed in size to the size or bulk of its contents thereby securely holding them in place.

The invention consists in providing a bag with an expansible bottom member having suitable adjusting means whereby the width and carrying capacity of the bag may be varied at will; and it further consists in the combination and construction of the several parts, as will be hereinafter fully set forth.

In the accompanying drawings, forming a part of this specification, similar reference characters indicate corresponding parts throughout the several views.

Figure 1 is a perspective view of a bag embodying my invention; Fig. 2 is a section in elevation through the line A—A of Fig. 1; and Fig. 3 is a sectional view showing a modified form of the adjustable bottom member of the bag.

The bag may be made in any of the usual shapes, and is preferably constructed of leather or some other suitable flexible material. It consists of the side walls (1), end walls (2), frame (3), and may be provided with any suitable handle (4) and lock (5). The bottom is turned inwardly along a line (6) approximately midway between the side walls and parallel thereto, so as to form an expansible fold (7) in the lower portion of the bag. To the two sides of this fold (7) are suitably attached strips (8), opposite pairs of which are arranged to overlap each other respectively, and are adapted to be fastened together by means of fastenings (9) carried by said straps.

In Fig. 2 I have shown the straps provided at various points with the ordinary stud fastener (9) for the purpose of fastening the straps together.

In Fig. 3 I have shown the straps provided with a buckle for the purpose of fastening them together. It is not my intention, however, to limit myself to any particular means of fastening, as any of the ordinary means employed for this purpose may be used in carrying out my invention.

The extent of the spread of the bottom member of the bag may be increased by forming it in a series of expansible folds, as shown in Fig. 3.

Having described my invention, I will demonstrate the manner in which it operates. The spread of the bottom member of the bag is adjusted by means of the straps which are then fastened together so as to hold the bottom in any desired contracted or extended position. As the movement of the side and end walls of the bag is controlled by the movement of the bottom, the bag may thus be readily conformed in width to the dimension of its contents.

What I claim as my invention and desire to secure by Letters Patent is—

1. A hand bag comprising side and end walls, a longitudinally folded expansible bottom provided with oppositely located flexible adjusting members, each attached by one end to a portion of the bottom adjacent to the sides, and fastenings carried by said adjusting members adapted to secure the opposite pairs together externally of the bag, so as to adjust the width thereof.

2. In a hand bag the combination with an expansible bottom, of means for adjusting the expansion thereof comprising two or more straps or their equivalents arranged in oppositely located pairs, each attached by one end to a portion of the bottom member near the sides thereof, with its free end overlapping the free end of its companion strap, and provided with fastenings adapted to secure said straps together, said adjusting means operating externally of the bag.

LOUIS MERZBACH.

Witnesses:

LESTER F. DITTENHOEFER,  
C. METZGER.