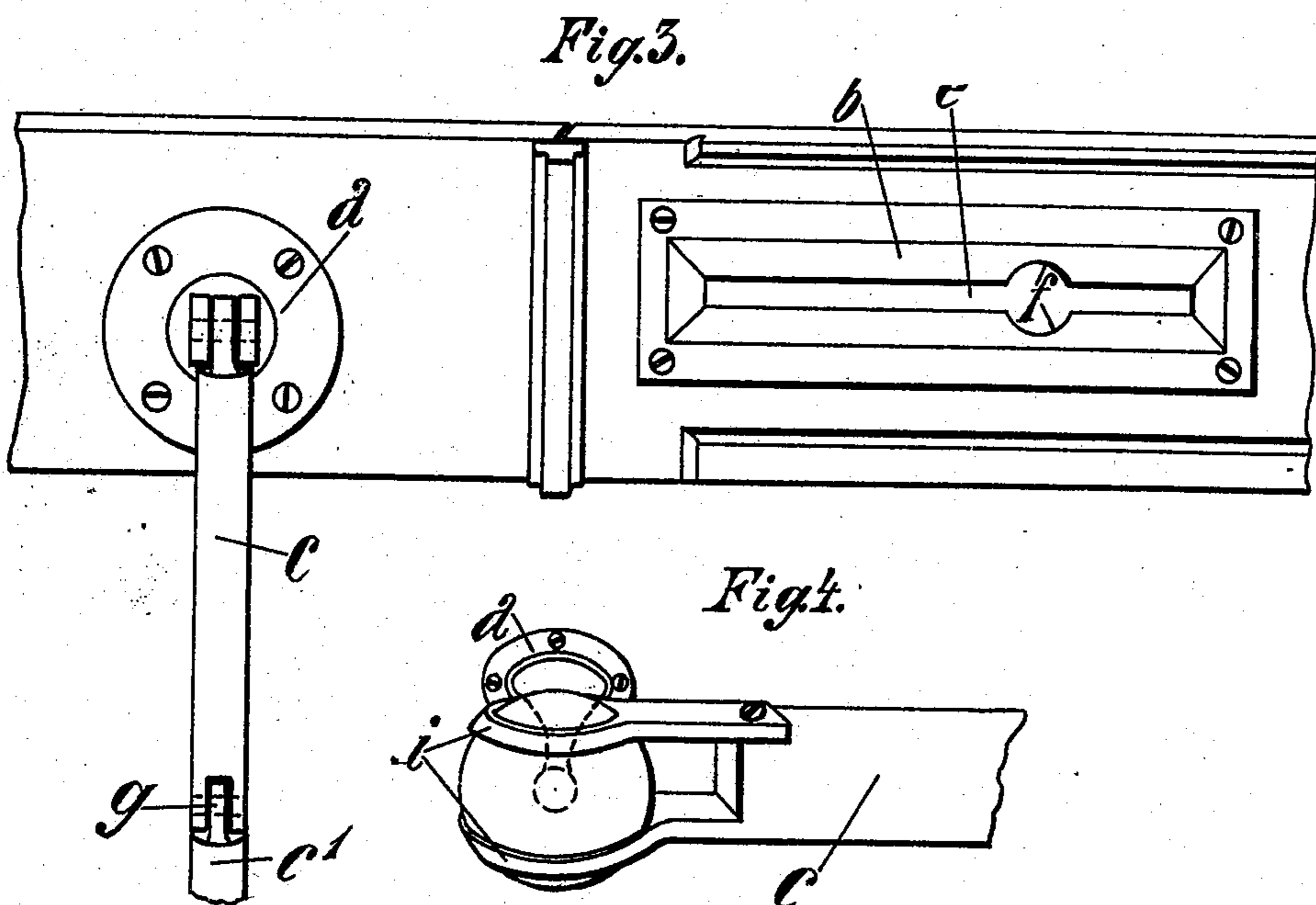
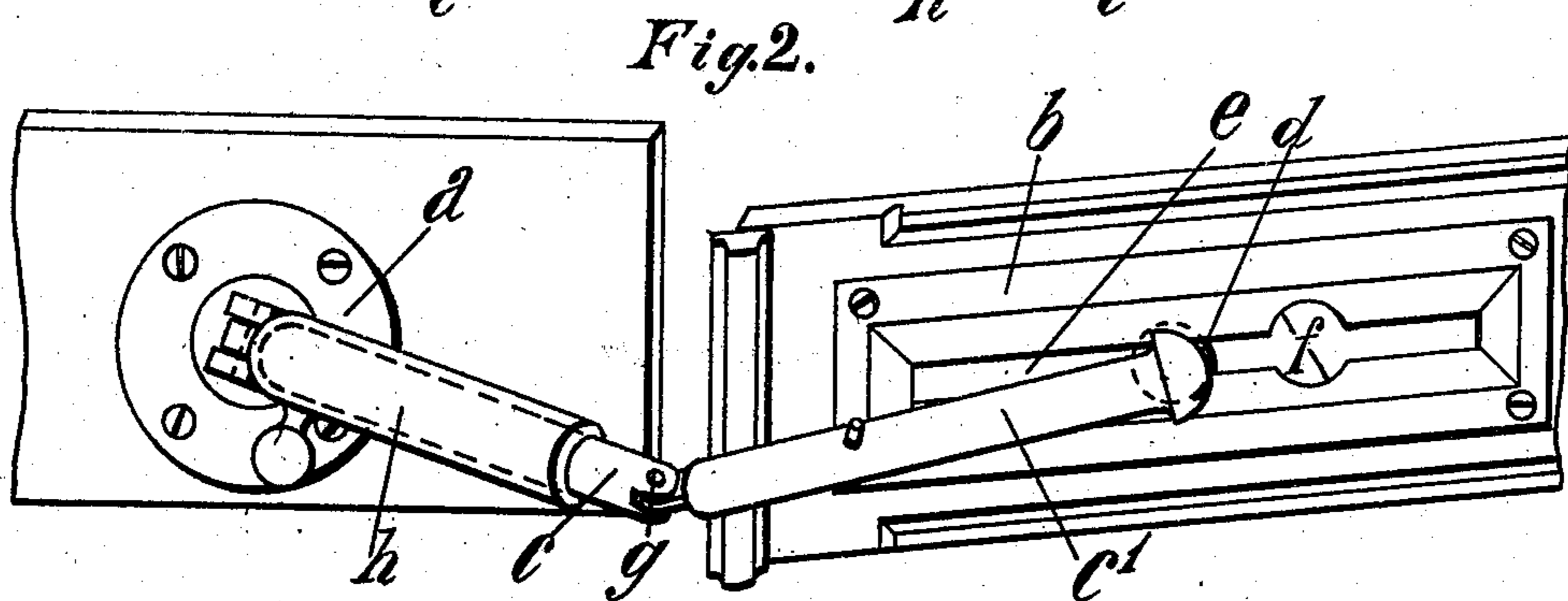
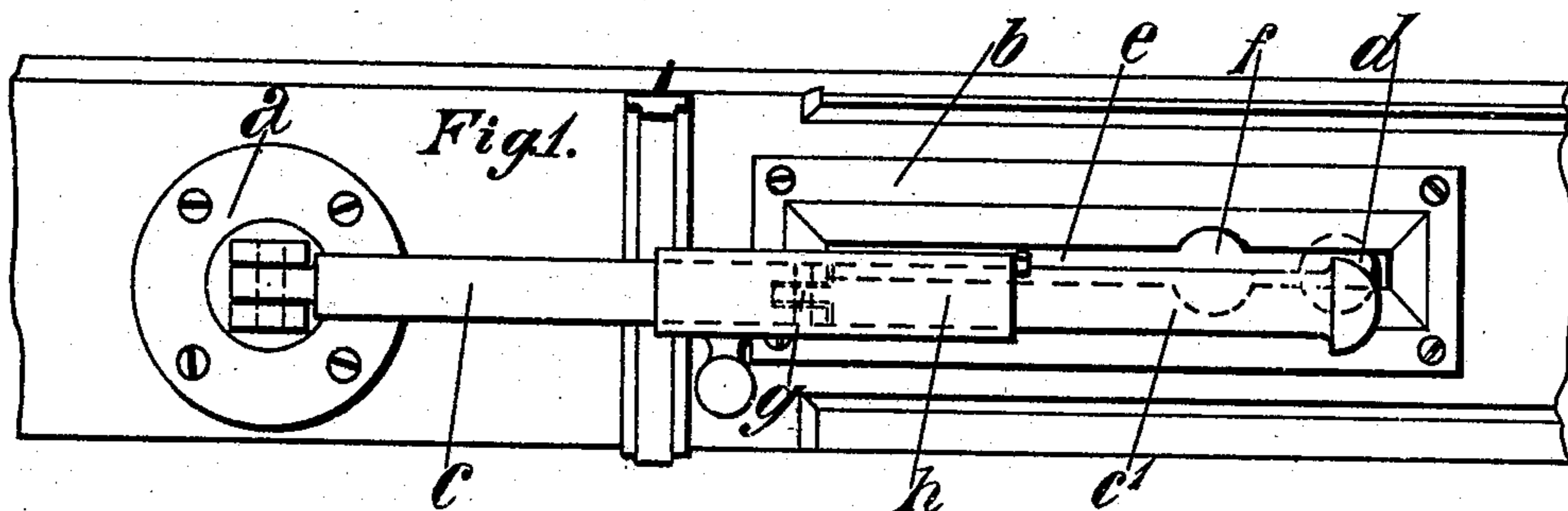


F. LOEV,
DOOR BOLT.

APPLICATION FILED NOV. 19, 1907.

924,081.

Patented June 8, 1909.



Witnesses.

Mr. Pastor.
W. Klink

Inventor.

Friedrich Loev

UNITED STATES PATENT OFFICE.

FRIEDRICH LOEV, OF HAMBURG, GERMANY.

DOOR-BOLT.

No. 924,081.

Specification of Letters Patent.

Patented June 8, 1909.

Application filed November 19, 1907. Serial No. 402,887.

To all whom it may concern:

Be it known that I, FRIEDRICH LOEV, a subject of the German Emperor, and resident of No. 48 Michaelisstrasse, Hamburg, Germany, have invented certain new and useful Improvements in Door-Bolts, of which the following is a specification.

The present invention relates to an improved door-bolt which allows a complete closing as well as a partial and a complete opening of the door. By simply pushing back a bolt, or slide, the pliant part of the locking-bar is allowed to operate, so that the door may be partially opened. When the door is to be opened completely for admitting persons the ball attached to one end of the bolt and which slides in a special guiding groove is taken out of an opening in the guide whereupon the door can be opened completely.

The accompanying drawing represents the invention.

Figure 1 is a perspective view of the invention as applied to a door or closure in locked position. Fig. 2 is a perspective view of the device in position to allow a partial opening of the door or closure. Fig. 3 shows the device whereby the locking-bar hangs downward. Fig. 4 is a modified form of the piece *a*.

This door-bolt is like the well-known door-chain, with the head piece *a* fastened to the door-post, or on folding doors to the one half of the latter, by means of screws or the like. The part *b* which has a guide *e* and opening *f* is affixed to the door. The locking-bar or bolt *c, c'* is attached to the head-piece *a* in such a manner that it may be moved in a vertical or horizontal direction. This locking-bar consists of two parts *c, c'* which are connected by a hinge *g*. When not in use the bolt hangs downward (Fig. 3) so that the door can be opened without difficulty. A ball *d* is affixed to the lower part *c'* of the locking-bar which ball can be moved in the guide *e* of the part *b* and can be taken out of said guide through the opening *f* only. If the door is to be closed so that it

cannot be opened from the outside, the ball *d* which is attached to the locking-bar *c, c'* is brought through the opening *f* into the guide *e* of the part *b* whereon by pushing the casing *h* over the knee-joint *g* a deflection of both the parts *c, c'* is prevented. (See Fig. 1.) If the door is to be partly opened, the casing *h* is slid away from the knee-joint *g* so as to allow the locking-bar *c, c'* to be flexed during which flexing the ball *d* travels in the guide without however, being freed therefrom. In order to open the door completely to admit a person, the ball *d* is brought opposite the opening *f* of the guide whereon the ball may be taken out of the latter and the door can be opened.

In order to enable an easy movement of the locking-bar in a vertical and horizontal direction, the head-piece *a* (Fig. 4) may be shaped as a ball on which two rings *i* carrying the locking-bar *c, c'* move. The knee-joint *g* may also be shaped in different forms in order to obtain an easy movement of the locking-bar.

I claim:

In a door-bolt for connecting the fixed and movable parts of a door the combination of a head-piece (*a*) fastened to the fixed part of the door, a locking-bar (*c, c'*) consisting of two parts connected with each other by a hinge, the one of the said parts being movably connected with the said head-piece, a post carrying a ball fixed to the other part, and at right angles to the said locking-bar, a guide fastened to the movable part of the door and having an opening (*f*) midway of the ends, said ball being adapted to slide in the said guide and to be taken out of the said opening when the door is to be opened completely, a sleeve (*h*) situated on one part of the locking bar and adapted to be pushed over the said hinge, substantially as and for the purposes set forth.

FRIEDRICH LOEV.

Witnesses:

M. PARTOR,
L. DAMM.