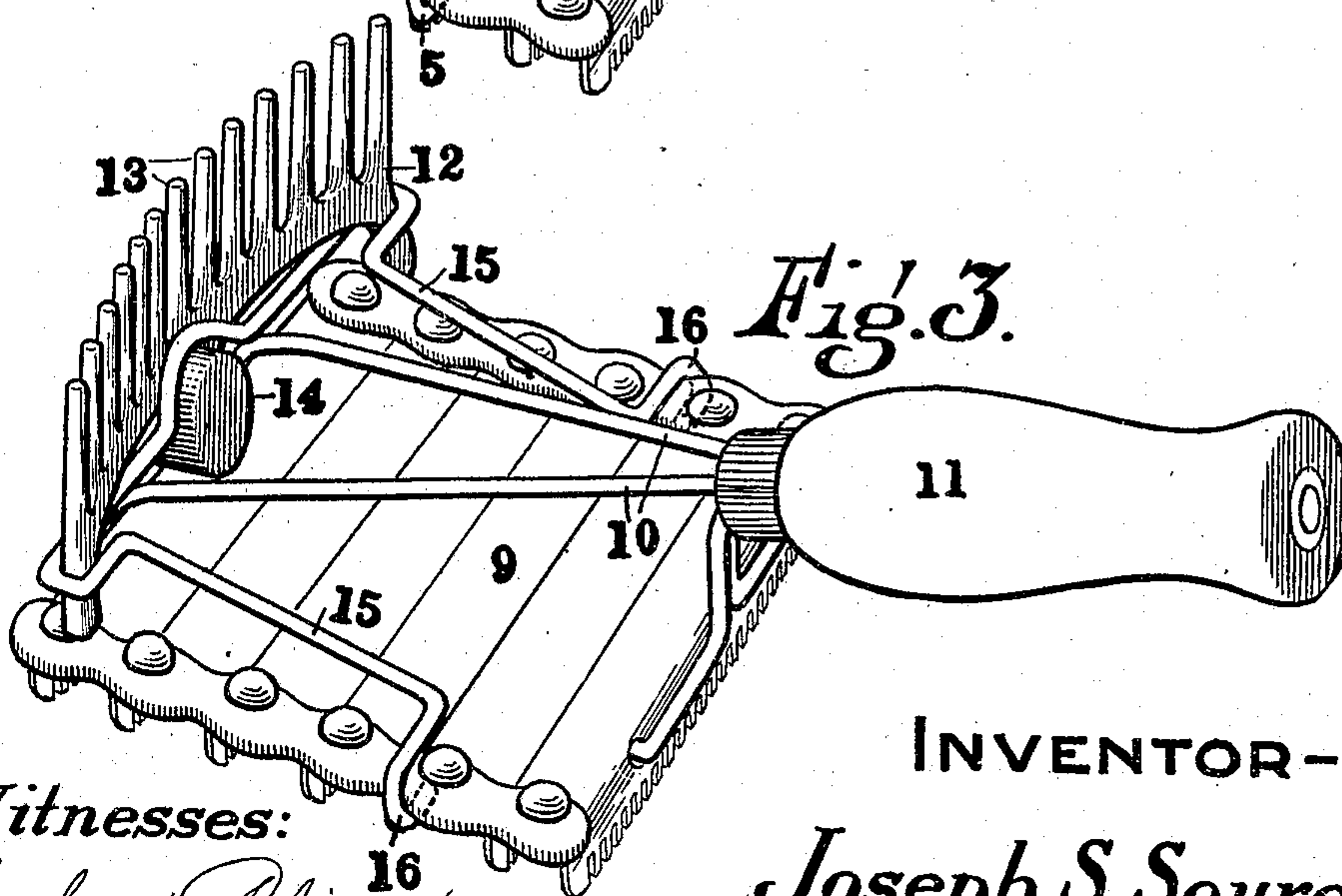
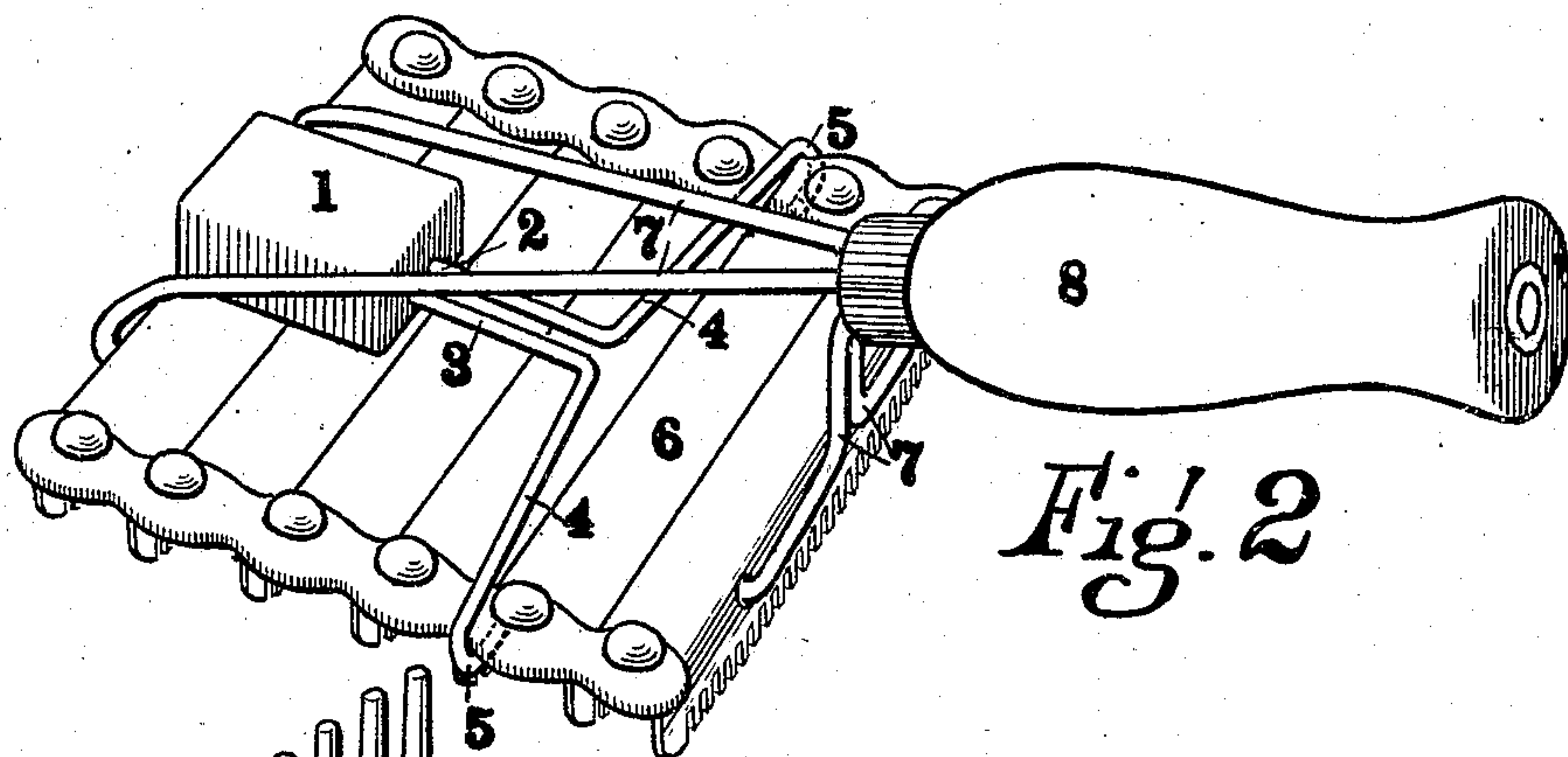
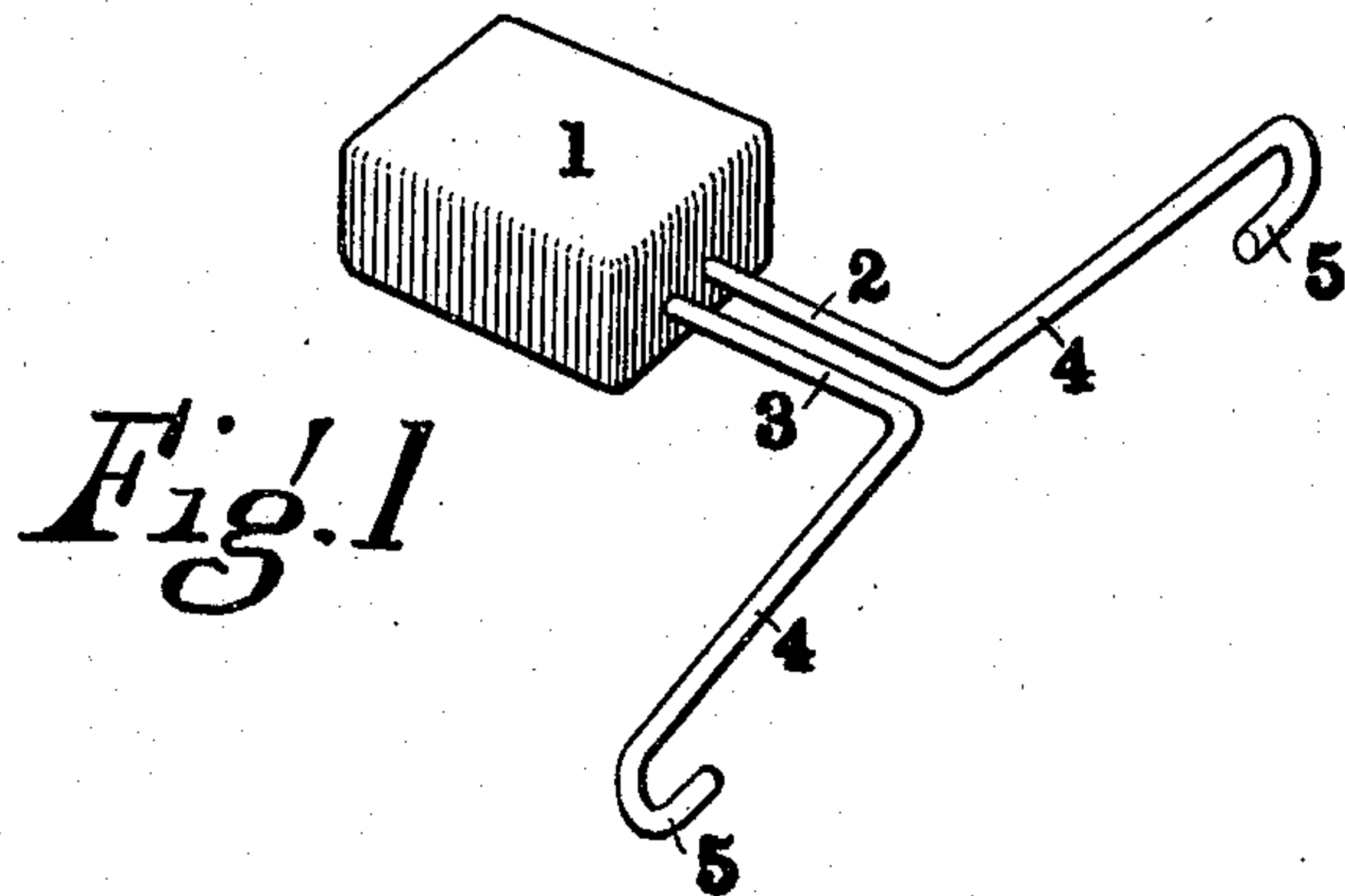


J. S. SOUREK.
ATTACHMENT FOR CURRYCOMBS, BRUSHES, &c.
APPLICATION FILED JULY 22, 1908.

924,010.

Patented June 8, 1909.



Witnesses:

Evelyn Blinn
Glenara Fox

INVENTOR—

Joseph S. Sourek,

By *C. E. Humphrey*
ATTORNEY.

UNITED STATES PATENT OFFICE.

JOSEPH S. SOUREK, OF BATH TOWNSHIP, SUMMIT COUNTY, OHIO.

ATTACHMENT FOR CURRYCOMBS, BRUSHES, &c.

No. 924,010.

Specification of Letters Patent.

Patented June 8, 1909.

Application filed July 22, 1908. Serial No. 444,771.

To all whom it may concern:

Be it known that I, JOSEPH S. SOUREK, a citizen of the United States, residing in Bath township, in the county of Summit and State of Ohio, have invented new and useful Improvements in Attachments for Currycombs, Brushes, &c., of which the following is a specification.

This invention relates to an attachment for use in connection with curry combs, brushes, etc., and the object thereof is to provide an improved hammer which can be so arranged in connection with a curry comb or brush that it will produce a sharp stroke of greater or less force on the comb or on a piece carried thereby to jar off from the teeth of the comb or the bristles of the brush the dust or other foreign substances which usually adhere to the same when the device has been used on an animal.

A further object of this invention is to make the device of such a form as to be capable of being detachably connected to any of the ordinary curry combs or brushes now in common use; whereby the device may be removed from a worn out brush or curry comb and be again remounted on another.

A still further object of this invention is to make the rear face of the hammer in the form of a comb whereby it may subserve the twofold purpose of jarring the dust and dirt from the curry comb or brush and also when desired may constitute a comb for combing the mane or tail of a horse.

With the foregoing and other objects in view, the invention consists in the novel construction, combination and arrangement of parts constituting the invention to be hereinafter specifically described and illustrated in the accompanying drawings which form a part hereof, illustrated by way of example in connection with a curry comb, but it is to be understood that changes, variations and modifications can be resorted to which come within the scope of the claims hereunto appended.

In the drawings in which similar reference numerals indicate like parts in the different figures: Figure 1 is a perspective view of one form of my improved device. Fig. 2 a perspective view of a curry comb with the device shown in Fig. 1 mounted thereon; and, Fig. 3 a perspective view of a curry comb with a device embodying my invention mounted thereon, said device having its rear face formed to constitute a comb.

Referring to the drawings in detail, the reference numeral 1 denotes a preferred form of hammer head to be used in connection with a curry comb or brush and which is constructed of some hard material such as cast iron from which preferably project a pair of rearwardly-extending wires 2 and 3 having their outer ends 4, 4, bent at approximately right angles to the main portions 2 and 3 and terminating in downwardly hook-shaped ends 5, 5. The members 2 and 3 are preferably constructed of heavy wire having sufficient resiliency to permit the ends 5, 5, to be sprung apart sufficiently to grip the sides of a curry comb or brush.

In Fig. 2 is shown a curry comb 6 provided with supporting wires 7, 7, connecting the curry comb to a handle 8. Mounted on the rear face of this curry comb is the device shown in Fig. 1, the two gripping ends 5, 5, being sprung around the lateral edges of the comb, whereby the device is properly supported thereon. It will be noted that the hooks 5, 5, are of such a size as to permit considerable freedom of movement of the hammer 1.

In Fig. 3 is shown a curry comb similar to that shown in Fig. 2 having a body portion 9 and supporting wires 10, 10, by which it is attached to a handle 11. The hammer illustrated in connection with the curry comb shown in Fig. 3 consists of a body portion 12 provided with integrally-formed teeth 13 and a hammer 14. The device shown in this figure is secured to the comb 9 by means of a pair of rearwardly-extending gripping wires 15, 15, provided with hooks 16, 16, which embrace the sides of the curry comb. The medial portion of the wires 15, 15, is wound around the body of the comb in such a manner as to firmly unite it to its supporting wires.

In operating the above described improvement, the operator gives to the comb a sudden short shake in a downwardly direction, which rapid movement of the operator's hand carries the comb quickly downwardly to the finish of the shake without the hammer simultaneously accompanying the same, so that the hammer will be for an instant relatively a short distance above the comb or brush, then at the finish of the downward shake of the comb and at the time of its sudden stoppage of movement, the hammer, by reason of its weight will impinge upon the back or other suitable portion thereof which

will so shock all the portions of the curry comb as to jar off from all of its parts the dust and other accumulations thereon. The one blow from the hammer while sufficient
5 to jar off the dust and dirt will be of such a character as not to contribute in the least to the injury of the comb or the loosening of its connection with the handle, which takes place where the comb is knocked against a
10 wall, floor or other object, as is customarily done.

What I claim and desire to secure by Letters Patent, is:—

1. A device for cleaning curry-combs, brushes, etc. comprising a hammer-head provided with a pair of rearwardly-extending complementary wires, the free ends of which are bent into inturned oppositely-disposed hooks to loosely grip the side edges of the
20 curry-comb or brush, whereby the body portion of said curry-comb or brush is held

therebetween, thereby supporting said hammer-head in a manner to permit vibratory movement thereof to allow it to strike said curry-comb or brush for jarring therefrom
25 accumulated dust and other foreign matter.

2. A hammer for curry combs, brushes, and the like having a hammer-head provided with rearwardly-extending wires having the ends thereof formed to constitute gripping
30 means for loosely engaging a curry comb or brush, said hammer-head having the rear face thereof provided with teeth to form a comb.

In testimony whereof I have hereunto set
35 my hand in presence of two subscribing witnesses.

JOSEPH S. SOUREK.

Witnesses:

C. E. HUMPHREY,
GLENARA FOX.