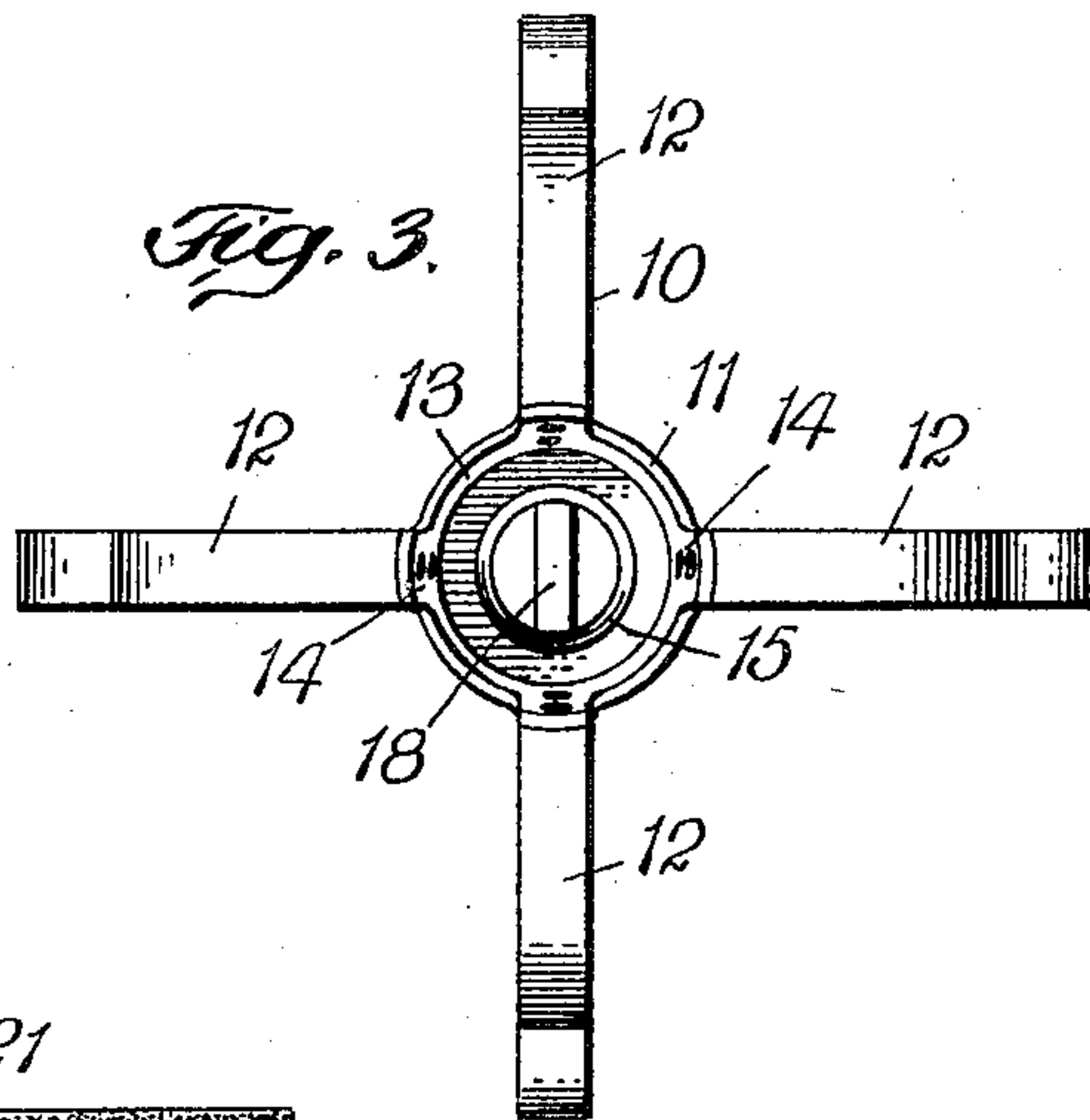
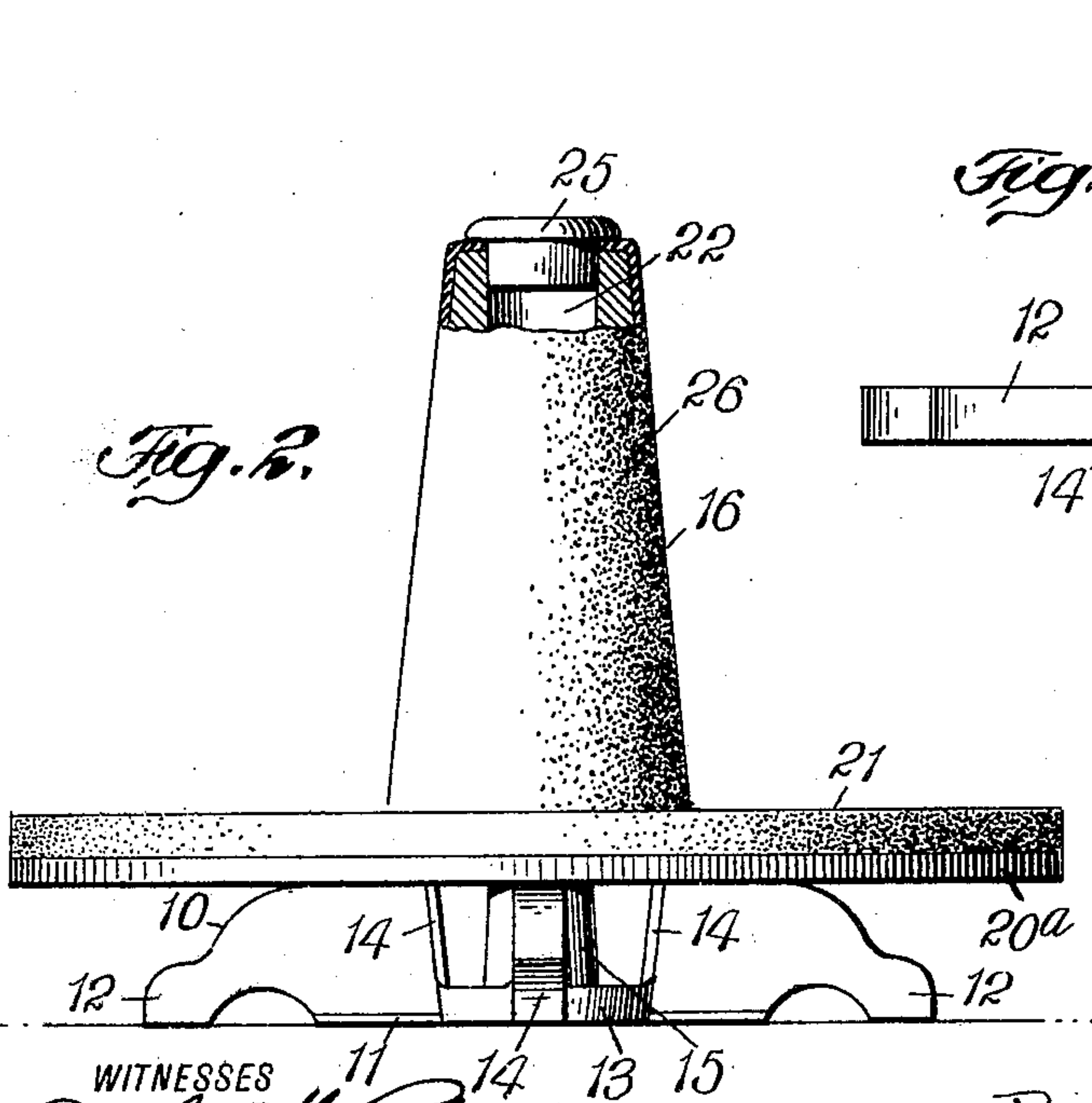
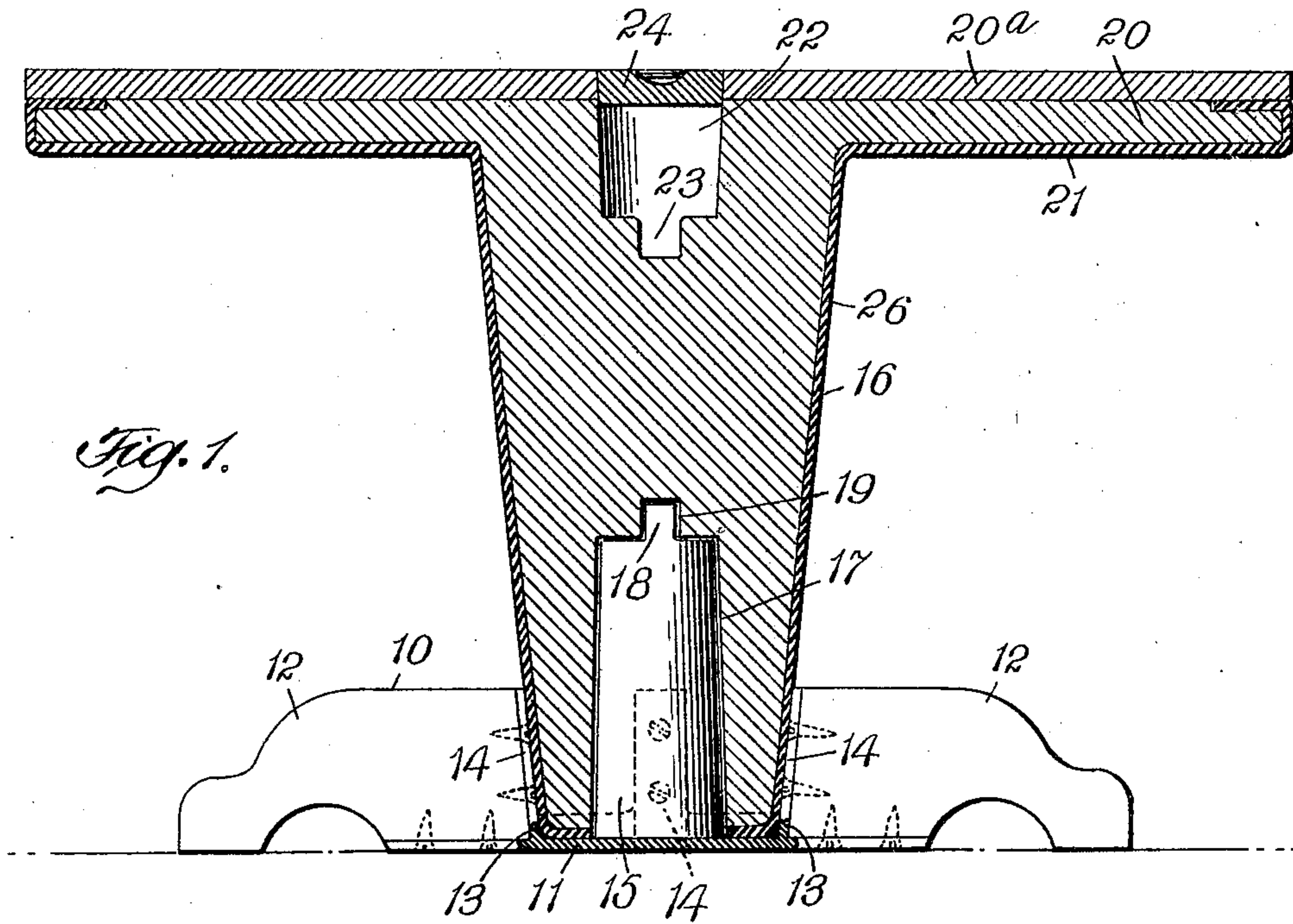


B. KATZENBERG.  
 CONVERTIBLE TABLE AND SETTEE.  
 APPLICATION FILED NOV. 30, 1908.

922,287.

Patented May 18, 1909.



WITNESSES  
*Julius H. Katz*  
 E. Kramer

INVENTOR  
 Berthold Katzenberg  
 BY  
*Priswell & Priswell*  
 ATTORNEY



# UNITED STATES PATENT OFFICE.

BERTHOLD KATZENBERG, OF NEW YORK, N. Y.

## CONVERTIBLE TABLE AND SETTEE.

No. 922,287.

Specification of Letters Patent.

Patented May 18, 1909.

Application filed November 30, 1908. Serial No. 465,390.

*To all whom it may concern:*

Be it known that I, BERTHOLD KATZENBERG, a citizen of the United States, and a resident of New York, county and State of New York, have invented certain new and useful Improvements in Convertible Tables and Settees, of which the following is a full, clear, and exact description.

This invention relates more particularly to an article of furniture which is adapted for use as a table or which may be made to answer the purpose of a seat.

Heretofore, in hotels, restaurants and the like it is necessary to provide a dining room which is used for no other purpose as it is not convenient or practicable to remove tables from the room. This results in the employment of valuable space for a single purpose, and particularly so in many of the larger hotels, but which might be utilized for the convenience of guests and for other purposes if it were possible to readily convert the space thus occupied to adapt it for other than dining purposes.

The primary object of the invention is to overcome the objectionable features referred to and to utilize the space of dining rooms very often useless for a large part of the time, and to permit the room thus occupied to be utilized for other purposes than simply serving meals, and to provide an article of furniture which may be utilized as a table for dining or like purposes, and which may be readily converted into an attractive article of furniture to serve as a settee or as a number of seats arranged around a central part which ordinarily serves as the main standard or support when the article is used as a table.

A further object of the invention is to provide a simple and easily constructed article of furniture which may be converted and utilized for different purposes, which may be made very attractive either as a table or when converted into another article, and which is so constructed that the conversion from one article into another may be readily made.

With these and other objects in view, the invention will be hereinafter more particularly described with reference to the accompanying drawings, which form a part of this specification, and will then be pointed out in the claims at the end of the description.

In the drawings, Figure 1 is a vertical section, partly in elevation, of one form of device embodying my invention, showing the

same when used as a table. Fig. 2 is a side elevation, partly in section, of the device when employed as a settee or like article; and Fig. 3 is a detail plan view of the detachable base.

The base 10 may be variously constructed and may comprise a main bracket or metallic member 11 from which project a plurality of legs or feet 12 which may be secured by screws or otherwise to the bracket member 11. The bracket member 11 may be provided with an upwardly-extending flange 13 forming an annular chamber which may be extended so as to be inclined or tapering by means of the upright parts 14 of said bracket, and centrally of the member or base 10 and extending upwardly therefrom is a post or part 15 which may project some distance above the base 10. A support, pillar, or upright 16 may have a recess 17 in one end thereof in which the post 15 is adapted to fit, and said post may have a reduced part 18 which is adapted to fit a slot or recess 19 for the purpose of holding the support or upright 16 from rotary movement within the base. This support 17 may be tapered so as to fit neatly within the chamber formed in the base member 11 and be properly supported between the sides of said member about the central post or device 15 so that the said support may be readily removed or placed in position.

The support 16 is provided with a head 20 having a table portion 20<sup>a</sup> of any desired form, and on one side of the table portion may be arranged a correspondingly shaped seat part 21 to which the table portion may be held and properly supported while in use. The support 16 may be provided with a recess or opening 22 in the end opposite the recess 17, and this recess may be provided with a smaller recess or slot 23 whereby the support may be removed from the base 10 and the post 15 and the table portion made to fit over the post so as to rest upon the legs or feet 12 as shown in Fig. 2 when it is desired to convert the table into an article serving as a settee or for seats in which the support 16 may be made to serve as a back and as an ornament. When used as a table the opening 22 may be closed by a cap or cover 24 of any desired form or character, and when the article is employed as shown in Fig. 2 a similar form of cap or a plug, as 25, may be employed to close the opening and serve as an ornament therefor, the latter being adapt-



ed to support a vase or other ornament. The support 16 as well as the part 21 may be upholstered or covered, as by the material 26, to not only make the device attractive, but also to be comfortable when used as a seat or for like purposes.

As will be seen when the support 16 is in the position shown in Fig. 1, a table is provided, and when it is desired to convert the table into another article, the table may be made to rest upon the feet 12 of the base 10 as shown in Fig. 2, thus serving as a settee or other article, which is not only attractive in appearance, but serves as a useful article of furniture.

It will be understood that the parts 20 and 21 may be made integral and that the form or shape of the article may be varied as desired, and that if desirable or necessary the base 10 may be covered with material to make the same attractive, and also to prevent the table face from being scratched when placed in the position shown in Fig. 2, and that the part 21 of the head 20 may be divided off into a number of separate seats.

From the foregoing it will be seen that a very useful and attractive article of furniture is provided which may be employed as a table or as a settee or similar article; that said device may be quickly and readily converted from one article to another so that space ordinarily used for one purpose may be utilized for other purposes, and that said article will cost little if any more than either one of the articles for which it is adapted to be used.

Having thus described my invention, I claim as new and desire to secure by Letters Patent:—

1. An article of furniture, comprising a base, a post projecting upward from said base, a reversible support provided with a recess in its upper and lower surfaces, each adapted to receive the post, whereby a table is provided in one position of the support and a seat in the reversed position thereof.

2. An article of furniture comprising a base, a reversible support, means on the upper and lower surfaces of said support for removably mounting the same on said base, whereby a table is provided in one position of the support and a seat in the reversed position thereof.

3. An article of furniture comprising a base, a reversible support, means on the upper and lower surfaces of said support for removably mounting the same on said base whereby a table is provided in one position of the support and a seat in the reversed position thereof, and means for holding said

support in either position against rotary movement.

4. A convertible table and settee, comprising a base having feet, and a bracket to which the feet are secured, a post projecting upward of said base centrally of the bracket, a support having a recess adapted to fit over the post and having a connection with the post whereby said support is held against rotary movement, said support having a recess opposite the other recess and in line therewith, and a head having a table surface on one side and a seat surface on the other, whereby said head by inverting the support may be used either as a table or as a settee.

5. An article of furniture, comprising a base having feet and a bracket to which the feet are secured, a post projecting upward from said base centrally of the bracket, a support adapted to fit over the post, and a head having a table surface on one side and a seat surface on the other whereby said head by inverting the support may be used either as a table or as a seat.

6. An article of furniture, comprising a base, a post projecting upward from said base, a support adapted to fit over the post and be detachably held thereto, and a head having a table surface on one side and a seat surface on the other.

7. An article of furniture, comprising a base having feet, a post projecting upward from said base centrally of the bracket, a detachably held support having a recess adapted to fit over the post and having a connection with the post whereby said support is held against rotary movement, said support having a recess opposite the other recess and in line therewith, and a head having a table surface on one side and a seat surface on the other, said seat surface and the support being upholstered for the purpose described.

8. An article of furniture, comprising a base having feet, and a bracket to which the feet are secured, a post projecting upward from said base centrally of the bracket, a support having a recess at one end adapted to fit over the post and be detachably held thereto, said support having a recess opposite the other recess, a head having a table surface on one side and a seat surface on the other, and a device for closing the outer end of either of the recesses, according to the position of the support and head.

This specification signed and witnessed this 27th day of November A. D. 1908.

BERTHOLD KATZENBERG.

Witnesses:

W. A. TOWNER, Jr.,  
E. KRANCER.