

A. L. STRAWN & F. C. SPENCER.

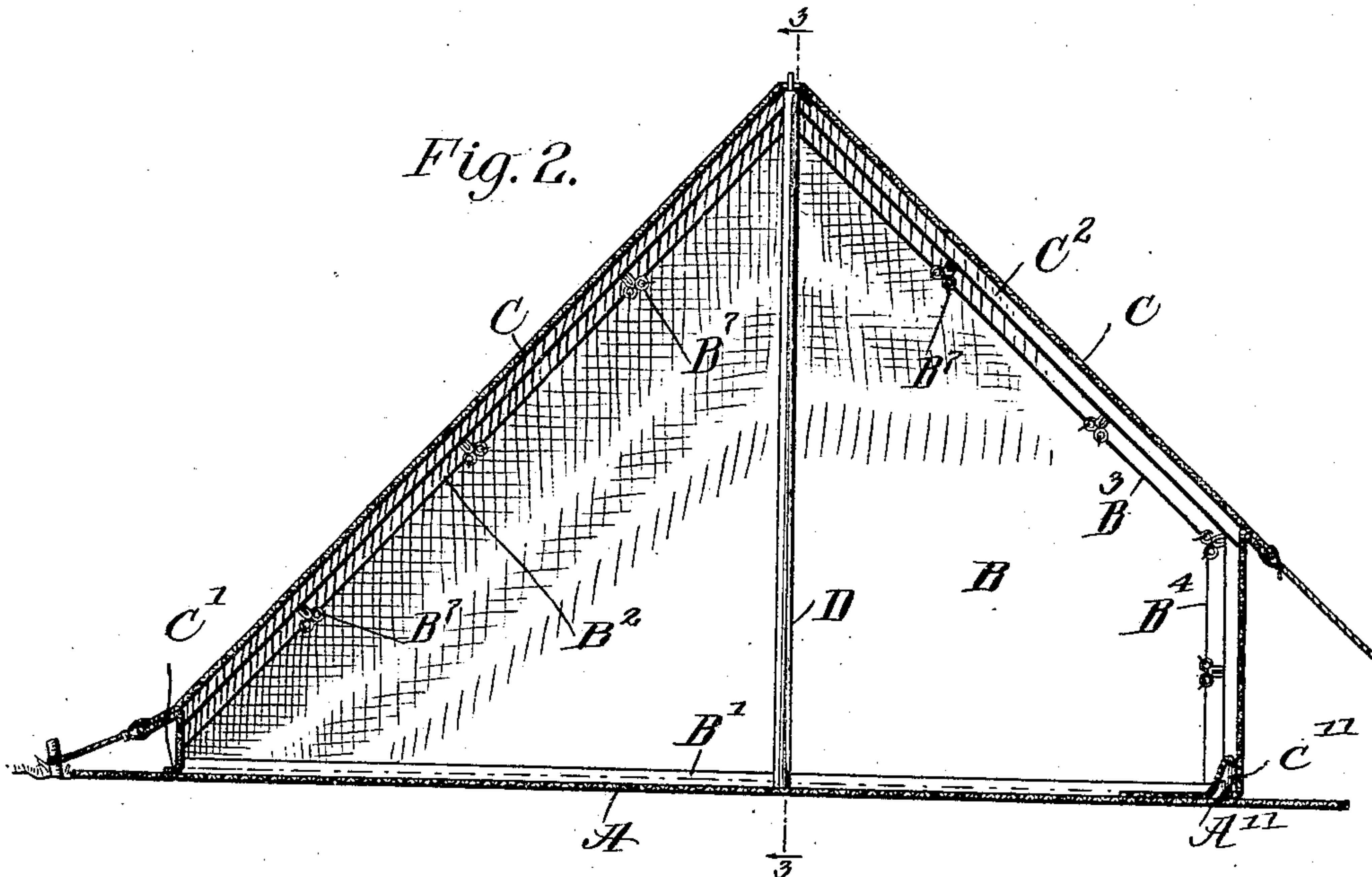
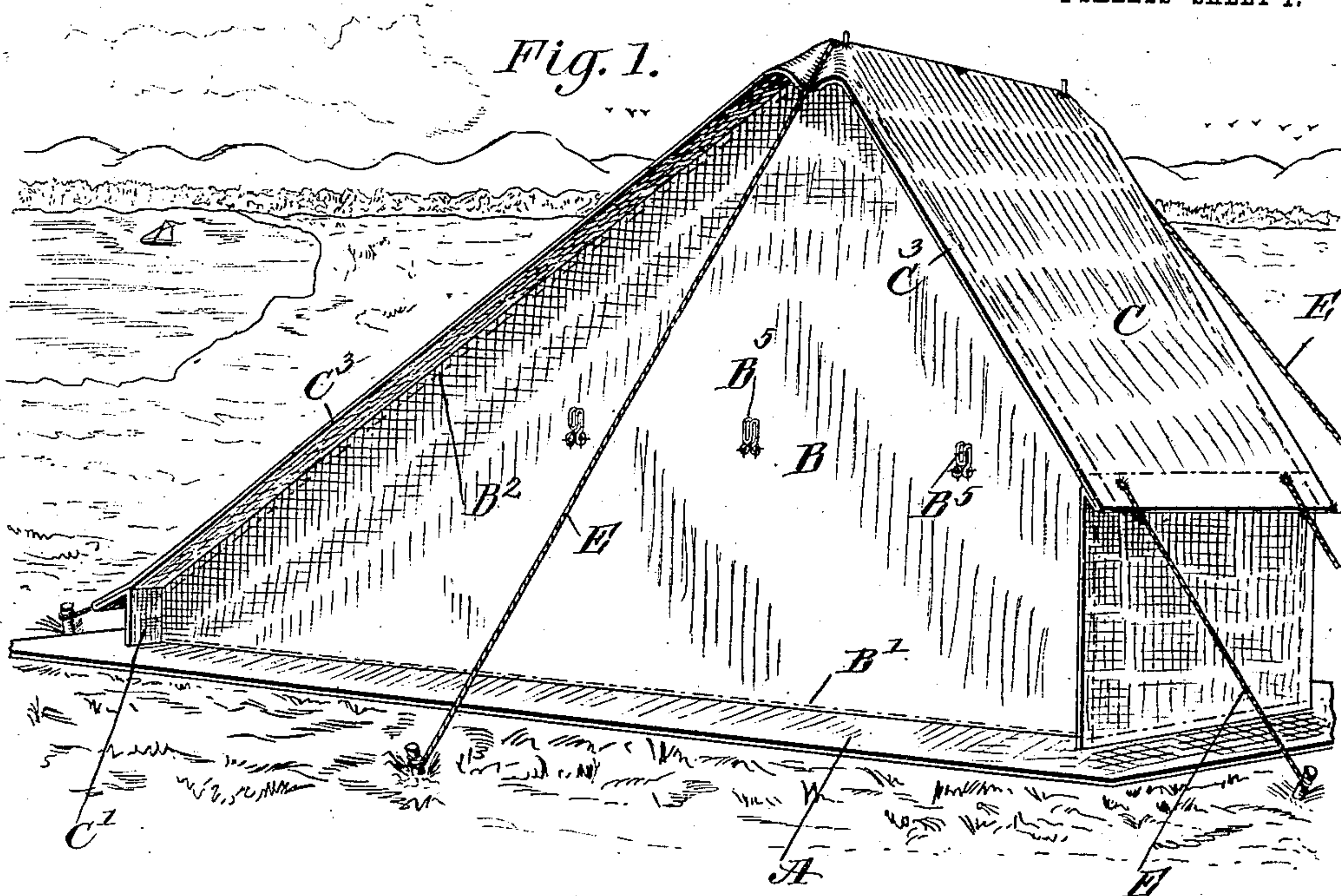
COMBINATION TENT BAG.

APPLICATION FILED SEPT. 8, 1907.

921,751.

Patented May 18, 1909.

2 SHEETS—SHEET 1.



WITNESSES

Samuel E. Wade
Perry B. Surpin

INVENTORS
ALFRED L. STRAWN
FRANK C. SPENCER
BY *Munn & Co.*
ATTORNEYS.

A. L. STRAWN & F. C. SPENCER.

COMBINATION TENT BAG.

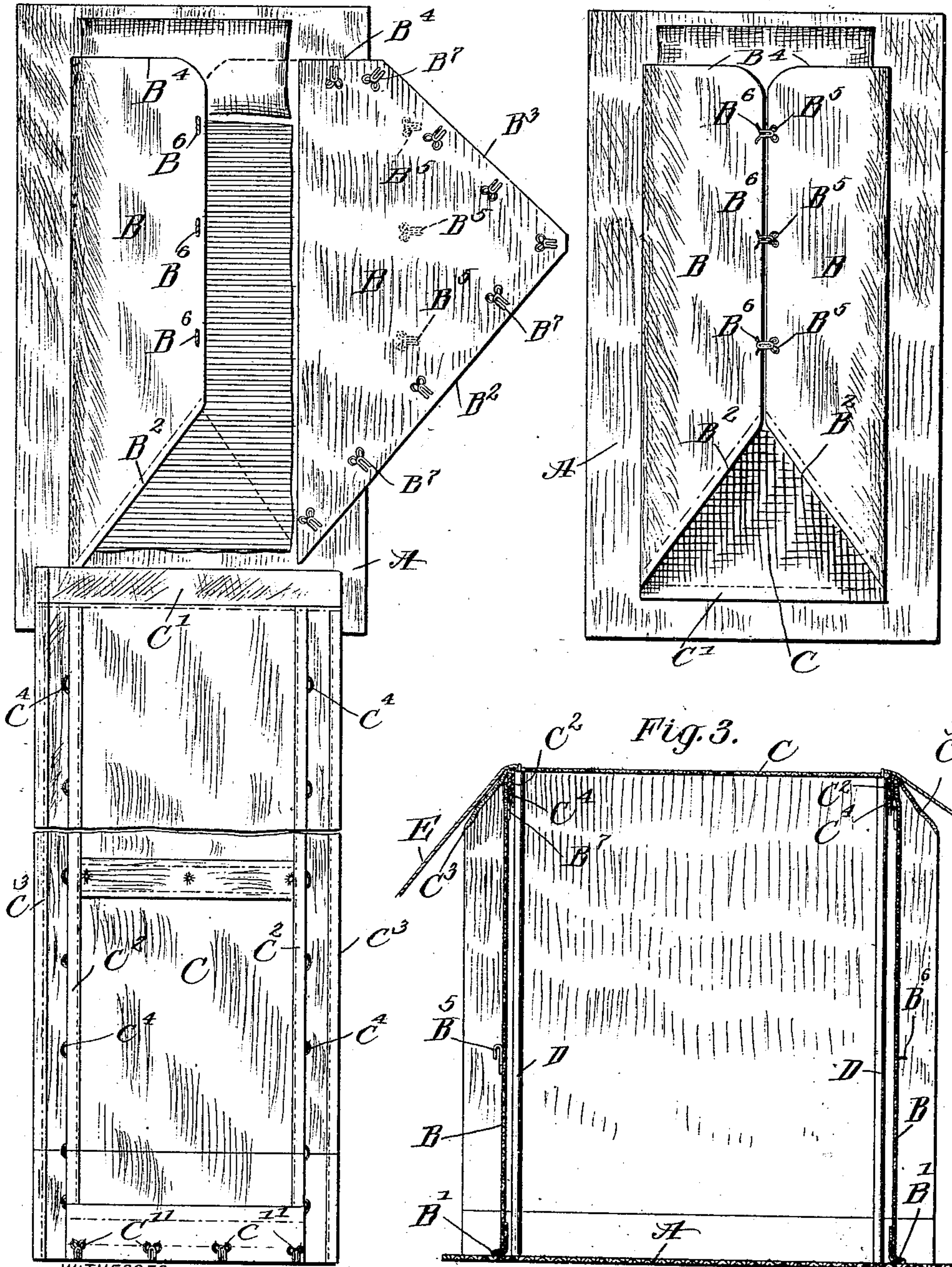
APPLICATION FILED SEPT. 9, 1907.

921,751.

Patented May 18, 1909.

2 SHEETS—SHEET 2.
Fig. 5.

Fig. 4.



WITNESSES

Samuel E. Wade

Carroll B. Surpin

INVENTORS
ALFRED L. STRAWN
FRANK C. SPENCER
BY *Munn & Co.*
ATTORNEYS.

UNITED STATES PATENT OFFICE.

ALFRED L. STRAWN AND FRANK C. SPENCER, OF MONTE VISTA, COLORADO.

COMBINATION TENT-BAG.

No. 921,751.

Specification of Letters Patent.

Patented May 18, 1909.

Application filed September 9, 1907. Serial No. 392,060.

To all whom it may concern:

Be it known that we, ALFRED L. STRAWN and FRANK C. SPENCER, citizens of the United States, and residents of Monte Vista, in the county of Rio Grande and State of Colorado, have invented certain new and useful Improvements in Combination Tent-Bags, of which the following is a specification.

This invention is an improvement in tent bags and has for an object to provide a construction adapted to be used as a tent or sleeping bag; and the invention consists in certain novel constructions and combinations of parts as will be hereinafter described and claimed.

In the drawings, Figure 1 is a perspective view of the device erected for use as a tent. Fig. 2 is a vertical longitudinal section thereof. Fig. 3 is a cross section on about line 3—3 of Fig. 2. Fig. 4 is a plan view illustrating the tent with the top or cover portion opened lengthwise beyond the base cloth, and one of the sides folded in over the bedding and the other side opened out in full lines and folded in dotted lines, and Fig. 5 illustrates the cover folded up under the sides when the construction is used for a sleeping bag.

The construction as shown comprises a base or floor cover A, to which are stitched at B' the lower edges of the sides B. These sides B having long sloping edges B², the short sloping edges B³, and the vertical edges B⁴, the latter extending at right angles to the direction of the length of the base cloth A in such manner as to form a square or straight line across the end of the side pieces when they are adjusted for use as a sleeping bag, as shown in Fig. 4 of the drawings.

It will be noticed that the sides are secured to the base or floor cloth at a point in from the side edges thereof so the floor cloth will extend beyond the sides, and the cover C is secured at one end at C' to the floor cloth at the ends of the side pieces opposite the vertical edges thereof, the floor cloth being elongated in the direction from said vertical edges toward the point of connection of the cover to adapt it for sleeping bag purposes when the parts are adjusted as shown in Fig. 4. The cover C is secured at C' slightly in from the end of the floor cloth, and is of such length as to extend over the sides B to the opposite end of the floor cover from that to which the cover is secured at C' and the tent

is held extended by the poles D, and the tent cords E, as will be understood from Figs. 1, 2, and 3 of the drawings. The cover C is provided on its under side with longitudinal flaps C², set in from the opposite edges of the cover thus forming the outer flaps C³, and the flaps C² extend down within the tent and along the inner edges of the sides B, and are supplied with loops or eyes C⁴ for engagement by the hooks B⁷ on the sides B when the tent is erected for use as shown in Figs. 1, 2, and 3. The cover is also provided at its end opposite the connection C' with hooks C¹¹ to engage with loops or eyes A¹¹ on the floor cloth.

One of the side pieces B is provided between its upper and lower edges with hooks B⁵, which may be engaged with loops B⁶, on the other section when the construction is adjusted for use as a sleeping bag, as will be understood from Figs. 4 and 5 of the drawings.

It will be noticed that we provide a tent in which the side pieces are of such length relatively to the floor cloth to form a cover in the use of the device as a sleeping bag. Before turning the sides in over the cover the latter is brought forwardly over the floor cloth, and then folded back after which the sides are brought in and secured, the fastening which secures the sides together being arranged midway between the edges of said sides so that the latter are also doubled when they are folded to the position shown in Fig. 5.

Poles may be employed for holding the tent extended, as shown in Figs. 1 and 2, or a rod may be secured to the top of the tent and drawn over a limb and used to pull the tent up, the tent being especially designed for use in the forestry service.

We claim—

1. A tent comprising a base or floor cloth, a cover cloth secured to the floor cloth near one end thereof, oppositely disposed sides secured at their lower edges to the floor cloth, each side having a vertical edge at the end opposite the end to which the cover is secured and extending at approximately right angles to the direction of the length of the floor cloth, a short sloping edge extending from the vertical edge, and a longer edge extending from the short edge to the end of the floor cloth nearest the cover cloth.

2. A tent comprising a floor cloth, sides secured to the floor cloth in spaced relation to the ends thereof whereby to form free flaps

at each end of the floor cloth, a cover having
one end secured to the floor cloth in spaced
relation to one side, eyes on the other side of
the floor cloth spaced apart from the edge
5 hooks on the cover for engaging the eyes,
eyes on the side edges of the cover and hooks
on the edges of the sides for engaging the
eyes to detachably secure the parts together,
a transverse series of hooks on one end and
10 a transverse series of eyes on the other for
engagement by the hooks, whereby to con-
nect the ends to form a bag with the cover
and the floor cloth, the free edges of the
floor cloth being adapted to be folded on the
15 cover and ends for the purpose set forth.

3. A tent comprising a floor cloth, sides
secured to the ends of the floor cloth inside
the edge thereof whereby to form a flap, a
cover having one end secured to one side of
the floor cloth and the other end detachably 20
connected with the opposite side thereof the
connection between the ends of the cover
and the floor cloth being inwardly from the
edges of the said floor cloth for the purpose
set forth.

ALFRED L. STRAWN.
FRANK C. SPENCER.

Witnesses:

J. W. CONANT,
A. A. PARKER.