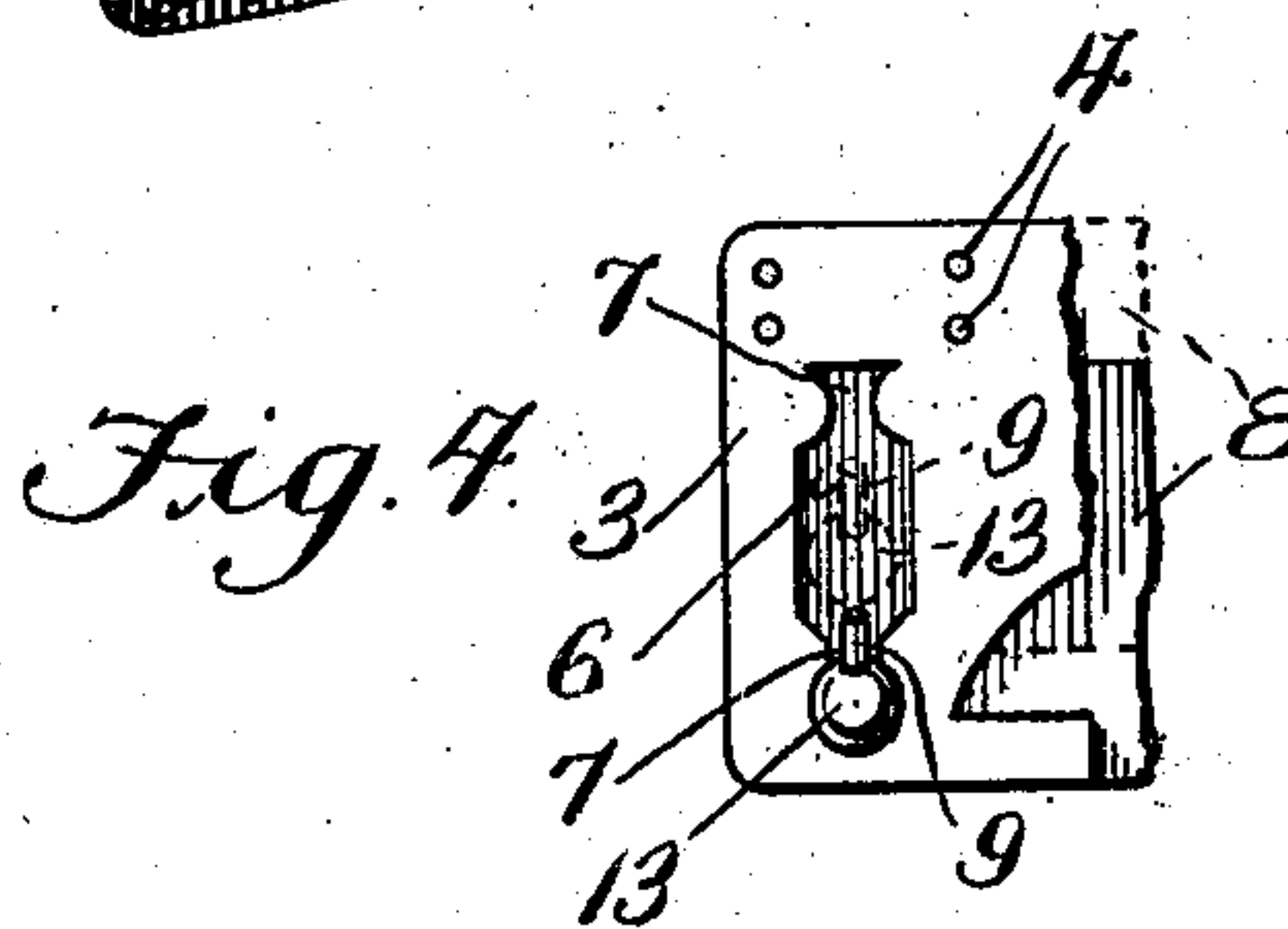
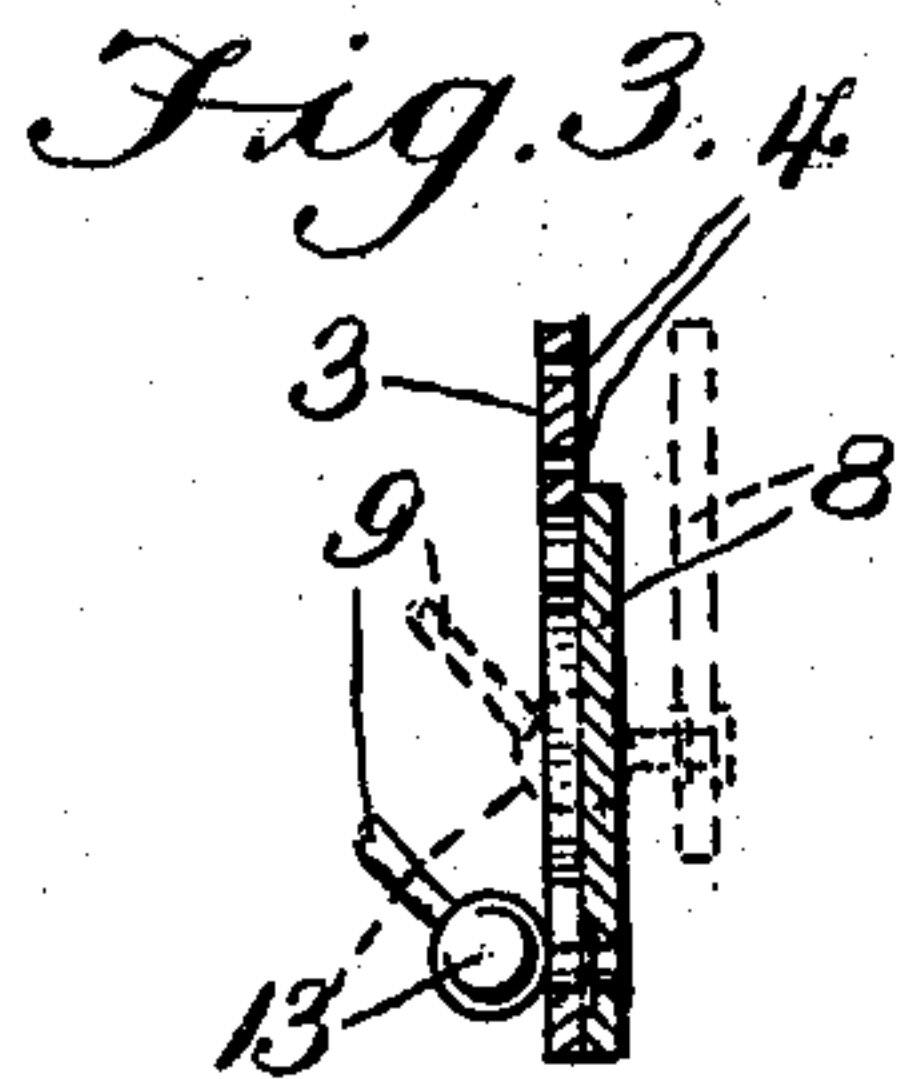
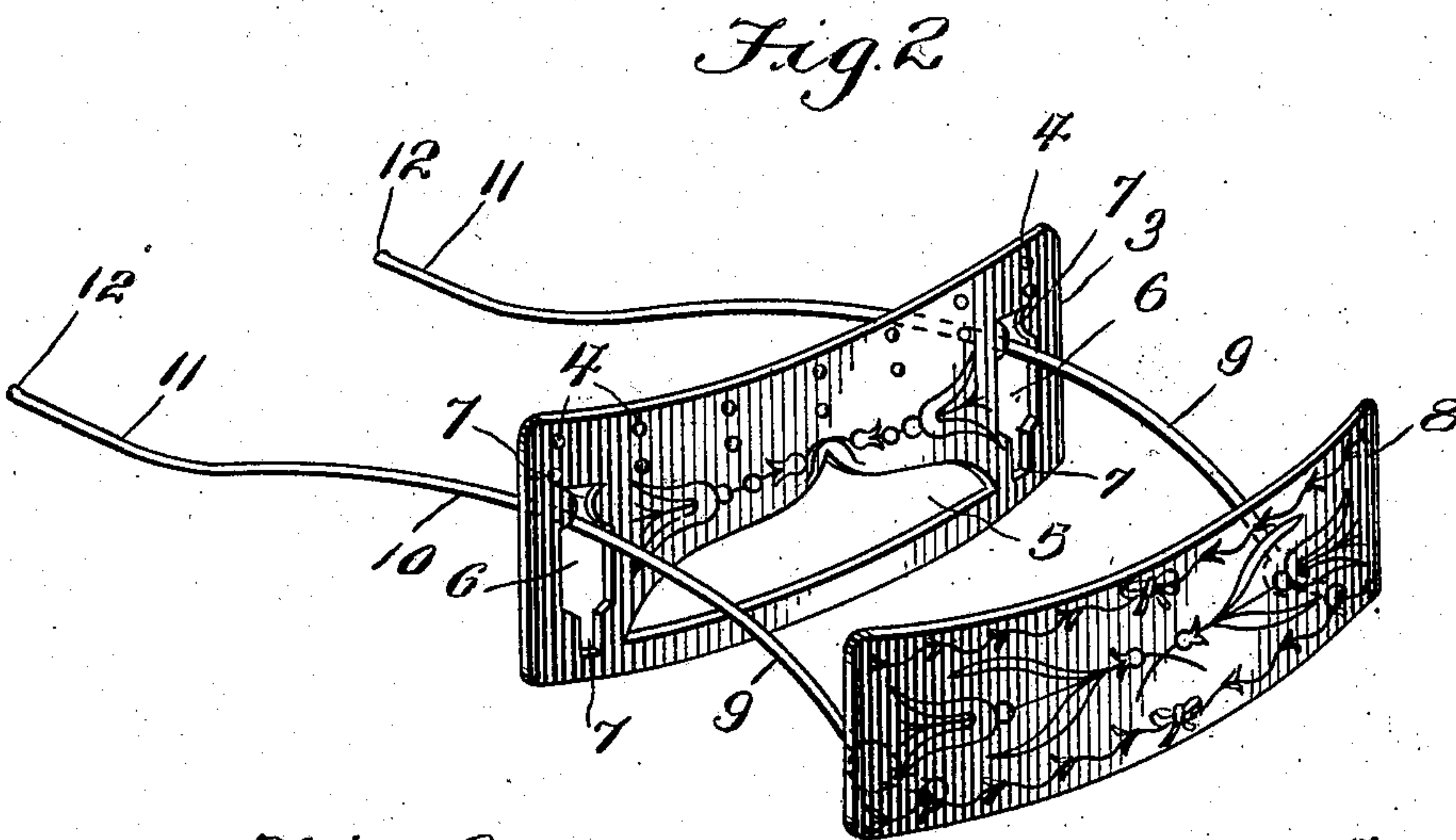
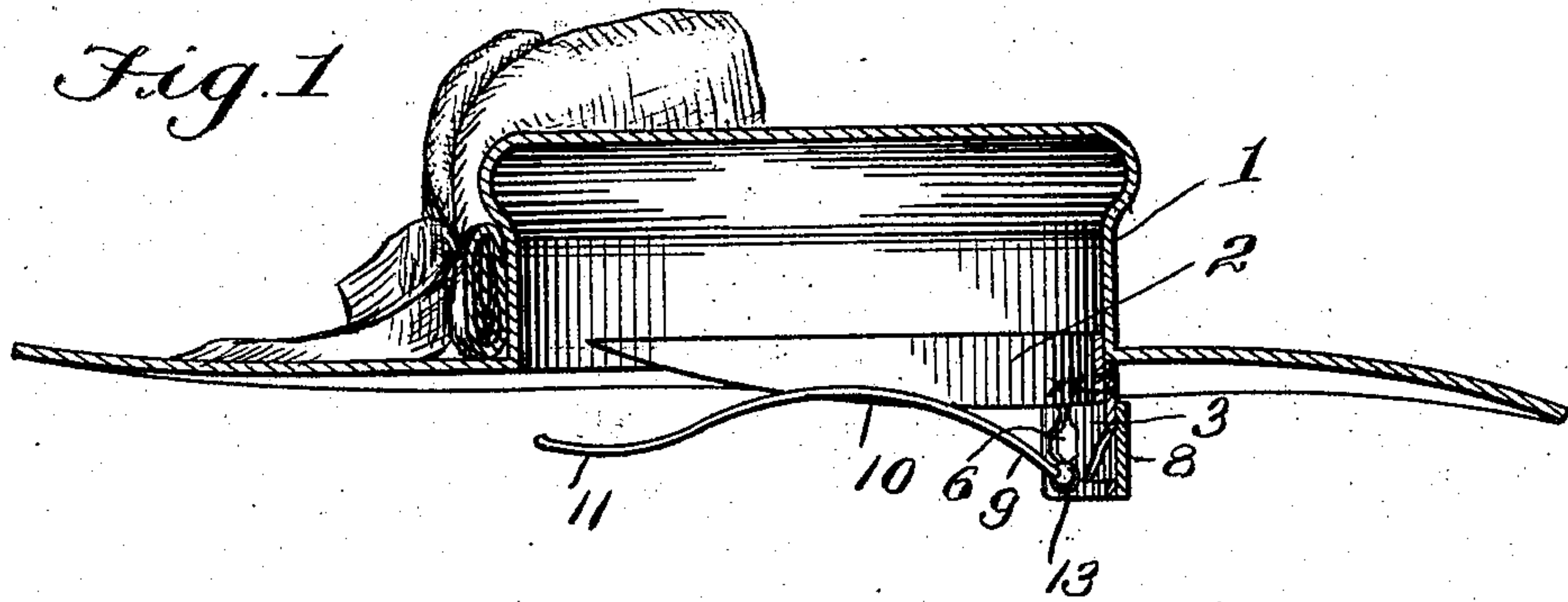


W. M. STORER.  
HAT FASTENER.  
APPLICATION FILED OCT. 6, 1908.

919,975.

Patented Apr. 27, 1909.



Inventor

William M. Storer,

By Victor J. Evans,

Attorney

Witnesses

J. T. L. Wright

*[Signature]*



# UNITED STATES PATENT OFFICE.

WILLIAM M. STORER, OF ANDERSON, MISSOURI.

## HAT-FASTENER.

No. 919,975.

Specification of Letters Patent.

Patented April 27, 1909.

Application filed October 6, 1908. Serial No. 456,460.

*To all whom it may concern:*

Be it known that I, WILLIAM M. STORER, a citizen of the United States, residing at Anderson, in the county of McDonald and State of Missouri, have invented new and useful Improvements in Hat-Fasteners, of which the following is a specification.

This invention relates to hat fasteners designed more particularly for holding ladies' hats in position, and one of the principal objects of the same is to dispense with the ordinary long sharp steel pins and to prevent the hat from being punctured by the pin for securing it in place.

Another object of the invention is to provide a hat fastener which will not injure the scalp, which can be attached to any hat, which cannot be lost or misplaced, which will hold a veil in proper position and which will prevent the hair from becoming disarranged.

These and other objects may be attained by means of the construction illustrated in the accompanying drawing, in which,—

Figure 1 is a central vertical section taken through a lady's hat, showing my fastener in position for use thereon. Fig. 2 is a detail perspective view of the two members of the hat fastener in position to be connected. Fig. 3 is a vertical section through the two members of the fastener, and showing in dotted lines one of the members in position to be withdrawn. Fig. 4 is a detail elevation of the parts shown in Fig. 3.

Referring to the drawing, the numeral 1 designates a lady's hat which may be of any approved form or construction. Secured within the hat is the usual bandeau 2, and connected to the projecting portion of the bandeau 2 is what may be termed a "bandelet" 3 comprising a curved plate having stitch-holes 4 extending through the same to provide means whereby said plate may be secured to the projecting portion of the bandeau. The plate 3 may be suitably ornamented and may be cut away in the center, as at 5, to reduce the weight of the plate and to render it more attractive in appearance. Near the opposite ends of the bandelet apertures 6 are provided, said apertures having upper and lower extensions 7 of reduced area for a purpose which will presently appear.

The fastener or comb consists of a curved

base or plate member 8, suitably ornamented upon its outer face and having secured thereto preferably near its opposite end fastening members 9, said members being curved, as at 10, and provided with upwardly curved terminal ends 11. The members 9 are provided with blunt points 12 to prevent injury to the head of the wearer. Balls or stops 13 are connected to the members 9 at points adjacent to the member 8.

In securing the hat to the head of the wearer, the members 9 are projected through the apertures 6 in the bandelet, and when the balls or stops 13 are passed through said apertures 6, the member 8 is depressed to carry the stops 13 upon the inner sides of the contracted branch portion 7 of the apertures 6 to thus hold the member 8 in place and to hold the hat upon the head. Under some conditions it may be desirable to secure the fastener in place by moving the member 8 upward and securing the balls or stops in the contracted portions at the upper end of the apertures 6. When the hat is to be removed, a slight upward movement upon the member 8 will release the stops upon the contracted portions of the apertures and permit the member 8 to be removed. After the hat has been removed from the head of the wearer, the member 8 may be again secured in place to serve as means for suspending the hat from a hook or other support, by engaging the hook with the fastening members 9 inside the hat.

My invention is of simple construction, can be readily applied to any form of hat, may be used as a veil fastener when detached from the hat, can be used as a back comb and can be ornamented and made of any suitable light material.

I claim:—

1. A hat fastener comprising a member secured to the hat and provided with oppositely disposed apertures, said apertures having upper and lower contracted portions, and a fastener member comprising a curved plate having a plurality of curved holders, and stops on said holders for engaging the contracted portions of the apertures.

2. A hat fastener comprising a member secured to the crown of a hat and provided with oppositely disposed apertures having



contracted upper and lower ends, a detach-  
able fastener member comprising a curved  
plate, curved holders secured to said plate,  
said holders being provided with upwardly  
5 turned blunt terminal ends, and stops se-  
cured to said holders to engage the con-  
tracted ends of said openings.

In testimony whereof I affix my signature  
in presence of two witnesses.

WILLIAM M. STORER.

Witnesses:

NELL CHAMBLISS,  
A. R. DUNN.