

919,613.

C. O. MASON.
BRACELET BAG.
APPLICATION FILED JAN. 12, 1909.

Patented Apr. 27, 1909.

Fig. 1.

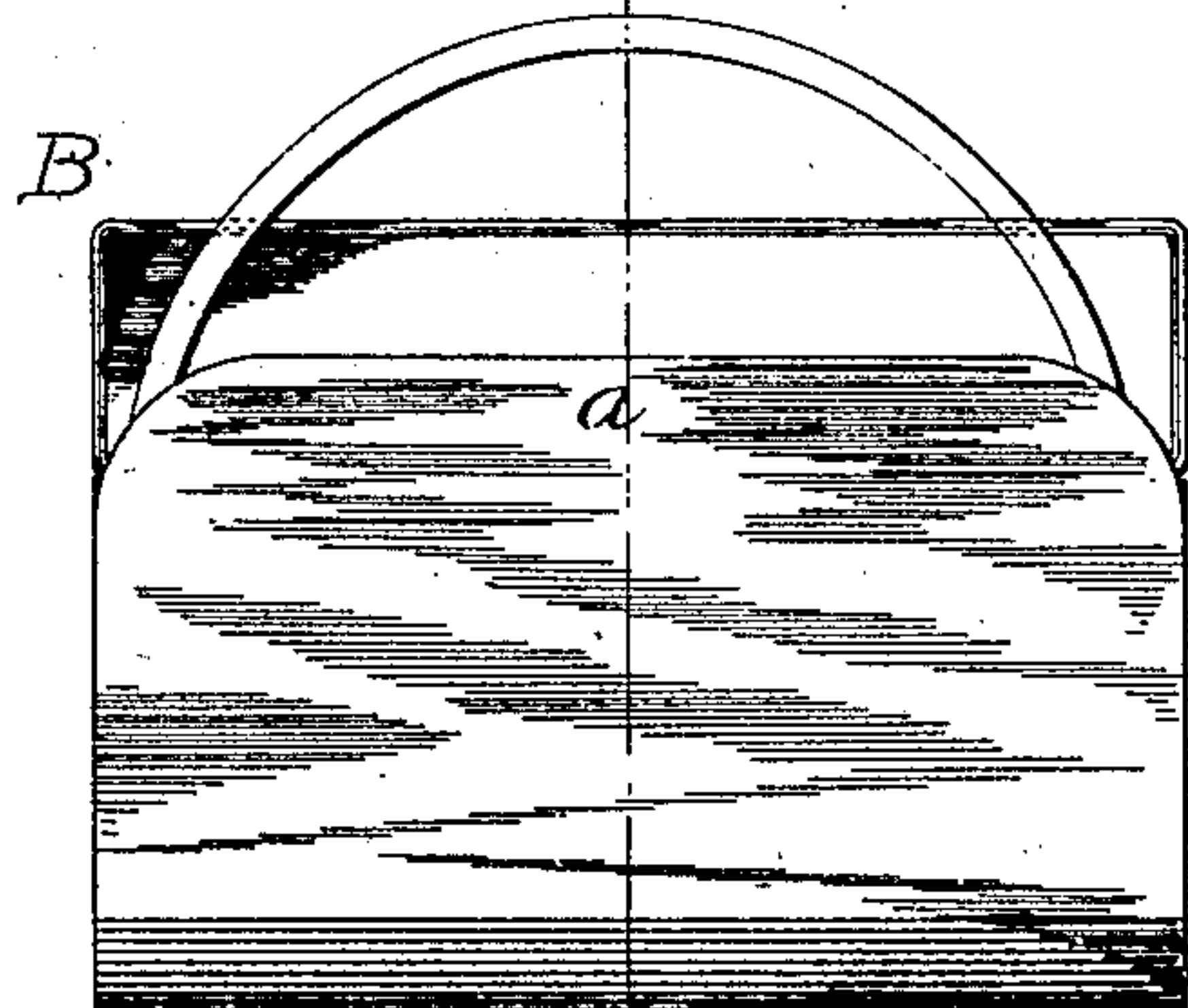


Fig. 2.

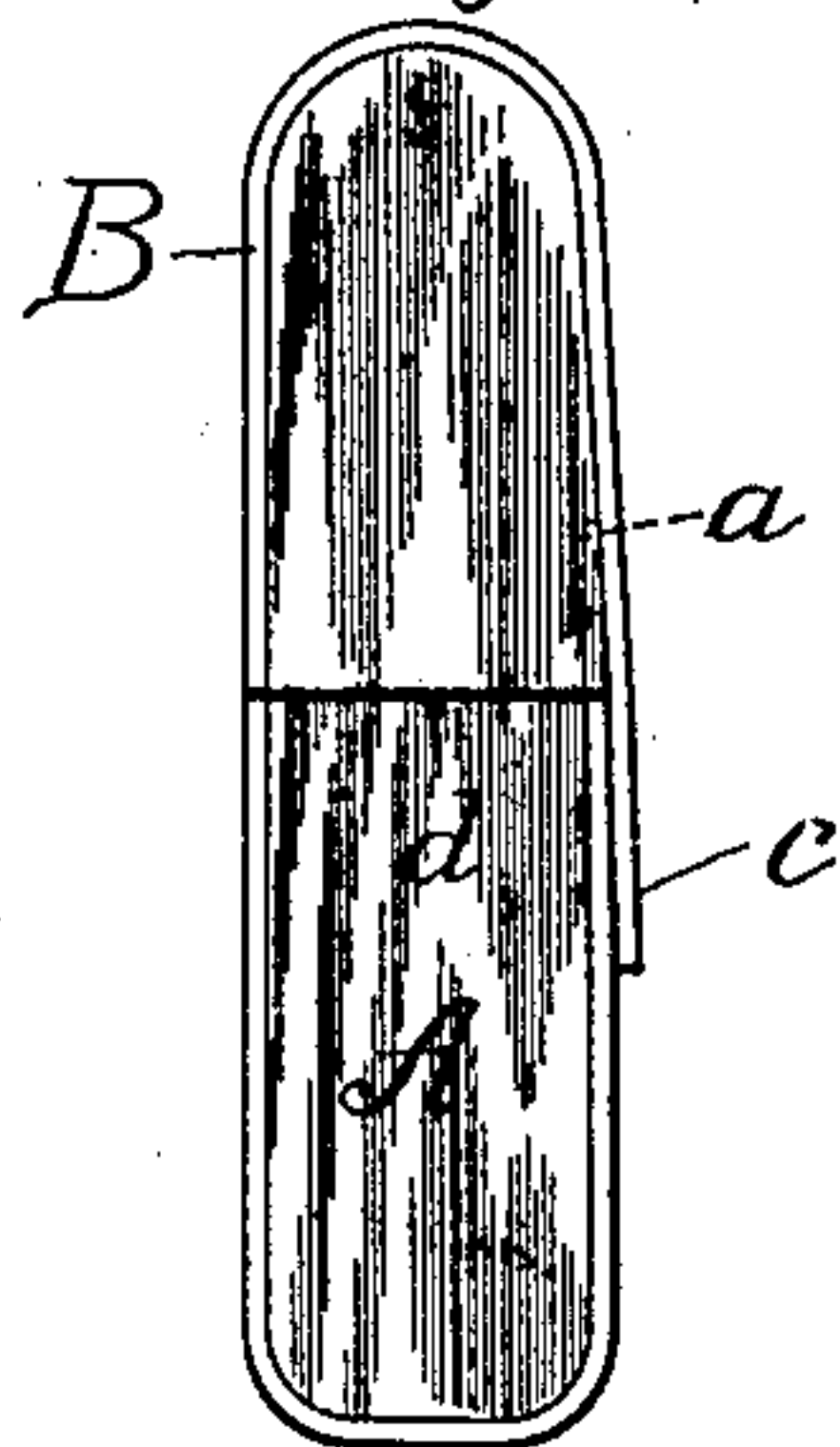
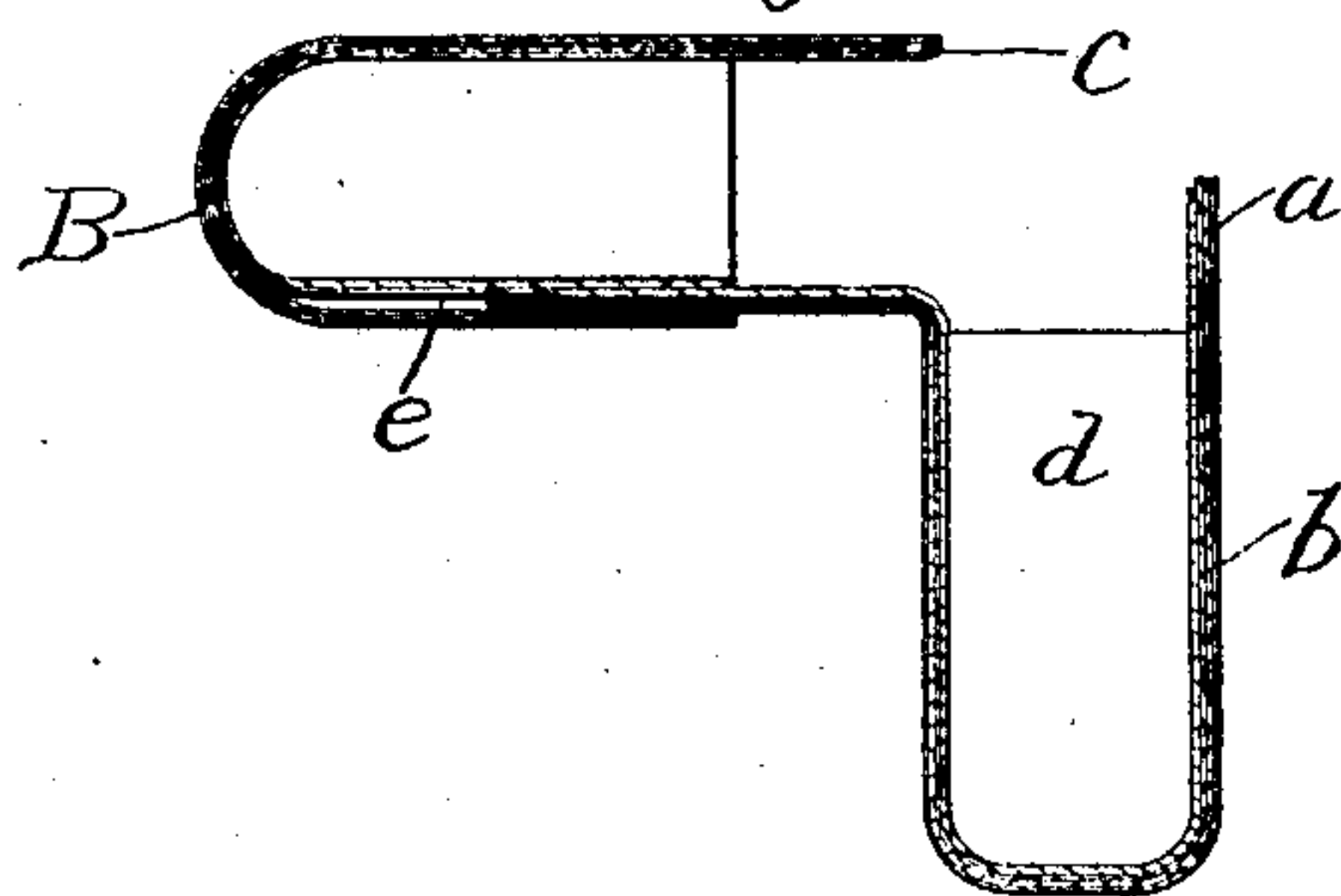


Fig. 3.



ATTEST.
Bent Mettahl
Ewd L. Tolson.

INVENTOR.
CHARLES O. MASON.
BY *Spear, Middleton, Dmussen & Spear*
ATTYS.

UNITED STATES PATENT OFFICE.

CHARLES OSCAR MASON, OF ATTLEBORO FALLS, MASSACHUSETTS.

BRACELET-BAG.

No. 919,613.

Specification of Letters Patent.

Patented April 27, 1909.

Application filed January 12, 1909. Serial No. 471,955.

To all whom it may concern:

Be it known that I, CHARLES OSCAR MASON, a citizen of the United States, residing at Attleboro Falls, Massachusetts, have invented certain new and useful Improvements in Bracelet-Bags, of which the following is a specification.

My invention is a holder or case for bracelets, usually termed a "bracelet bag".
My aim is to not only provide a receptacle for the bracelet which may be used to hold it when not worn, but to provide such a construction of holder as will permit the display of the bracelet in an attractive manner when offered for sale.

To this end my invention consists of a two-part receptacle, the base part adapted to receive the bracelet, and the upper part constituting the cover slidably connected to the base part, so as to be thrown back without detachment to expose the bracelet for sale.

In the accompanying drawing:—Figure 1 is a front elevation of my improved bracelet holder or bag with the top thrown back; Fig. 2 is a side elevation of the same; Fig. 3 is a sectional view.

In the drawings, A represents a receptacle made of any suitable material, preferably flexible, and of such a depth as to expose about one-half of the bracelet when in place therein. A cover B fits down over front and rear projections on the receptacle A. The front projection *a* extends slightly above the sides *b*, and the cover B has a corresponding extension *c* extending below the line of the ends *d* of the cover, so that these extensions

overlap. The rear extension from the case or receptacle fits within a space formed between the rear wall of the cover and its inner lining, the upper end of the extension being secured to the cover by a flexible strip *e*. This strip is of such length as to permit the cover to have vertical movement in relation to the receptacle and the bracelet contained therein, and to such an extent as to lift it so as to enable the cover to clear the top of the bracelet and to be swung backwardly to expose the same.

The construction is a very simple but effective one, as the connection of the parts at the rear and the overlapping front parts hold the parts together, and thoroughly cover and protect the bracelet, while the box serves as an attractive background for the bracelet when the cover is thrown back.

What I claim is:—

In a bracelet bag or holder, a receptacle having a front and rear extension, a cover flexibly and extensibly connected to the rear extension and having a front extension overlapping the front of the receptacle, vertical movement being allowed the cover to clear the front extension after which it may be thrown back to expose the article, substantially as described.

In testimony whereof, I affix my signature in presence of two witnesses.

CHARLES OSCAR MASON.

Witnesses:

FRED B. BYRAM,
J. G. CHEEVER.