

W. WALL.
COAT HANGER OR SUSPENDER.
APPLICATION FILED OCT. 16, 1908.

919,501.

Patented Apr. 27, 1909.

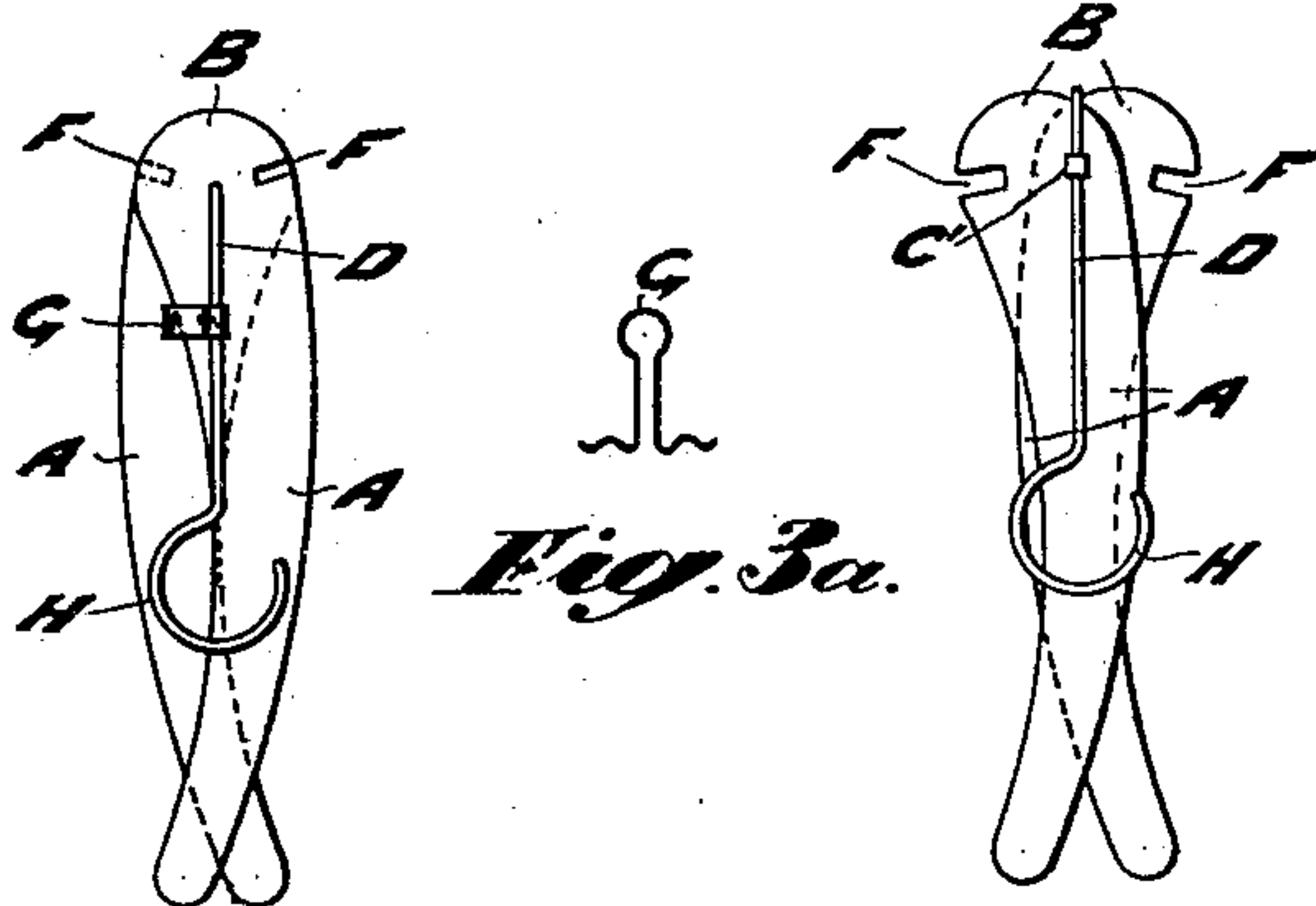
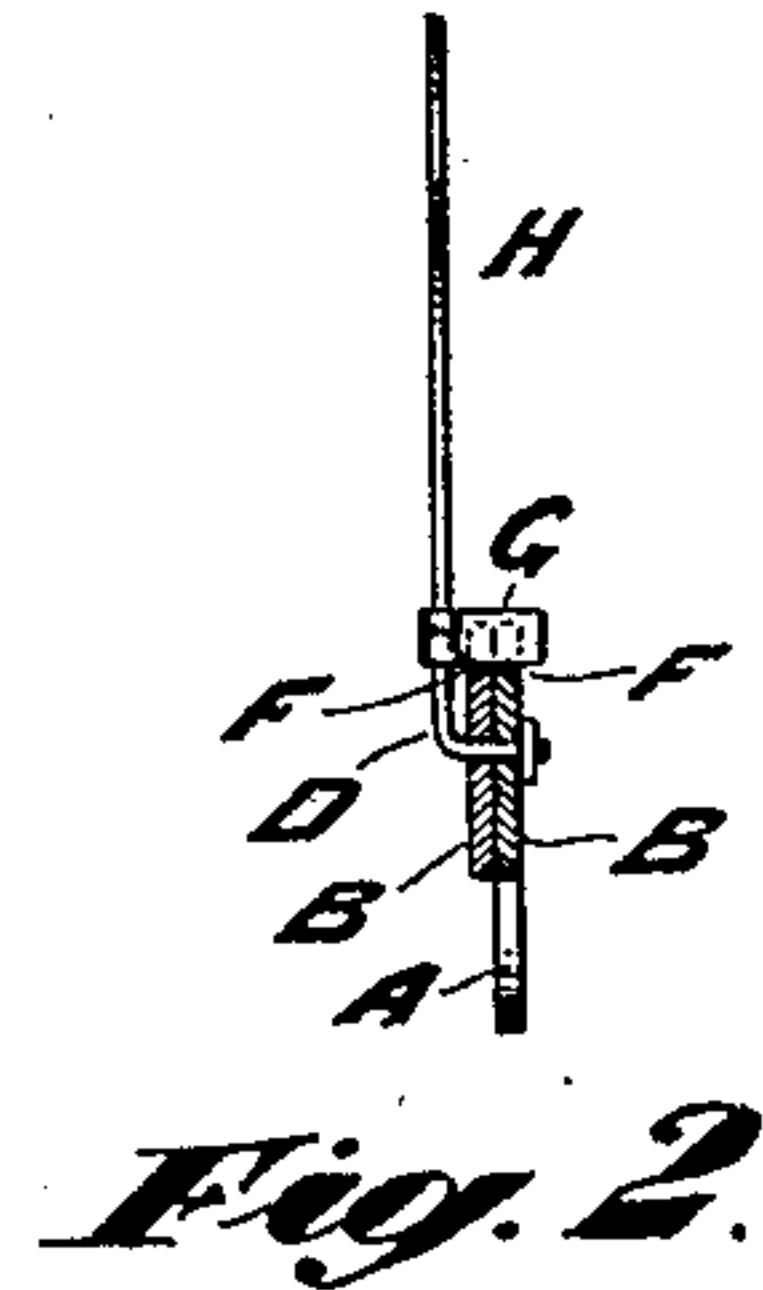
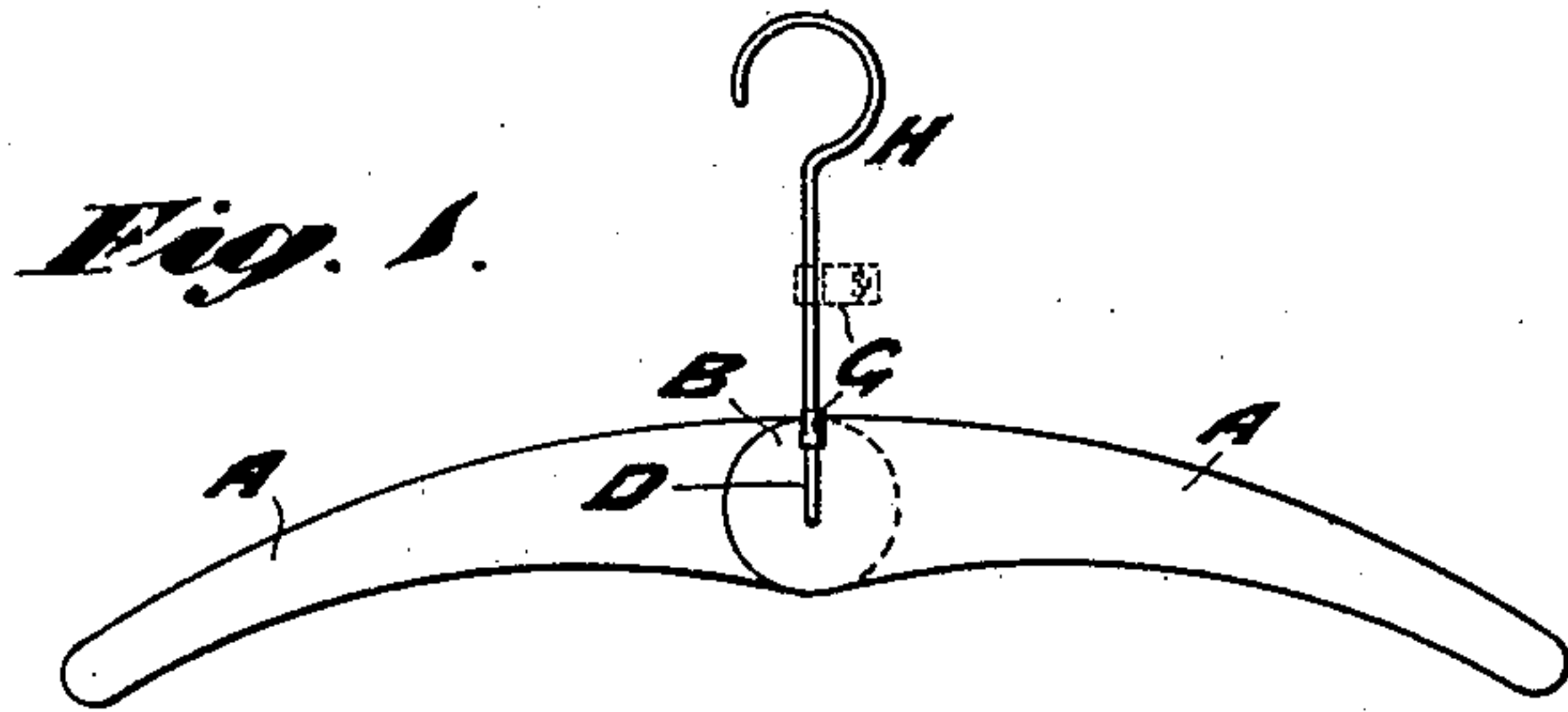


Fig. 3.

Fig. 6.

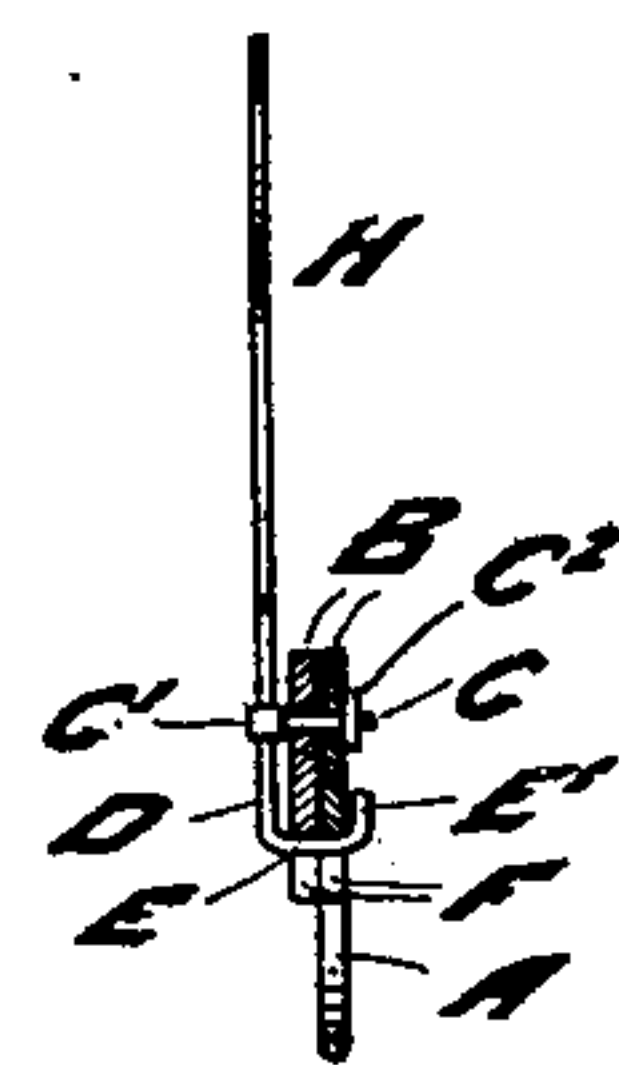
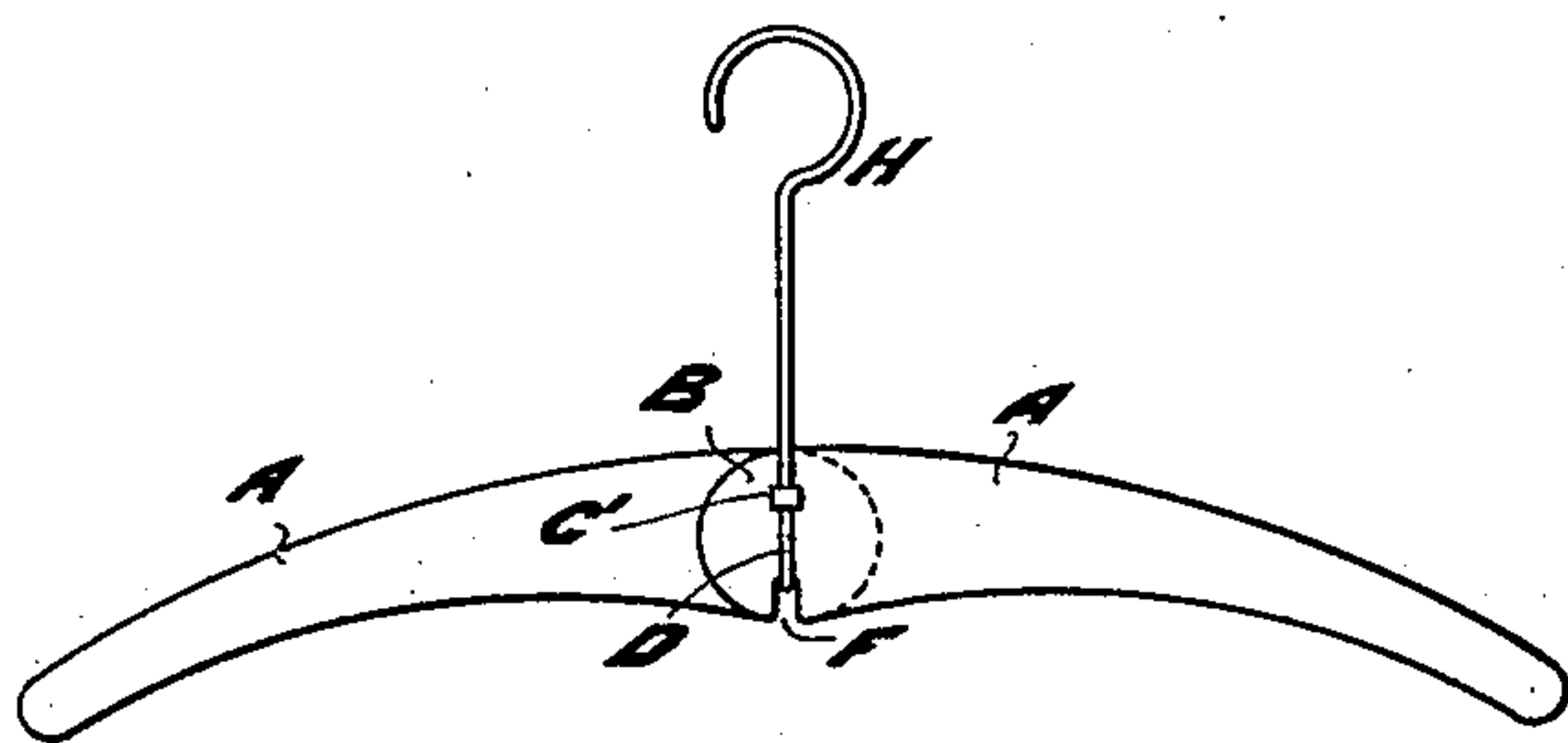


Fig. 4.

Fig. 5.

WITNESSES

W. P. Burke
A. F. Heuman.

INVENTOR

Worthworks Wall
BY *W. P. Burke* ATT'Y.

UNITED STATES PATENT OFFICE.

WORTHWORKS WALL, OF BRADFORD, ENGLAND.

COAT HANGER OR SUSPENDER.

No. 919,501.

Specification of Letters Patent.

Patented April 27, 1909.

Application filed October 16, 1908. Serial No. 458,051.

To all whom it may concern:

Be it known that I, WORTHWORKS WALL, a subject of the King of Great Britain and Ireland, whose postal address is 79 Aireville road, Frizinghall, Bradford, in the county of York, England, tailor, have invented certain new and useful Improvements in Coat Hangers or Suspenders, of which the following is a specification.

10 The object of this invention is to provide an inexpensive coat hanger or suspender, which can be folded into a short length for the convenience of packing, on which coats or similar garments are suspended when not
15 in wear, and are less liable to become creased than if hung direct on a peg or hook.

In describing my invention in detail, reference is made to the accompanying sheet of drawings, similar letters indicating similar
20 parts, in which,

Figure 1 represents an elevation of one form of suspender extended. Fig. 2 represents a central vertical section, through Fig.

1. Fig. 3 represents an elevation of the suspender folded. Fig. 3^a represents a detail of a locking device hereinafter referred to. Figs.
25 4, 5, and 6, represent similar views of another form of suspender.

In carrying out my invention, I construct
30 the suspender in two portions A, A, such portions overlapping at their ends B, coinciding cross cuts F, F, being formed in the arms capable of being engaged by a catch formed or carried on the suspending hook H.

35 In order to hold the portions or arms A, A, rigid when in use, in the form shown in Figs. 4, 5, and 6, I pass the stem or the like D of the suspending hook H through a hole made in the head C¹ of the pivot C, or
40 through an eye or eyes attached in any convenient manner to one of the arms A, though the form I prefer is that shown in Fig. 5, wherein the pivot C is in the form of a split pin having an eye C¹, and retained in
45 position by a rivet or the like C². The stem D extends downward through the eye C¹ and is bent to a right angle as shown at E, in

Fig. 5. This bent portion, when it is desired to hold the arms A, A, extended is drawn into coinciding cross cuts, notches, or
50 their equivalent, F, F, formed in the arms A, A, (Figs. 4, 5, and 6). The end E may be turned upward as shown at E¹ in Fig. 5, and made somewhat in the form of a spring or clip in order to insure that same will press
55 against the side of one of the arms A.

In another form, shown in Figs. 1 to 3^a, the cross cuts F are made in the upper portion of the arms A, and the end of the stem D forms the pivot of the arms A, as shown
60 in Fig. 2. On the stem D is mounted a sliding locking piece G, which when in operation fits into the notches or cross cuts F. The sliding piece G is preferably made by bending a strip of sheet metal so as to form an
65 eye, through which the stem D of the hook H may pass. A neck is then formed which will fit into the cross cuts F and the ends of the strips turned right and left and such ends have bends formed therein in such a
70 manner that they may press against the side of one of the arms A, (Fig. 3^a).

What I claim as my invention is:—

1. A folding hanger for coats and the like comprising a pair of arms having overlap-
75 ping ends pivoted together and provided with notches which coincide when the arms are extended and movable means engaging with said notches for locking the arms in
80 extended position.

2. A folding hanger for coats and the like comprising a pair of arms having their ends overlapping and pivoted together and provided with cross slots which coincide when the arms are extended, suspending means,
85 and means on the suspending means engaging with said slots to lock the arms in extended position.

In witness whereof, I have hereunto set my hand, in the presence of two witnesses.

WORTHWORKS WALL.

Witnesses:

WALTER SMITH,
C. T. WAUGH.