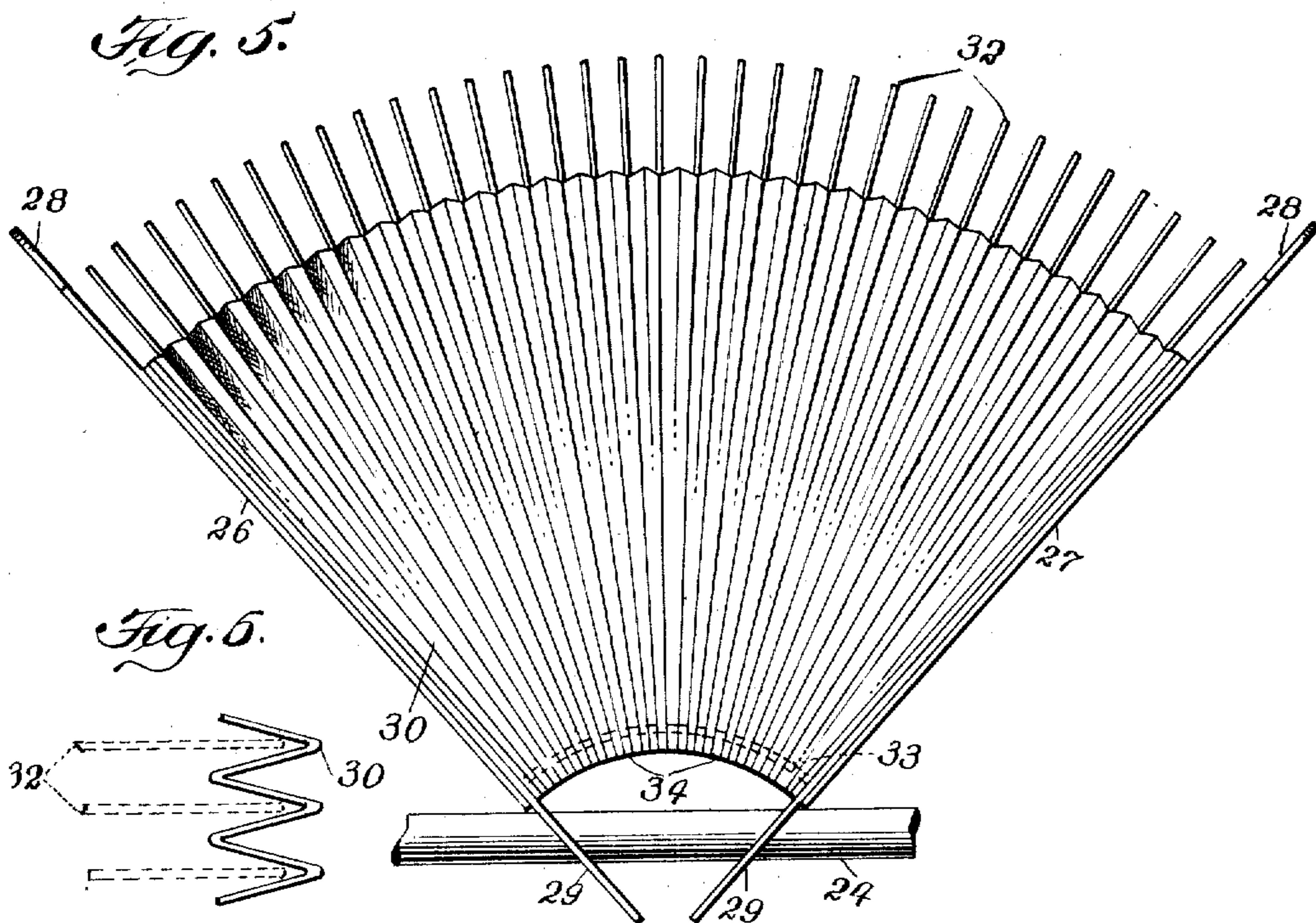
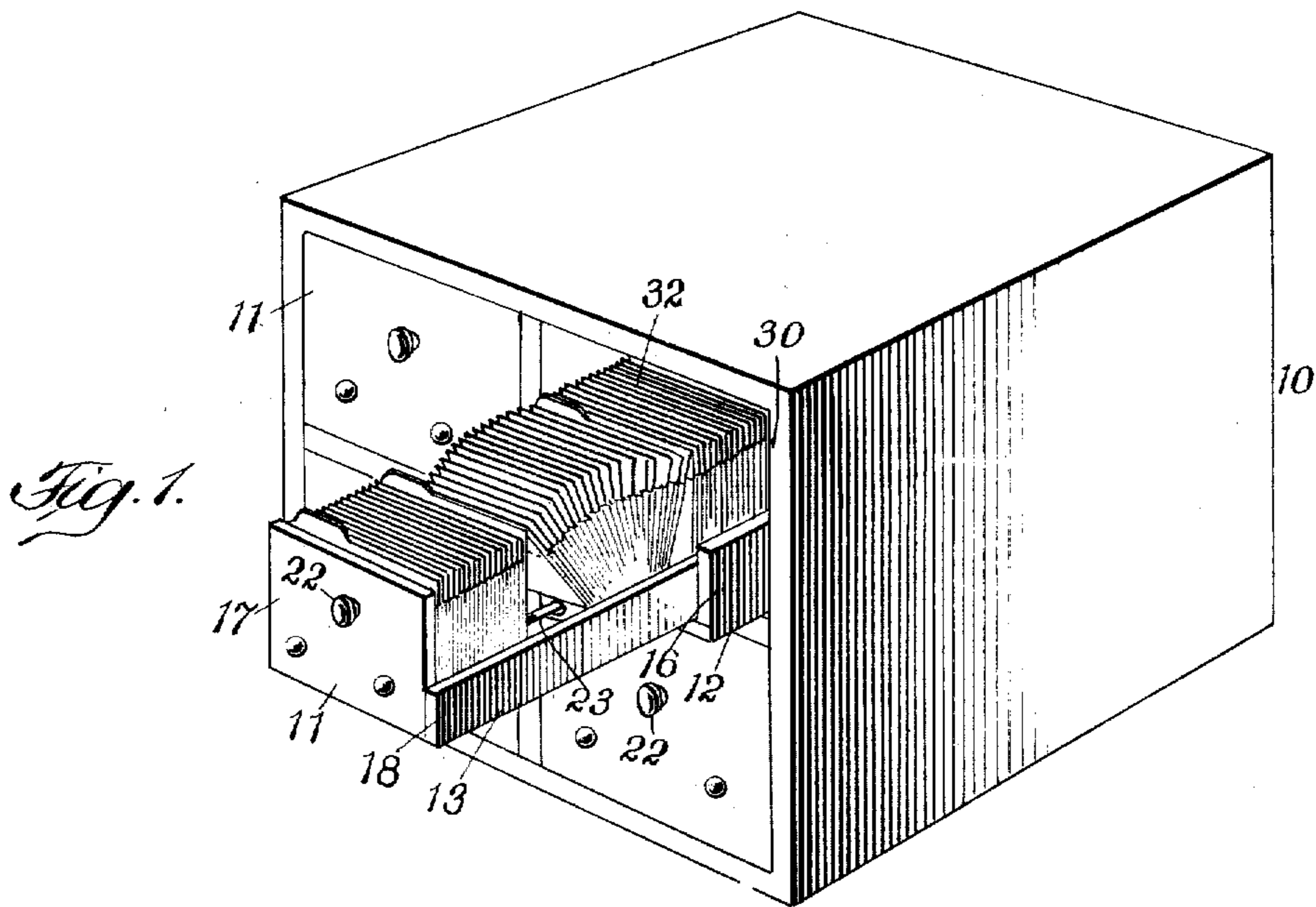


E. STRASSEL.
CARD FILE.

APPLICATION FILED AUG. 18, 1908.

Patented Apr. 6, 1909.
2 SHEETS—SHEET 1.

917,679.



Witnesses:
Julius M. A. Becker.

Inventor:
Edward Strassel
By his Attorneys
Criswell & Criswell

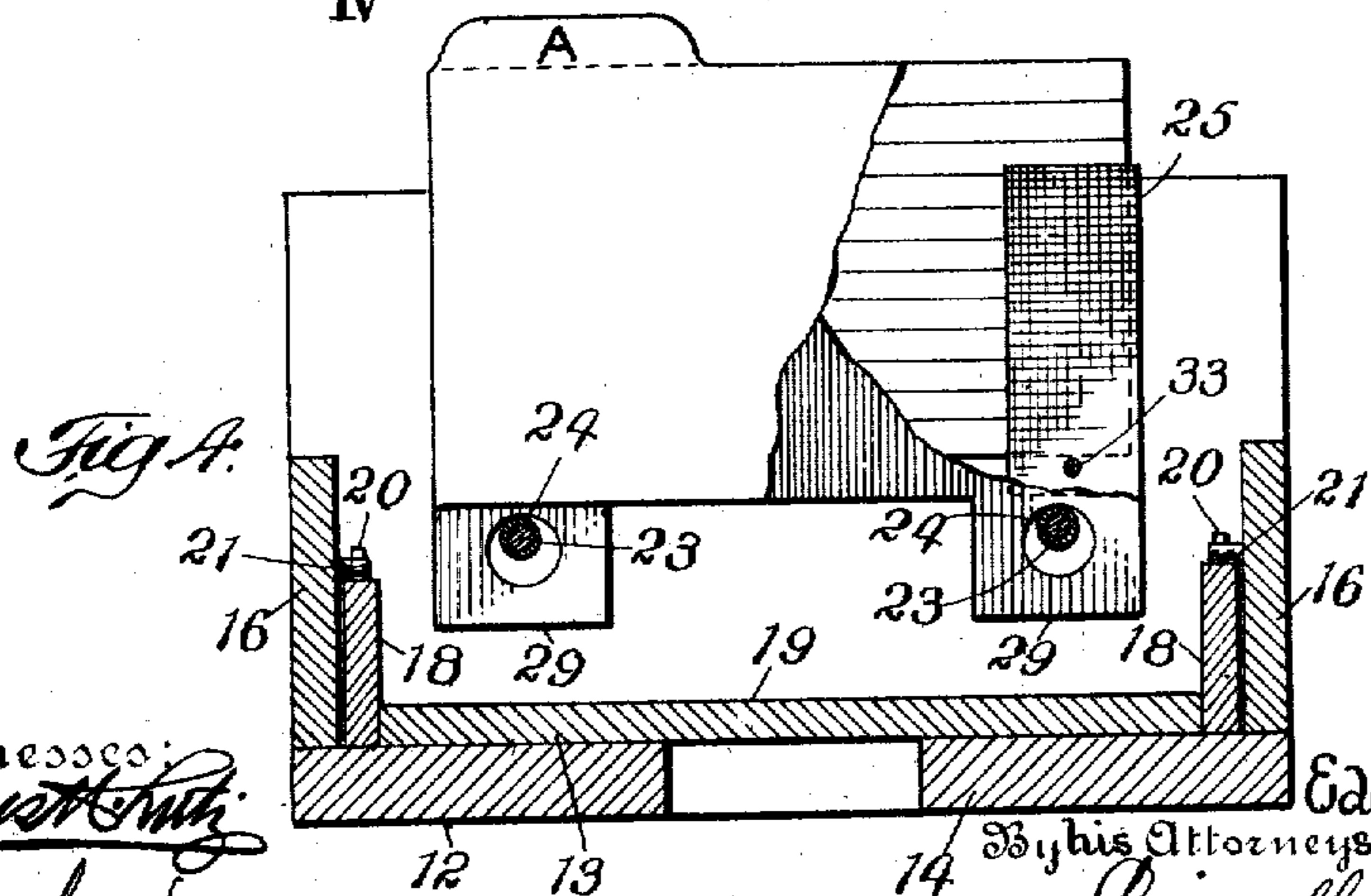
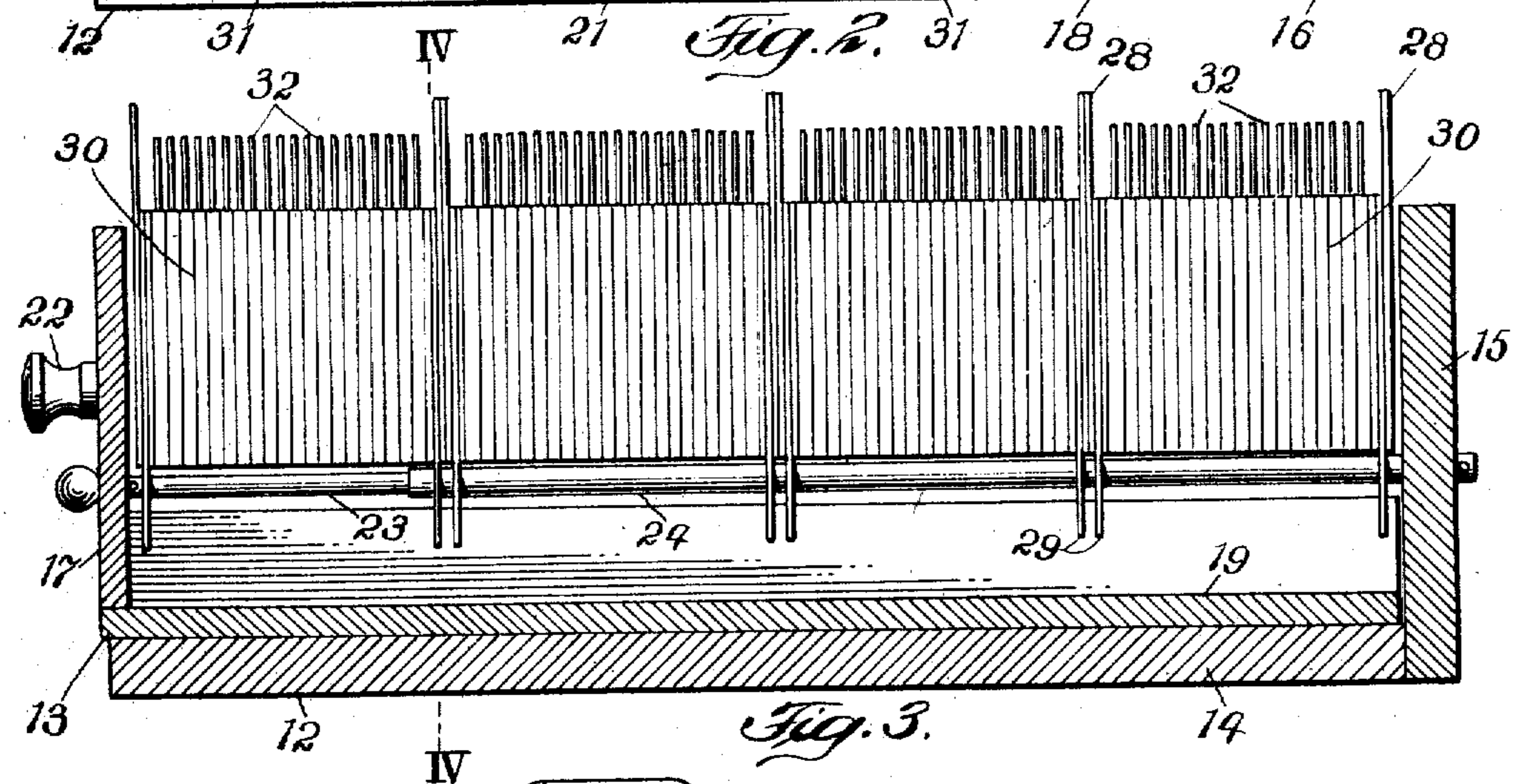
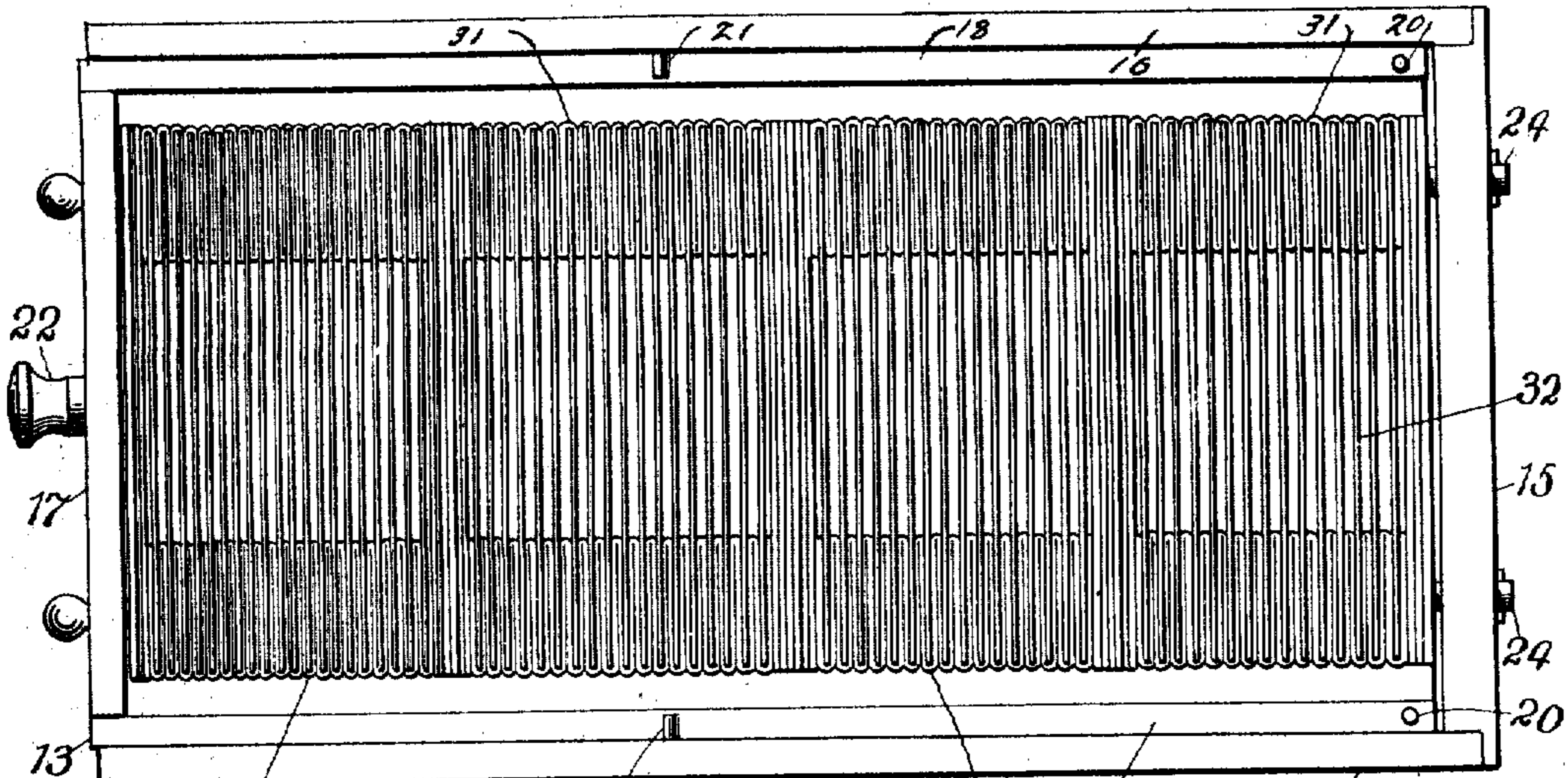
E. STRASSEL.
CARD FILE.

APPLICATION FILED AUG. 18, 1908.

Patented Apr. 6, 1909.

2 SHEETS—SHEET 2.

917,679.



Witnesses:
Julius Fritz
A. Becker.

Inventor
Edward Strassel

By his Attorneys
Criswell & Criswell

UNITED STATES PATENT OFFICE.

EDWARD STRASSEL, OF NEW YORK, N. Y.

CARD-FILE.

No. 917,679.

Specification of Letters Patent.

Patented April 6, 1909.

Application filed August 18, 1908. Serial No. 449,126.

To all whom it may concern:

Be it known that I, EDWARD STRASSEL, a citizen of the United States, and a resident of New York, borough of Brooklyn, county of Kings, and State of New York, have invented certain new and useful Improvements in Card-Files, of which the following is a full, clear, and exact description.

This invention relates more particularly to a file for index cards which is adapted for use in connection with the ordinary form of filing cabinet.

The primary object of the invention is to provide simple and efficient means whereby a large number of cards may be held in a compact space, and so arranged that each card will be independent and separately held from any other card so that each card, or a card of any set, may be readily accessible without shifting each card independently, and which device so holds the cards that if any card has been misplaced or not returned to its proper holder said fact will be seen at a glance, thus overcoming many of the objections incident to the use of the ordinary form of card or filing system.

A further object of the invention is to provide a simple and efficient device which may be readily adapted for various purposes; which may be easily and cheaply made, and which may be applied to the ordinary form of filing cabinet.

With these and other objects in view, the invention will be hereinafter more particularly described with reference to the accompanying drawings, which form a part of this specification, and will then be pointed out in the claims at the end of the description.

In the drawings, Figure 1 is a perspective view of one form of cabinet embodying my invention. Fig. 2 is a detail plan view of one of the cabinet drawers with a number of the files or filing members applied thereto. Fig. 3 is a longitudinal section through the cabinet drawers shown in Fig. 2. Fig. 4 is a transverse section partly broken away, taken on the line IV—IV of Fig. 3. Fig. 5 is a detail side elevation of one of the filing members showing the same in position to inspect the cards held thereby; and Fig. 6 is a fragmentary plan of a part of the file.

While I have shown my invention as applied to one form of cabinet, it will be understood that the invention may be employed as a single device, and that each file or filing

member may be used alone or a number of the same employed without departing from the character of the invention.

The cabinet 10 may be of the usual or of any preferred form, and may have any desired number of drawers 11. These drawers 11 may comprise two members 12 and 13 which are relatively movable with respect to each other. The member 12 comprises a base 14 and a rear end or wall 15 and the sides or walls 16, and movably held between the sides 16 is the member 13 so that the drawer may be lengthened or shortened as is desired by pulling the member 13 lengthwise of the member 12. The member 13 comprises a front or end 17, and the two sides 18 which are held to the bottom 19, and carried by the sides 18 are pins 20, or other means, which are adapted to engage stops 21 on the sides 16 whereby the movement of the member 13 with respect to the member 12 is limited when the stops or pins 20 engage the stops 21 at which time the entire drawer may be withdrawn from the cabinet casing.

The member 13 may be provided with a handle 22 to withdraw the drawer, and projecting inward from the front 17 are two or more rods 23 which are adapted to fit and slide into the tubular rods or members 24, which latter are held to the rear wall or back 15 of the member 12, thus forming a plurality of telescopic guides on which may be held a plurality of filing members 25.

Each of the files or filing members 25 is provided with a front member or card 26 and a rear card or member 27 each of which may have a projecting part 28 as is usual in filing systems on which suitable characters may be placed to indicate the nature of the cards to be held by the filing members. The filing members 25 have projecting guides or plates 29 at the front and rear thereof which are each provided with an opening adapted to fit the guides 24 so as to be adjusted lengthwise thereof, to adapt the same to be moved along said guides, though instead of the plates 29 and the openings any suitable means may be employed for the filing members. Each filing member has the front and rear cards 26 and 27 joined together by a bellows-like connection 30 forming a plurality of pockets or holders 31 for a plurality of filing cards 32. The pockets for the cards 32 need not extend entirely across

the filing members, but the cards may be held at their ends only. The connection 30 has its fluted parts of such a length as to provide a proper holding surface for the cards, and each fluted portion is substantially V-shaped when in an open position as shown in Figs. 5 and 6, the said fluted parts being held at their lower edges, as by a flexible or other connection 33, whereby the lower edges or parts 34 will not separate or spread apart but will permit the upper part to open with a fan-like action as shown in Fig. 5 to cause each card to be separated from the one adjacent thereto, and to permit said cards to be readily seen without removing the same or without shifting the cards in advance thereof as is necessary where the cards are packed tightly against each other and not separately held.

It will be understood that each filing member is adapted to hold a number of cards representing one or more letters of an alphabet, or whatever indexing is required according to the system in connection with which the file is used, and that said filing members may be variously supported and arranged or used as a separate device in case it is desired to employ filing members in this way.

From the foregoing it will be seen that a simple and efficient filing device is provided which is adapted to hold the filing cards entirely independent of each other so that they will be independently accessible, and which are so held that all the cards of a set may be readily seen at a glance, thus saving much time and labor; that by this means it will be readily ascertained in case any card has been misplaced or has been removed from its holder or pocket; that said filing means is adapted for use in connection with the various forms of casings or cabinets, and that the usual form of cards or cabinets may be employed in connection with the files.

Having thus described my invention, I claim as new and desire to secure by Letters Patent:—

1. The combination with a box-like holder having two relatively movable members, of guides held within said members, a plurality of filing members each having a plurality of independent pockets adapted to hold independent cards and means whereby said pockets may be caused to spread apart at one edge only.

2. The combination with a holder, of guides held within said holder, and a plurality of filing members each having a plurality of independent pockets adapted to move along said guides and to hold inde-

pendent cards and adapted to spread apart at one edge only.

3. The combination with a holder, of a filing member having a plurality of independent pockets of uniform length adapted to hold independent cards and means for retaining said filing member in said holder, whereby said pockets may be caused to spread apart at one edge only.

4. The combination with a holder having guides therein, of a plurality of filing members movable along said guides, and each comprising a plurality of pockets each adapted to hold an individual card, and means for holding the pockets so that they will be spread apart at one edge only.

5. The combination with a filing cabinet, of a holder comprising two relatively movable members having means whereby their relative movements may be limited, telescopic guides carried by the members, and a plurality of filing members each having a plurality of independent pockets adapted to hold individual cards.

6. The combination with a filing cabinet, of a holder comprising two relatively movable members having means whereby their relative movements may be limited, telescopic guides carried by the members, and a filing member having a plurality of independent flexibly connected pockets adapted to hold individual cards.

7. The combination with a holder comprising two relatively movable members having means whereby their relative movements may be limited, of telescopic guides carried by the members, and a plurality of filing members each having a plurality of independent pockets adapted to hold individual cards.

8. A filing device, having a bellows-like connection at its opposite sides only so as to form a plurality of pockets to hold individual cards and permit free inspection thereof between their ends, and means for holding the bellows-like connection at the lower edges thereof whereby the upper part of said device may open with a fan-like action.

9. The combination with a holder, of a plurality of filing devices each movably and detachably held in said holder, and each device having a bellows-like connection at its sides forming independent pockets for independent and removable cards.

This specification signed and witnessed this fourteenth day of August A. D. 1908.

EDWARD STRASSEL

Witnesses:

M. TURNER,
A. BECKER.