

G. KRIEGER.

SHOE.

APPLICATION FILED AUG. 6, 1908.

917,316.

Patented Apr. 6, 1909.

Fig. 1.

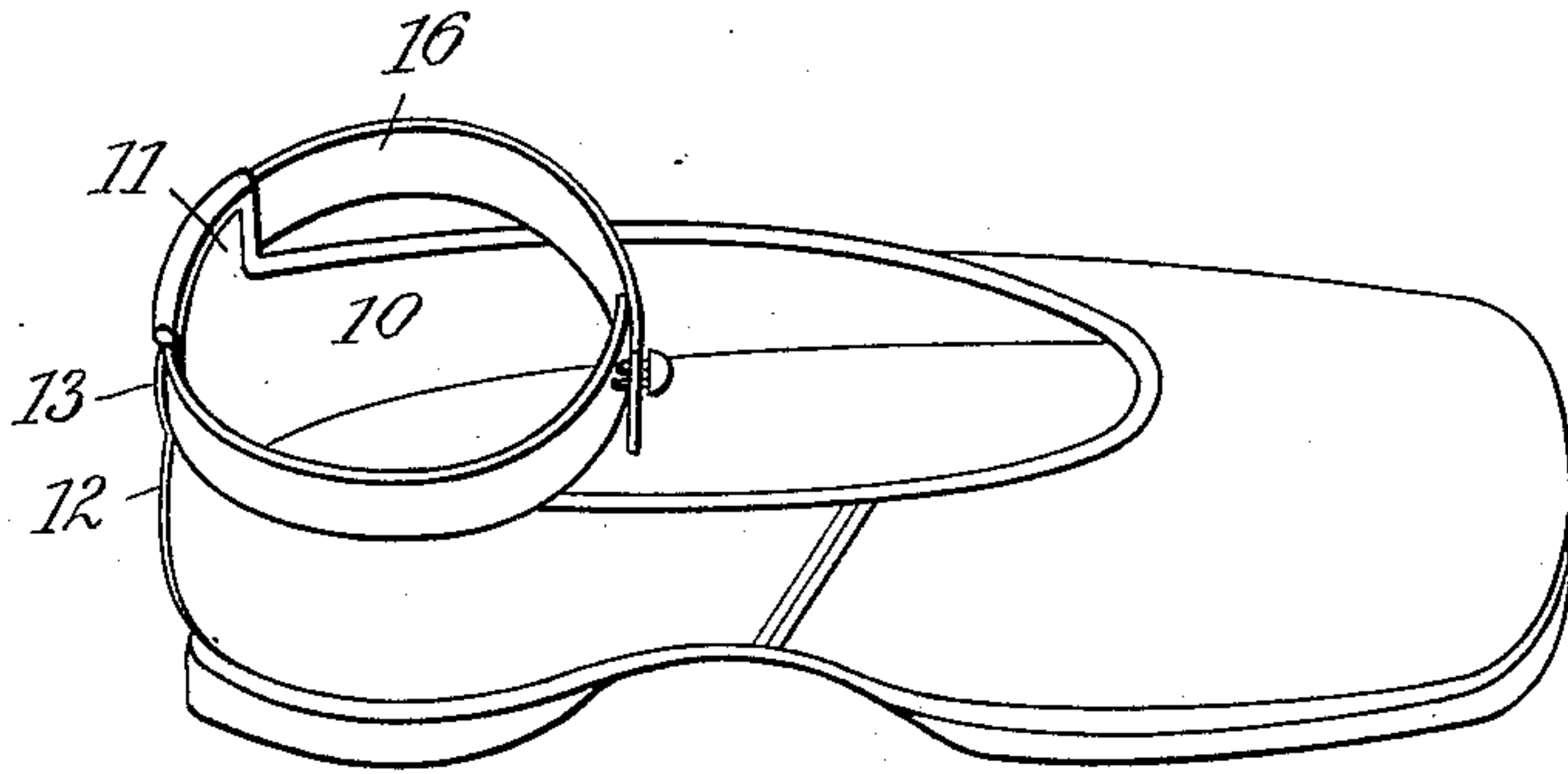


Fig. 2.

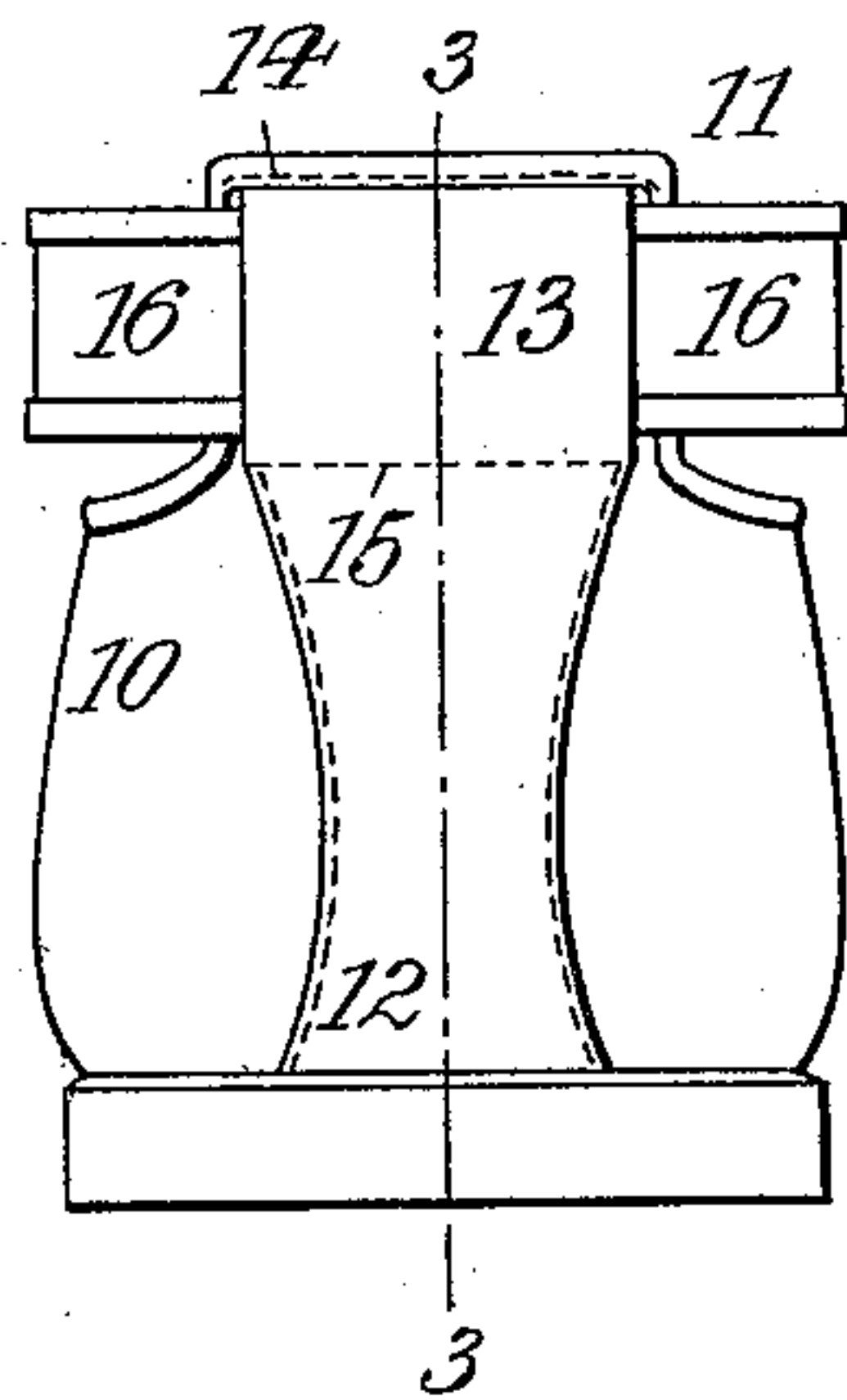
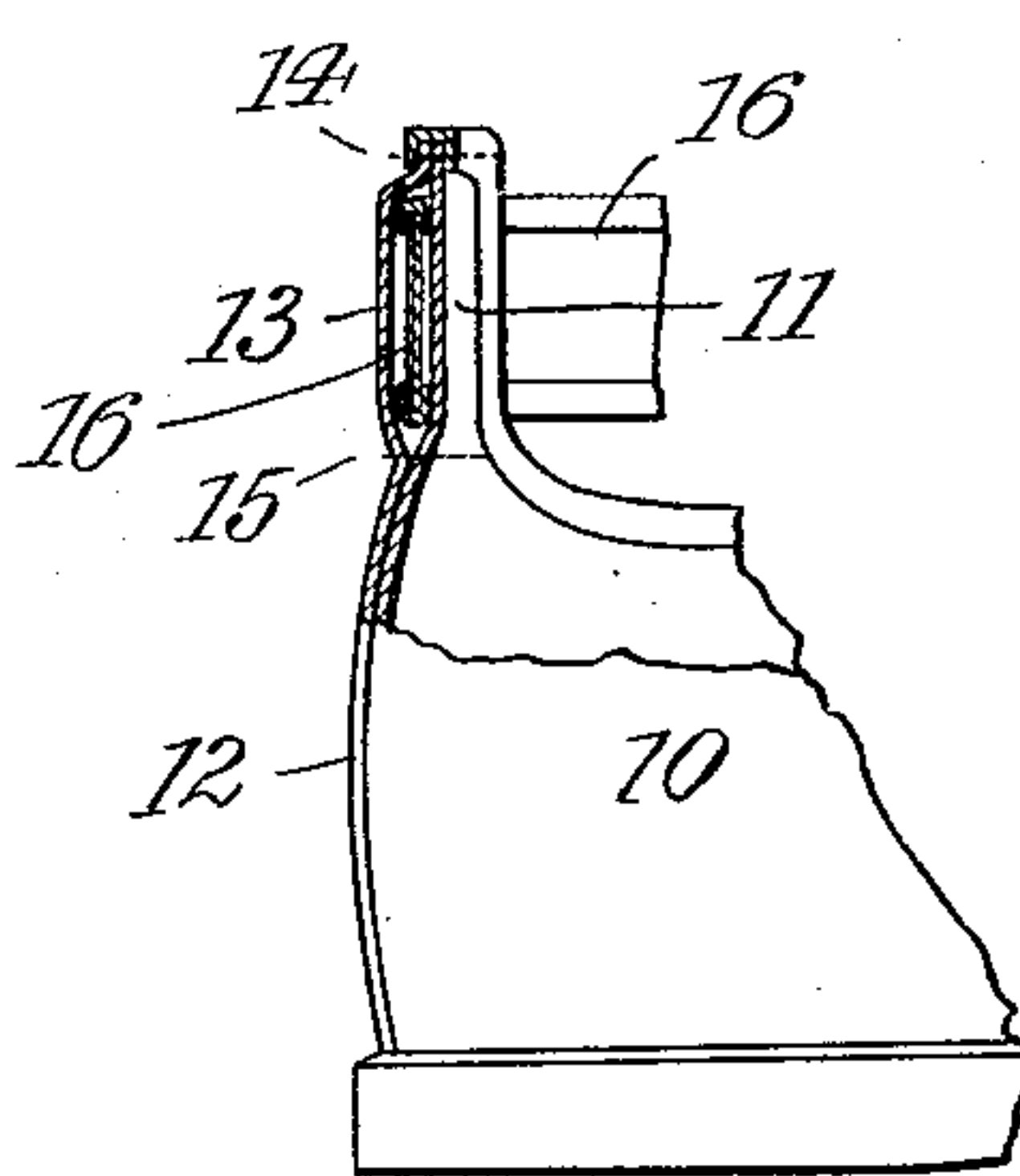


Fig. 3.



Witnesses.
Arthur E. Gump.
August Thiner.

Inventor
Gustave Krieger.
By his Attorney
Frank Robinson

UNITED STATES PATENT OFFICE.

GUSTAVE KRIEGER, OF NEW YORK, N. Y.

SHOE.

No. 917,316.

Specification of Letters Patent.

Patented April 6, 1909.

Application filed August 6, 1908. Serial No. 447,184.

To all whom it may concern:

Be it known that I, GUSTAVE KRIEGER, a citizen of the United States, residing at New York city, Brooklyn, county of Kings, State of New York, have invented new and useful Improvements in Shoes, of which the following is a specification.

This invention relates to a shoe of the kind known as ankle tie shoe, and more particularly to improved means for securing the ankle strap to the upper.

The invention consists in a shoe formed as hereinafter described and particularly as set forth in the claim.

In the accompanying drawing: Figure 1 is a perspective view of a child's shoe embodying my invention; Fig. 2 a rear view thereof, and Fig. 3 a section on line 3—3, Fig. 2.

The upper 10 of a shoe is provided at its back with an integral flap 11 extending upwardly from the top of the upper. The back stay 12 is also prolonged upwardly beyond its normal length to form a flap 13 that overlies flap 11, but is slightly narrower than the latter. Flaps 11, 13 are connected to each other at the top and bottom by horizontal seams 14, 15, but are disconnected at their upright edges, to form a laterally opening eye or loop above the upper. Through this eye passes the ankle strap 16 adapted to encompass the ankle of the wearer, and provided at its ends with a button and button-hole, or similar fastener.

By the construction described, the ankle strap is so secured above the upper, that it is not liable to be torn off when in its normal tilted position. Furthermore, as the ankle strap may be readily shifted within the eye, the position of its buttoned ends may be adjusted to suit the convenience or fancy of the wearer. By making flap 11 wider than flap 13, the strap may be readily threaded into the eye, while objectionable pressure at the back of the foot is prevented.

It is obvious that this invention may be applied to other than children's shoes.

I claim:

A shoe provided at its back with a relatively narrow extension projecting above the top edges of the body of the shoe, a back stay secured to the back of the shoe and terminating at its upper end substantially even with the upper end of said back extension, said extension being wider than the stay and coöperating with the latter to provide a loop above the body of the shoe, and an ankle strap slidable within said loop for engagement around the ankle of the wearer of the shoe above the body of the latter, whereby the strap may be tilted and shifted above the body of the shoe.

Signed by me at New York city, (Manhattan,) N. Y., this 5th day of August, 1908.

GUSTAVE KRIEGER.

Witnesses:

W. R. SCHULZ,

FRANK V. BRIESEN.