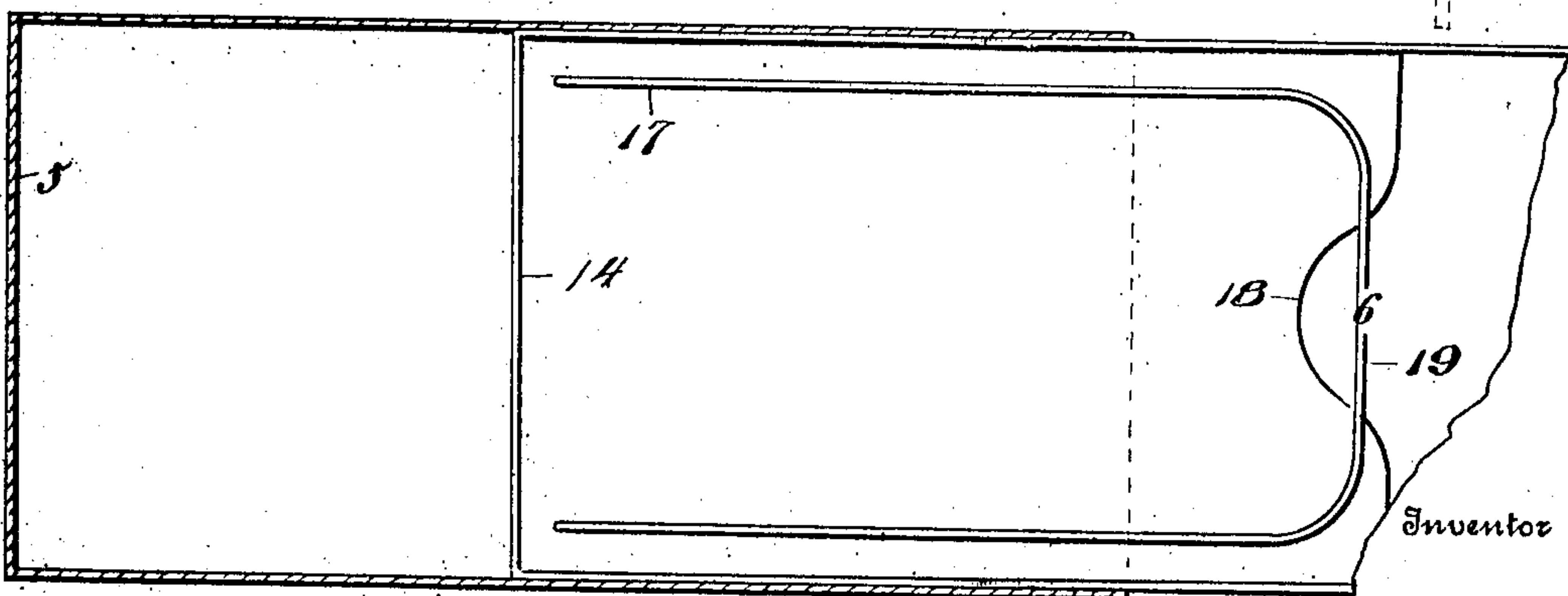
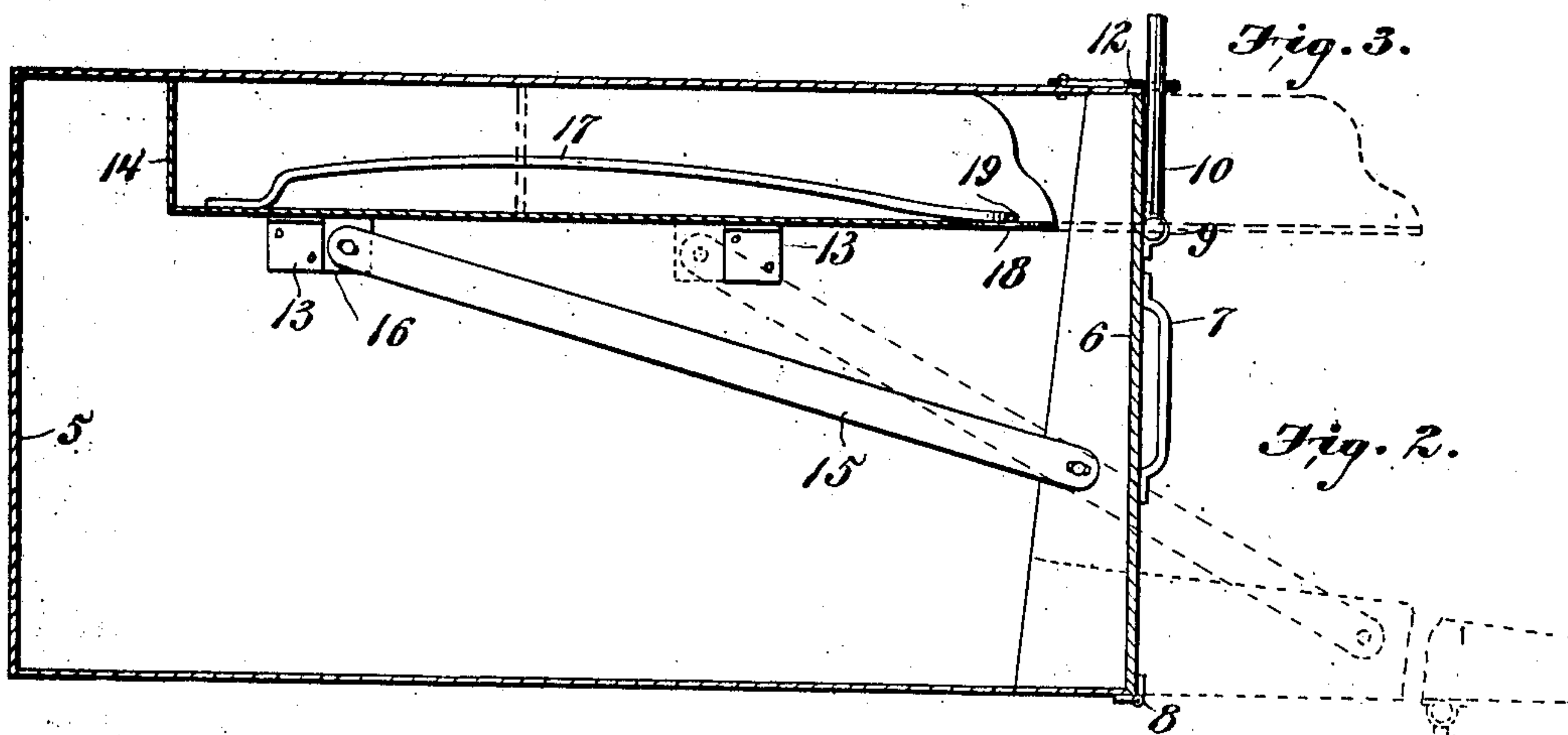
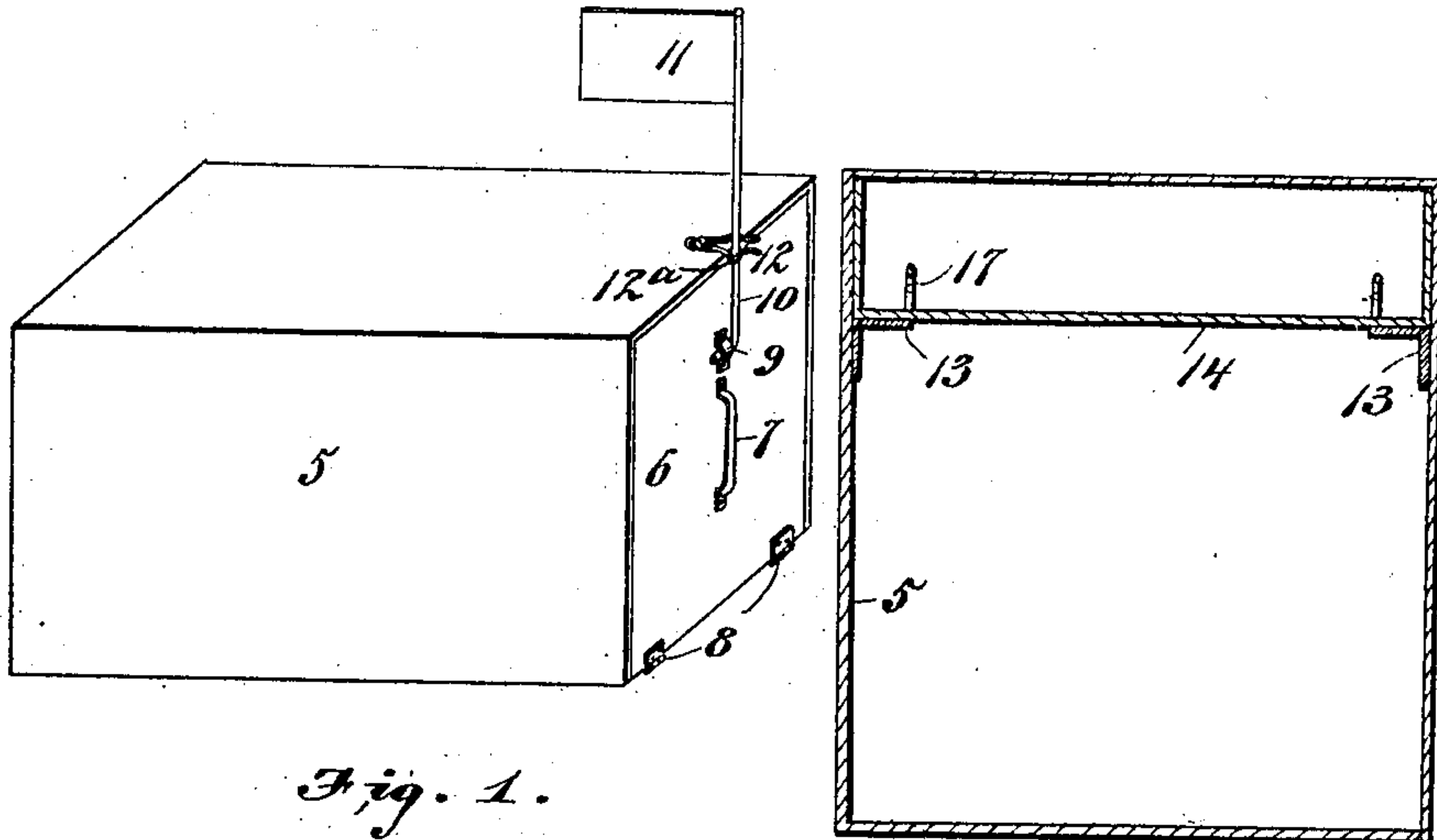


J. E. NORGORD.
LETTER BOX.
APPLICATION FILED MAY 7, 1908.

916,766.

Patented Mar. 30, 1909.



Witnesses
Agnes Quinn
M. Schmidt

Fig. 4.

John E. Norgord.
By M. B. Swanson
Attorneys.

Inventor

UNITED STATES PATENT OFFICE.

JOHN E. NORGORD, OF ROCKDALE, WISCONSIN.

LETTER-BOX.

No. 916,766.

Specification of Letters Patent.

Patented March 30, 1909.

Application filed May 7, 1908. Serial No. 431,368.

To all whom it may concern:

Be it known that I, JOHN E. NORGORD, a citizen of the United States, residing at Rockdale, in the county of Dane and State of Wisconsin, have invented certain new and useful Improvements in Letter-Boxes, of which the following is a specification.

This invention relates to letter-boxes for rural routes, and has for its object to provide a box of this kind with a receptacle for the outgoing mail, which receptacle is connected to the door of the box in such a manner that it will be drawn out when said door is opened, thus exposing the mail matter which is to be collected and thereby insuring its collection.

In the accompanying drawing, Figure 1 is a perspective view showing the box closed. Fig. 2 is a longitudinal section. Fig. 3 is a cross section. Fig. 4 is a plan view of the box open, the top being shown broken away.

Referring specifically to the drawing, 5 denotes a rectangular box having at one end a door 6 provided with a handle 7. The door is hinged at 8 to the bottom of the box so that it will swing downwardly when it is opened. On the outside of the door is swiveled as indicated at 9 a stem 10 carrying a visual signal device 11, and to the top of the box is pivoted a catch to engage said stem for holding it erect when the door is closed. The catch comprises a pair of spring-fingers 12 between which the stem is placed. Upon removing the stem from between said fingers the signal device can be swung downwardly to indicate to the owner of the box the presence of mail matter therein. The signal device is raised by the owner of the box if it contains mail matter to be collected, and it is lowered if the box is empty thus indicating to the carrier the condition of the box. When the door is closed and the stem is held erect by the catch, said parts also serve to hold the door closed. One of the spring fingers has a downward bend 12^a which engages the door to hold it closed when the signal device is swung down as stated.

To the side walls of the box on the inside thereof are secured brackets 13 on which is slidably mounted a shelf 14 which receives the mail matter to be collected by the carrier. The shelf is connected by links 15 to the door 6 in such a manner that when the

door is opened the shelf is withdrawn from the box, whereby the mail matter on the shelf will be exposed to the carrier to insure its collection. The connection between the links 15 and the shelf 14 is made by means of ears 16 projecting from the bottom of the shelf, and these ears are located between the brackets 13 in order that said brackets may also serve as stops for limiting the movement of the door and the shelf, the front bracket 13 preventing the door from being swung open too far, and the rear bracket 13 limiting the closing movement of the door. The shelf 14 carries a looped spring 17 for holding the mail matter thereon. The front end of the shelf is made recessed as indicated at 18 and the looped portion 19 of the spring extends across this recess which arrangement enables the spring to be more readily taken hold of and lifted to remove the mail from the shelf, and it also enables the carrier to more readily grasp the mail matter clamped by said spring to the shelf. The shelf and the spring can also be used for holding money, stamps, etc., to be delivered to the carrier. By connecting the shelf to the door as herein described the mail matter, etc., carried by the shelf will be exposed when the door is opened so that the carrier cannot fail to see the same. When the door is closed the shelf is a little distance from the back of the door thus leaving the mail matter high and dry in all kinds of weather. The box is simple in construction and operation and can be cheaply manufactured. It has no complicated parts to get out of order, and will be at all times in proper condition for use.

In use, the outgoing mail is deposited in the box by the owner thereof and the door 6 is closed and the signal device 11 raised to the position shown in Fig. 1, thus indicating to the carrier that the box contains mail to be collected. The box is opened by removing the stem 10 from between the spring fingers 12 and swinging the signal device downwardly after which the door can be opened and the outgoing mail collected. The carrier then deposits in the box the mail matter for the owner thereof and closes the door, the signal device being left in lowered position to indicate to the owner of the box the presence of mail matter therein. If no mail is

deposited by the carrier he will raise the signal device to indicate that fact to the owner of the box.

I claim:

- 5 The combination with a mail-box and its door, brackets inside the box, a shelf slidably mounted on the brackets, a stop projection on the shelf working between the brackets,

and a connection between the shelf and the door.

In testimony whereof I affix my signature, in presence of two witnesses.

10

JOHN E. NORGORD.

Witnesses:

C. O. ANDERSON,

OTTO ONSTAD.