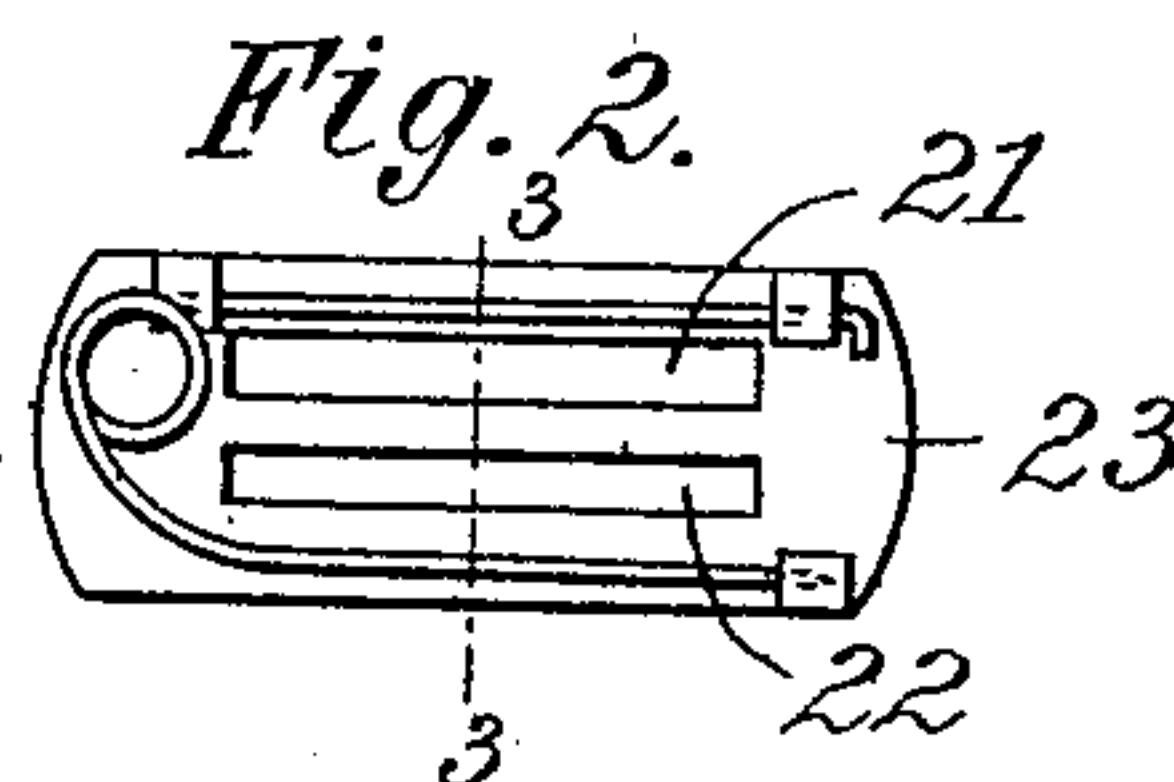
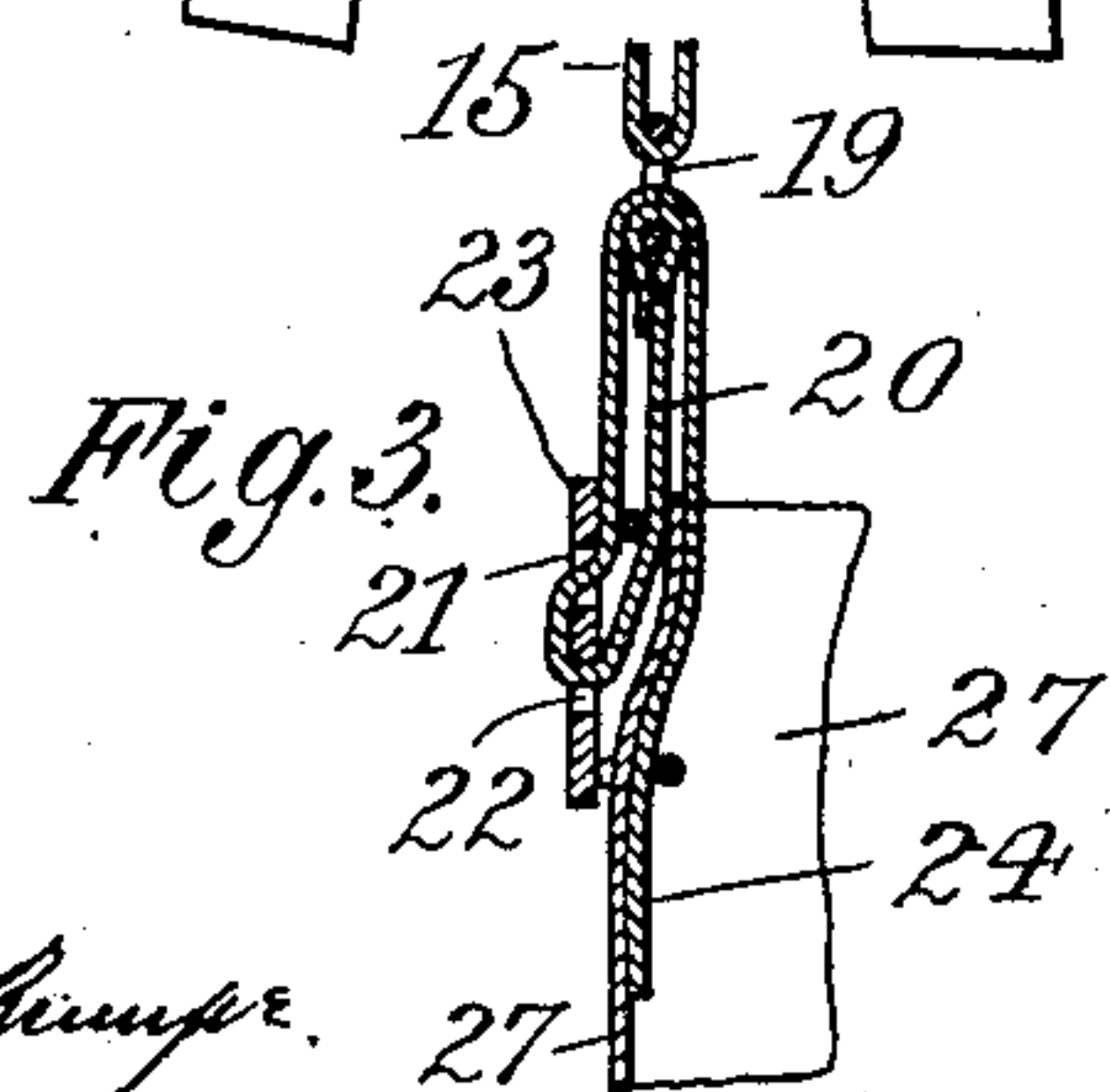
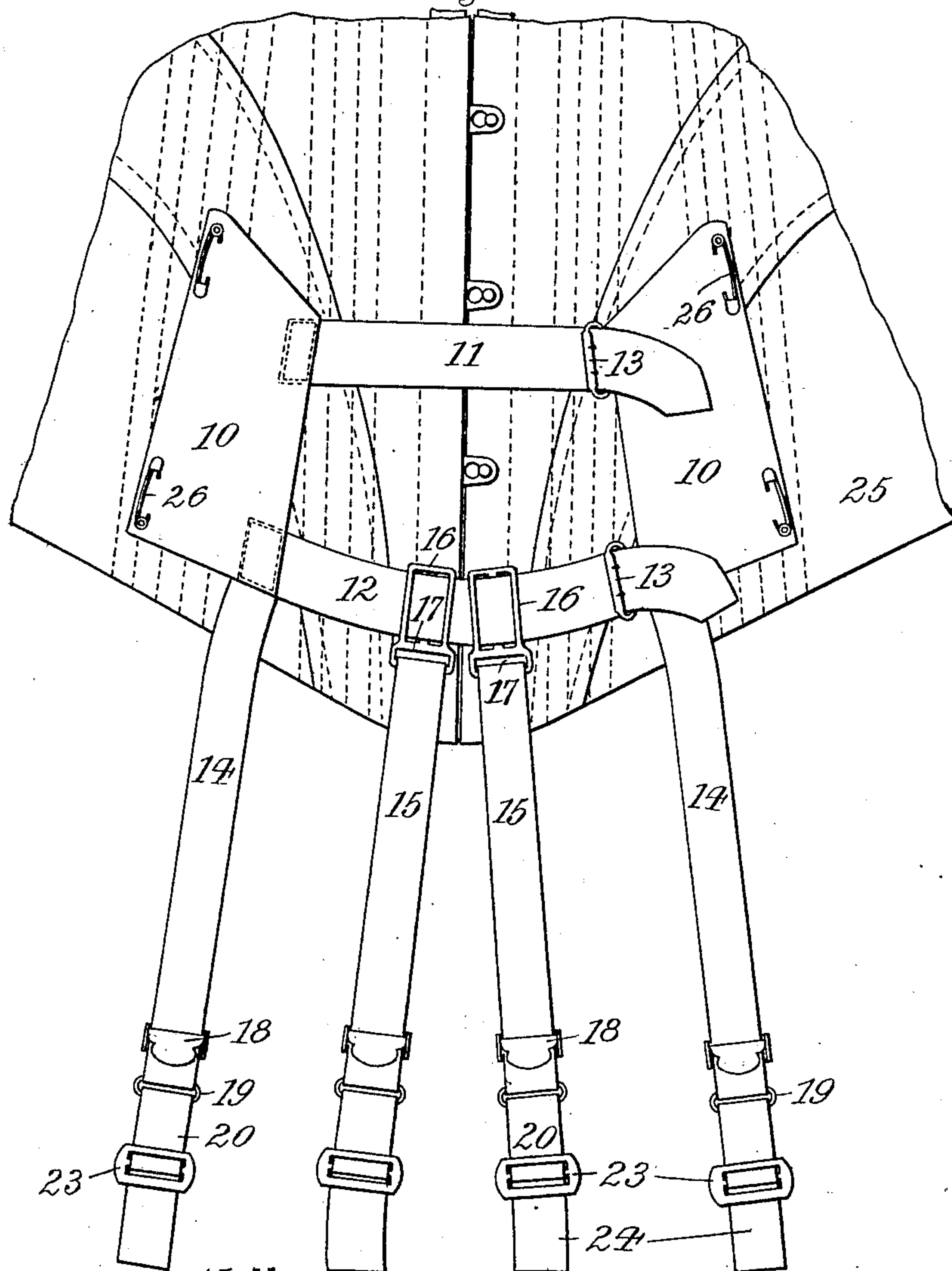


J. LINHARDT.  
 COMBINED CORSET PROTECTOR AND HOSE SUPPORTER.  
 APPLICATION FILED SEPT. 29, 1908.

916,733.

Patented Mar. 30, 1909.

Fig. 1.



WITNESSES  
 Arthur E. Jumper.  
 W. R. Schuch.

INVENTRESS  
 Jennie Linhardt  
 BY  
 Frank V. Bieren  
 ATTORNEY

# UNITED STATES PATENT OFFICE.

JENNIE LINHARDT, OF NEW YORK, N. Y.

## COMBINED CORSET-PROTECTOR AND HOSE-SUPPORTER.

No. 916,733.

Specification of Letters Patent.

Patented March 30, 1909.

Application filed September 29, 1908. Serial No. 455,234.

*To all whom it may concern:*

Be it known that I, JENNIE LINHARDT, a citizen of the United States, residing at New York city, Manhattan, county and State of New York, have invented new and useful Improvements in a Combined Corset-Protector and Hose-Supporter, of which the following is a specification.

This invention relates to a combined corset protector and hose supporter which is adapted to hold a corset at the bottom of its front portion snugly against the body of the wearer. In this way the front stays of the corset are prevented from breaking and the corset is checked from bending forward, so that the figure of the wearer is improved.

In the accompanying drawing: Figure 1 is a front view of a combined corset protector and hose supporter embodying my invention; Fig. 2 a detail of one of the hose securing pins, and Fig. 3 a section on line 3—3, Fig. 2, showing the adjoining parts.

A pair of opposed spaced textile side pieces 10 are connected to each other by a pair of transverse straps 11, 12, which are attached to one of said side pieces and engage buckles 13 on the other piece. In this way the distance between the side pieces may be readily adjusted. To the lower end of side pieces 10 are attached a pair of outer longitudinal straps 14, while a pair of similar inner straps 15 are suspended from lower transverse strap 12. The means for suspending straps 15 from strap 12 consist of slides 16 movable along strap 12 and having lower eyes 17 to receive the upper ends of straps 15. In this way straps 15 may be shifted along strap 12 to convey the pressure exerted by them to any point desired. Each strap 14, 15, is doubled at its lower end and here carries a buckle 18, by which the length of the strap may be adjusted. The doubled lower end of the strap encompasses an oblong eye 19 from which depends a tape 20. This tape passes

from eye 19, first downward, then forward and upward through two slots 22, 21, of a safety pin 23, then again back through eye 19, and then downward to project with its rear free end 24 below pin 23.

In use, the two side pieces 10, properly spaced, are attached to a corset 25 by pins 26, or otherwise, in such a manner that straps 11, 12 extend transversely across the lower front portion of the corset. Each stocking is then secured to two adjoining straps 14, 15, by introducing its top 27 between the two folds of tapes 20, and then thrusting pin 23 through the stocking, as well as through the depending rear section 24 of tape 20. In this way the tape-section 24 forms a reinforcement for the stocking and prevents the latter from tearing. As the straps 11, 12 extend transversely across the corset, they will hold down the lower ends of the front corset stays, and thus constitute a check against outward bending or breaking. Further, as the corset is held snugly against the wearer, by the joint action of the transverse straps and the pressure exerted by the longitudinal straps, the figure of the wearer will be displayed to advantage.

I claim:

A device of the character described, comprising a pair of side pieces, an upper and a lower transverse strap connected to one of said side pieces, means for detachably securing said straps to the other side piece, slides engaging the lower strap, outer longitudinal straps depending from the side pieces, and inner longitudinal straps secured to the slides intermediate the outer straps.

Signed at New York city, Manhattan, N. Y., this 28th day of September, 1908.

JENNIE LINHARDT.

Witnesses:

W. R. SCHULZ,  
FRANK V. BRIESEN.