

P. G. HUBERT.

FOLDING BED.

APPLICATION FILED AUG. 12, 1907.

915,964.

Patented Mar. 23, 1909.

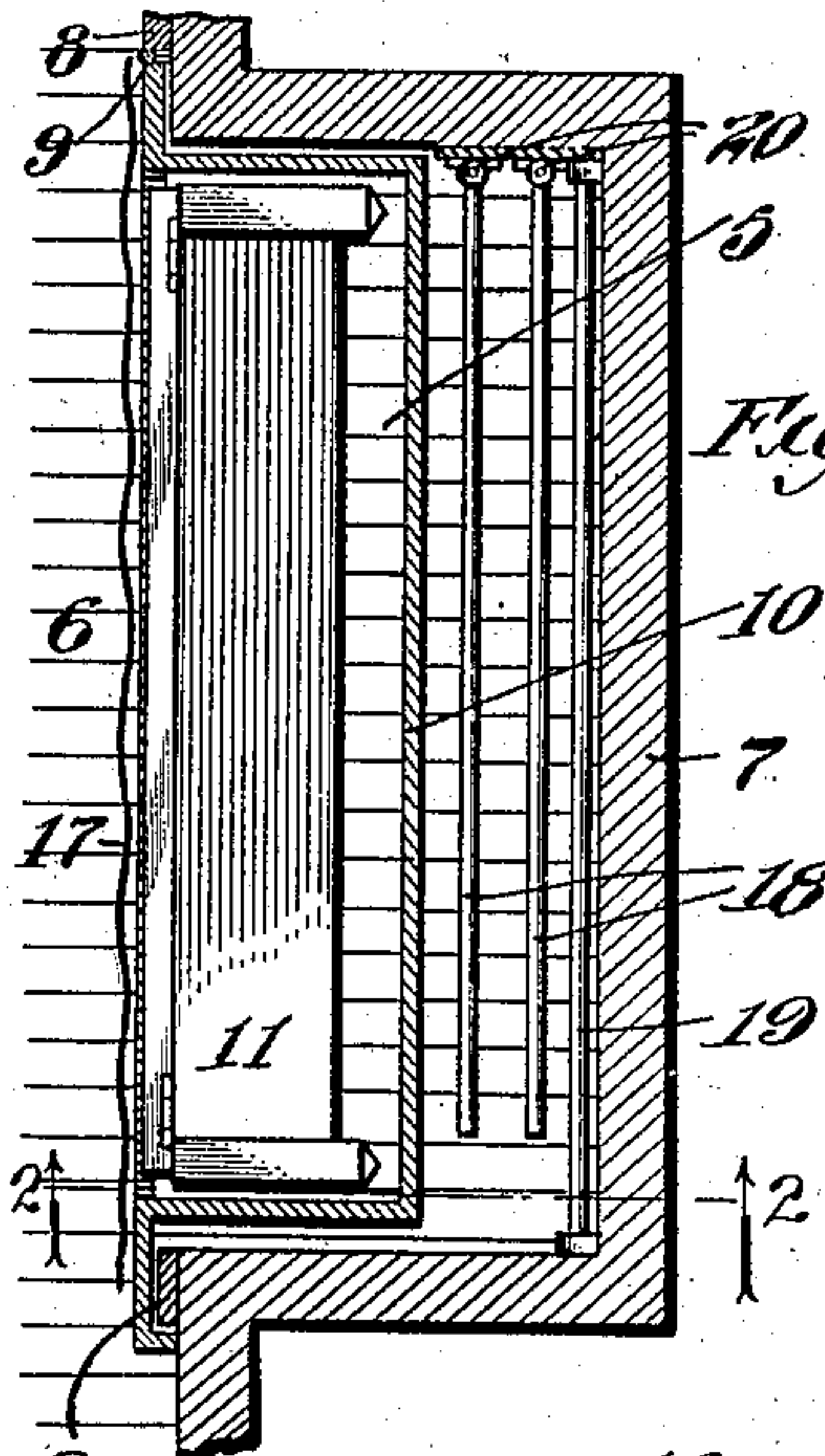


Fig. 1.

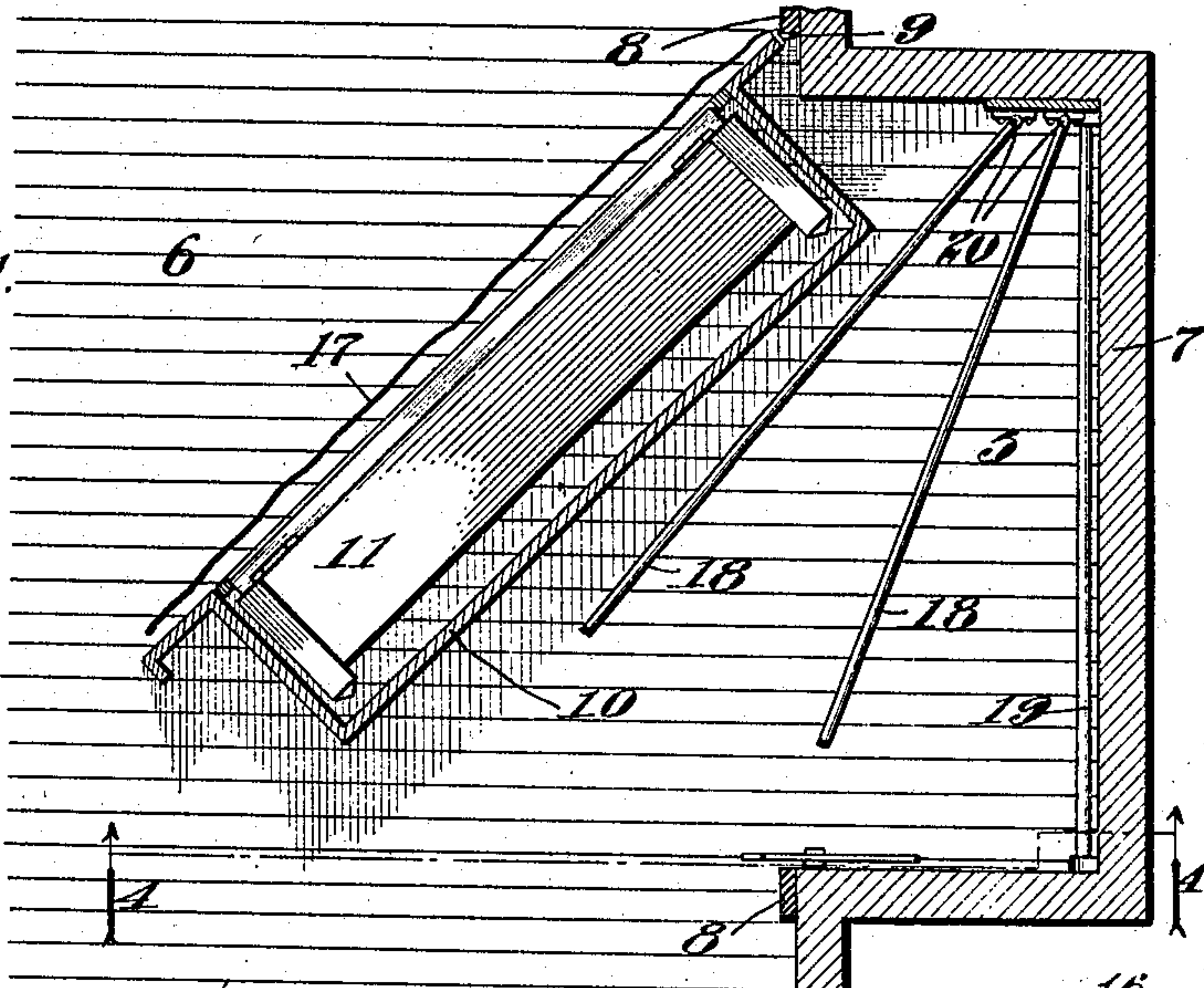


Fig. 3.

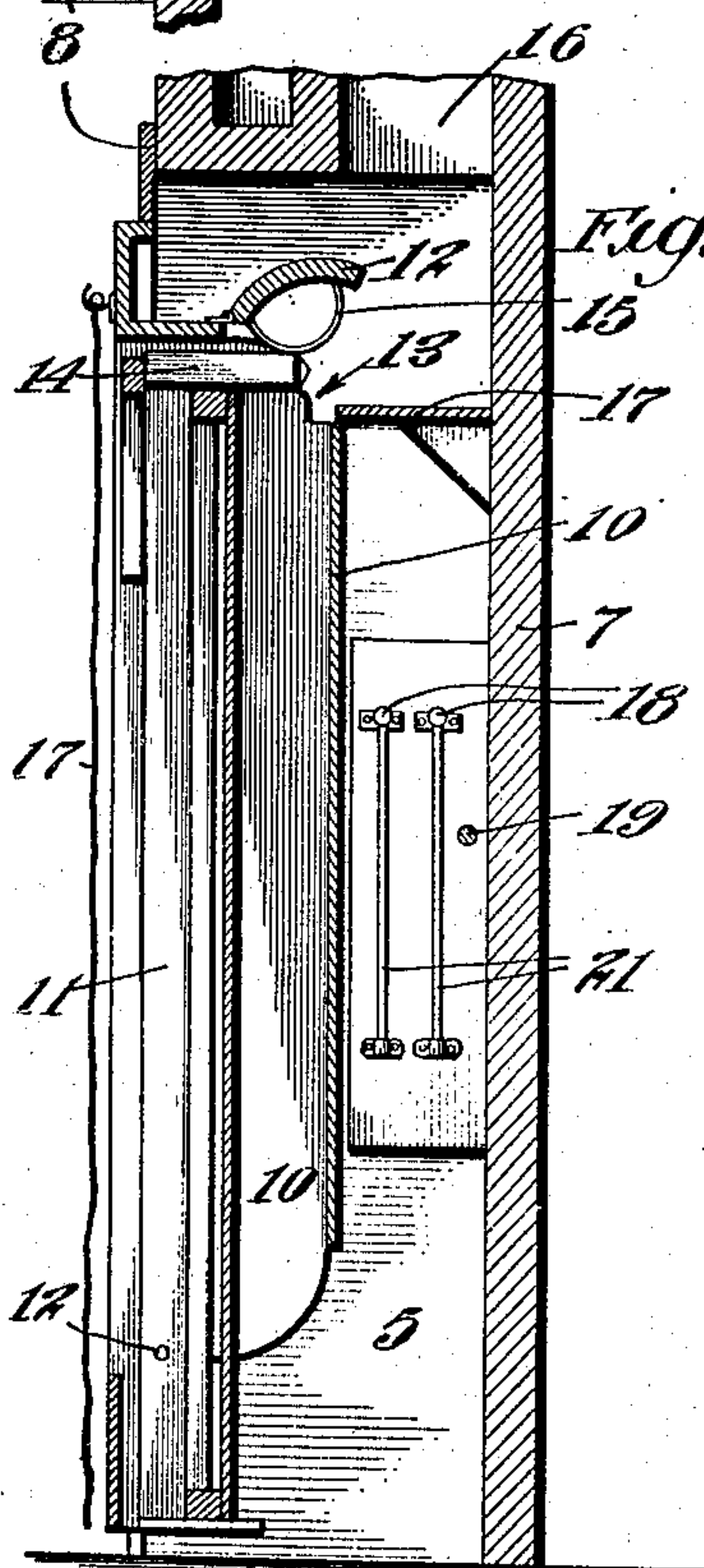


Fig. 2.

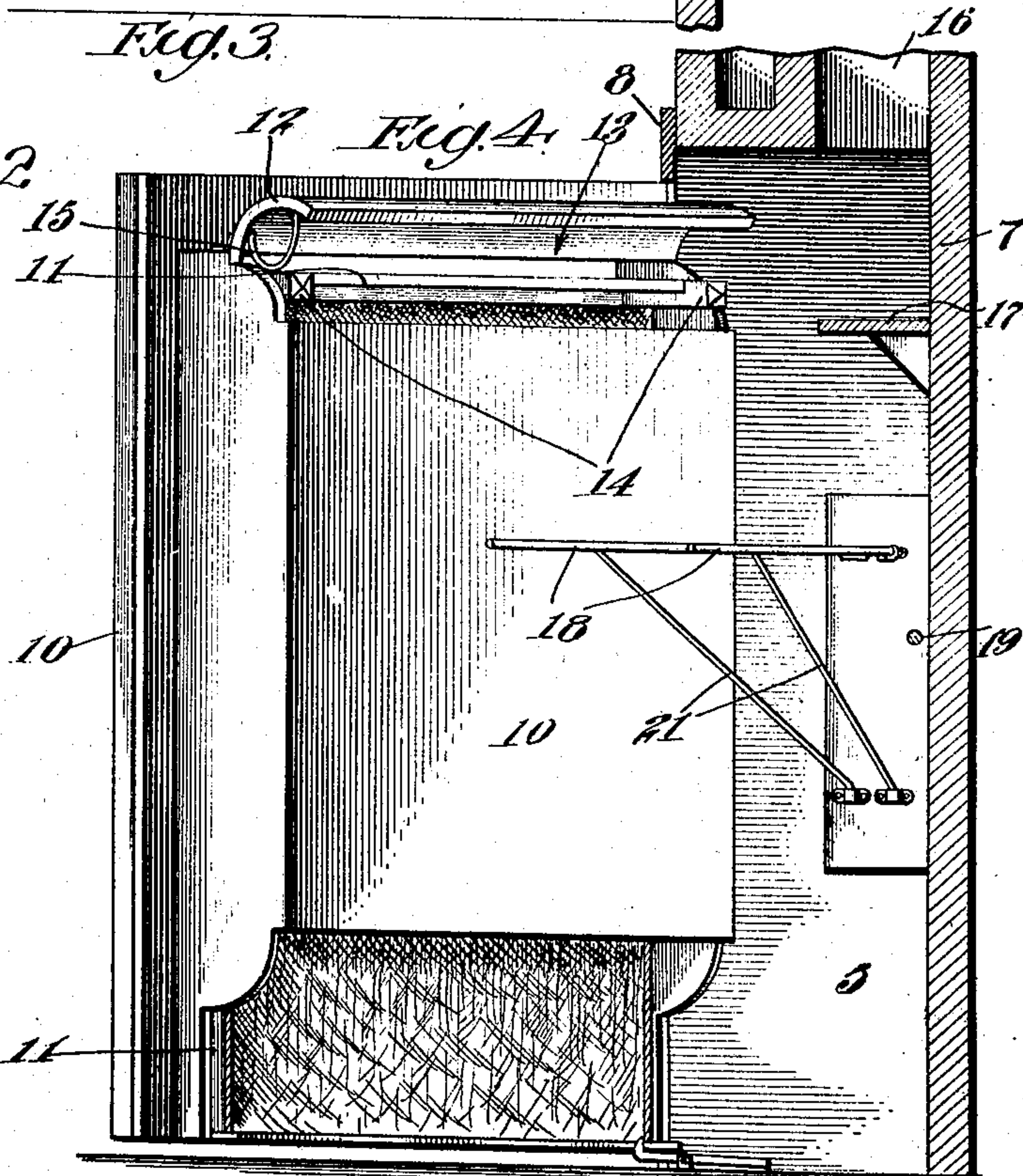


Fig. 4.

Witnesses:

Frank C. Calkins
Ollie Palmer

Inventor:
Philip G. Hubert.

by
Hazard & Thomas
Attorneys.

UNITED STATES PATENT OFFICE.

PHILIP G. HUBERT, OF LOS ANGELES, CALIFORNIA.

FOLDING BED.

No. 915,964.

Specification of Letters Patent.

Patented March 23, 1909.

Application filed August 12, 1907. Serial No. 388,107.

To all whom it may concern:

Be it known that I, PHILIP G. HUBERT, a citizen of the United States, residing at Los Angeles, county of Los Angeles, and State of California, have invented new and useful Improvements in Recess-Beds, of which the following is a specification.

My invention relates to a combination of a folding bed and a recess therefor and the prime object thereof is to provide such a combination that the bed may be folded up into the recess and further that the recess may be used as a clothes closet with free access thereto.

A further object is to provide automatic ventilation openings so that the bed may be thoroughly ventilated while folded up into the recess.

I accomplish these objects by means of the device described herein and illustrated in the accompanying drawings in which:—

Figure 1,—is a sectional plan view of my recess bed in its closed position. Fig. 2,—is a vertical section of the same taken on line 2—2 of Fig. 1. Fig. 3,—is a plan view of the device in its open position. Fig. 4,—is a sectional elevation of the same taken on line 4—4 of Fig. 3.

In the drawings 5 designates a recess opening from a room 6 and having back and side walls 7. A casing 8 is provided around the opening of the recess to impart to the same a finished appearance. Secured by hinges 9 to one side of casing 8 is a bed box 10 which is adapted to neatly close the opening of the recess and fit into and over casing 8 as shown in Figs. 1 and 2. Box 10 is adapted to swing outwardly on hinges 9 to such a position as is shown in Figs. 3 and 4 and to thereby give ready access to recess 5 behind it. Box 10 is provided with a bed frame 11 pivoted at 12 to the box and which is adapted to be swung downwardly to a horizontal position in the usual manner when it is desired to be used. Box 10 is provided on its upper end with a hinged closure 12 for a ventilating opening 13, the closure being adapted to be held in its open position by posts 14 of bed frame 11, a curved rod 15 on the closure contacting with posts 14 when the bed is in its closed position. Recess 5 is provided with a ventilating flue 16 and the front of bed box 10 is covered with a portière 17 so that air may enter through the front of the bed box, pass upwardly through

ventilation opening 13 and thence through flue 16, ventilating the bed and the bed clothes thereon (not shown) while the bed is in its closed position during the day. Recess 5 is slightly deeper than is actually required for the reception of bed box 10 and is provided with a shelf 17 and clothes rods 18 and 19 behind the box. Clothes rods 18 are hinged at 20 and are supported by braces 21 so that they may be swung outwardly to the position shown in Figs. 3 and 4 in order to render easy access to the clothes hung thereon (not shown). Rod 19 is rigidly affixed to side walls 7.

From the foregoing description it will be observed that I have provided a bed which answers all the requirements of the usual folding bed with the additional advantage that it is thoroughly ventilated when not in use. It will also be noticed that the ventilation opening is closed while the bed is in use thus obviating any undue draft over the persons using the same. When the bed is swung outwardly so as to expose the recess, a clothes closet is opened up which is far more convenient than the usual clothes closet in that perfect access is afforded to the same across the whole front of the recess. As a clothes closet is usually limited in its utility by accessibility to the objects hung therein and not by its mere holding capacity it will be manifest that my improved recess has far greater utility than the usual clothes closet of larger floor dimensions.

Having described my invention what I claim as new and desire to secure by Letters Patent is:—

1. A recess bed, comprising a structure having a recess therein provided with a ventilating flue leading therefrom, a box closure for said recess, said box being provided with a ventilating opening and a closure therefrom, and a bed frame pivotally mounted in said box and adapted to hold said closure open when in its folded position.

2. A closet bed comprising a wall having a recess provided with a ventilating flue therein, a closure hinged to one side of the opening of the recess, said closure comprising a box extending partly into the recess open on its outer face and having a ventilating opening in its top within the recess, a closure for said ventilating opening hinged to said box, and a bed frame pivoted at the lower end of said box, said frame contacting with said last

named closure to open the ventilating opening when the bed frame is in its folded position.

3. A closet bed comprising a wall having a recess therein, said recess having a ventilating flue leading from the top thereof, a closure for said recess hinged to one side of the recess opening; said closure comprising a frame and an open faced box extending into the recess and having a ventilating opening in its top, a closure for said ventilating opening hinged to said box, said ventilation closure being normally in its closed position, a contact rod mounted on said ventilation closure, and a bed frame pivoted in said box and adapted to swing downwardly and outwardly therefrom, said frame contacting with said rod to hold said ventilation closure

in its open position when the frame is in its folded position.

4. The combination with a recessed structure of an open front bed box hinged at one side of said recessed structure and adapted to close the front thereof a bed frame pivotally mounted in said box, there being a ventilating opening formed in said box and opening into said recess, and a closure for said opening which is automatically opened by the folding of the bed into the box.

In witness that I claim the foregoing I have hereunto subscribed my name this 5th day of August 1907.

PHILIP G. HUBERT.

Witnesses:

EDMUND A. STRAUSE,
OLLIE PALMER.