

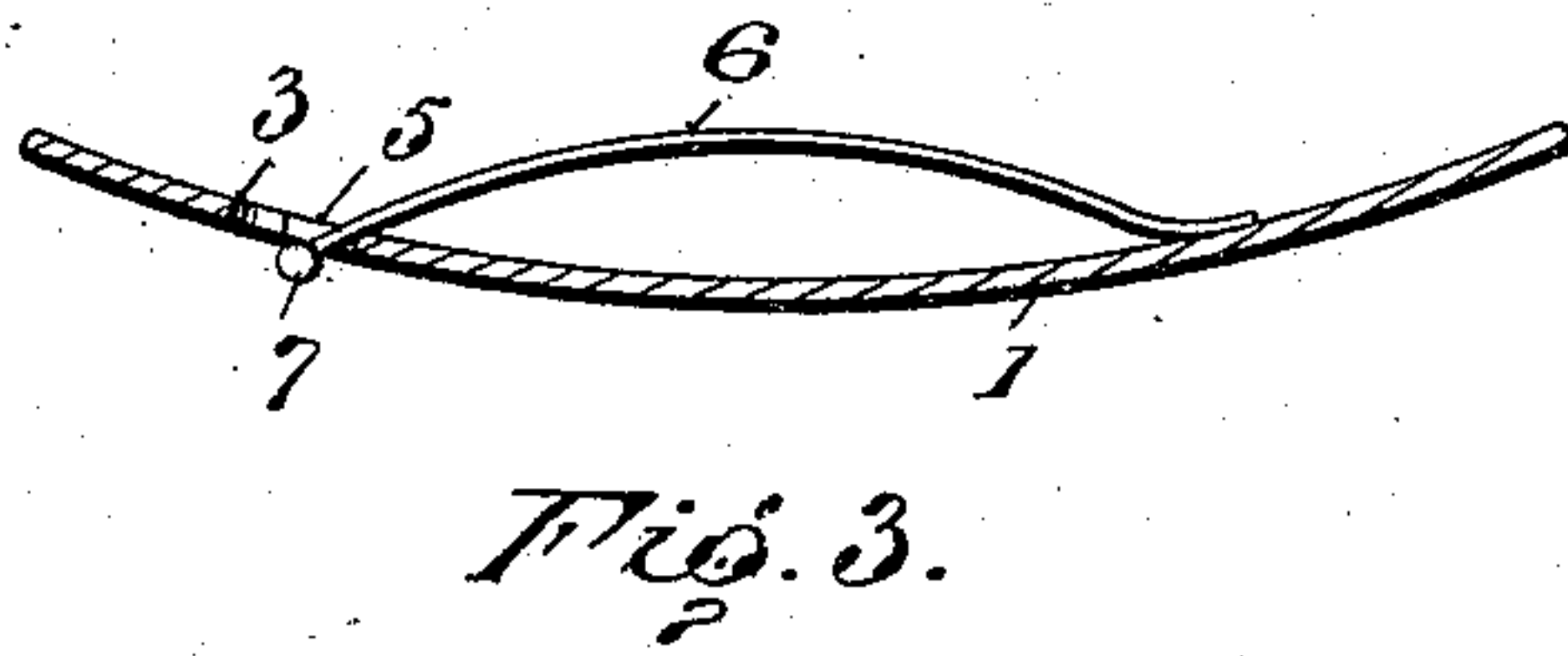
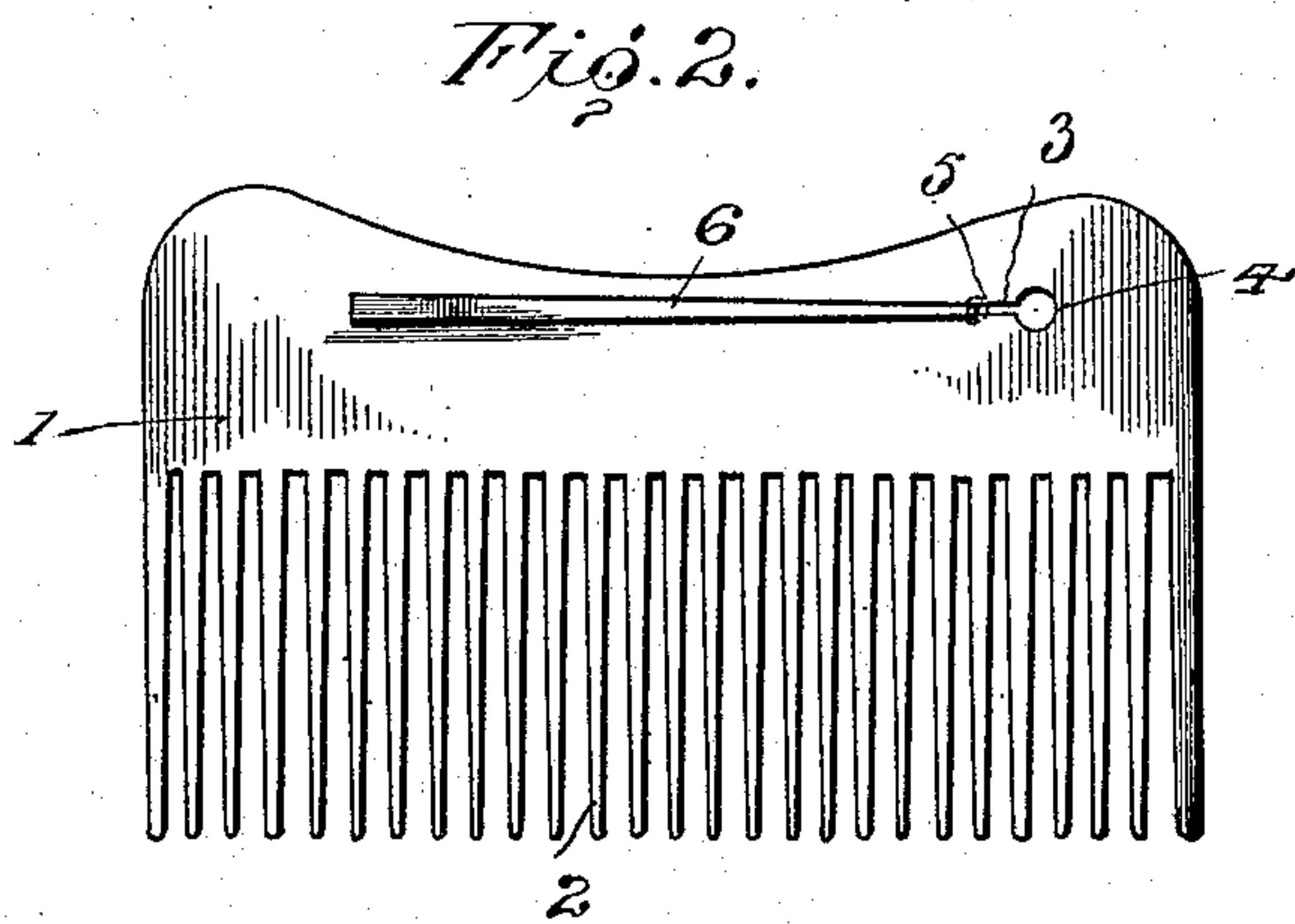
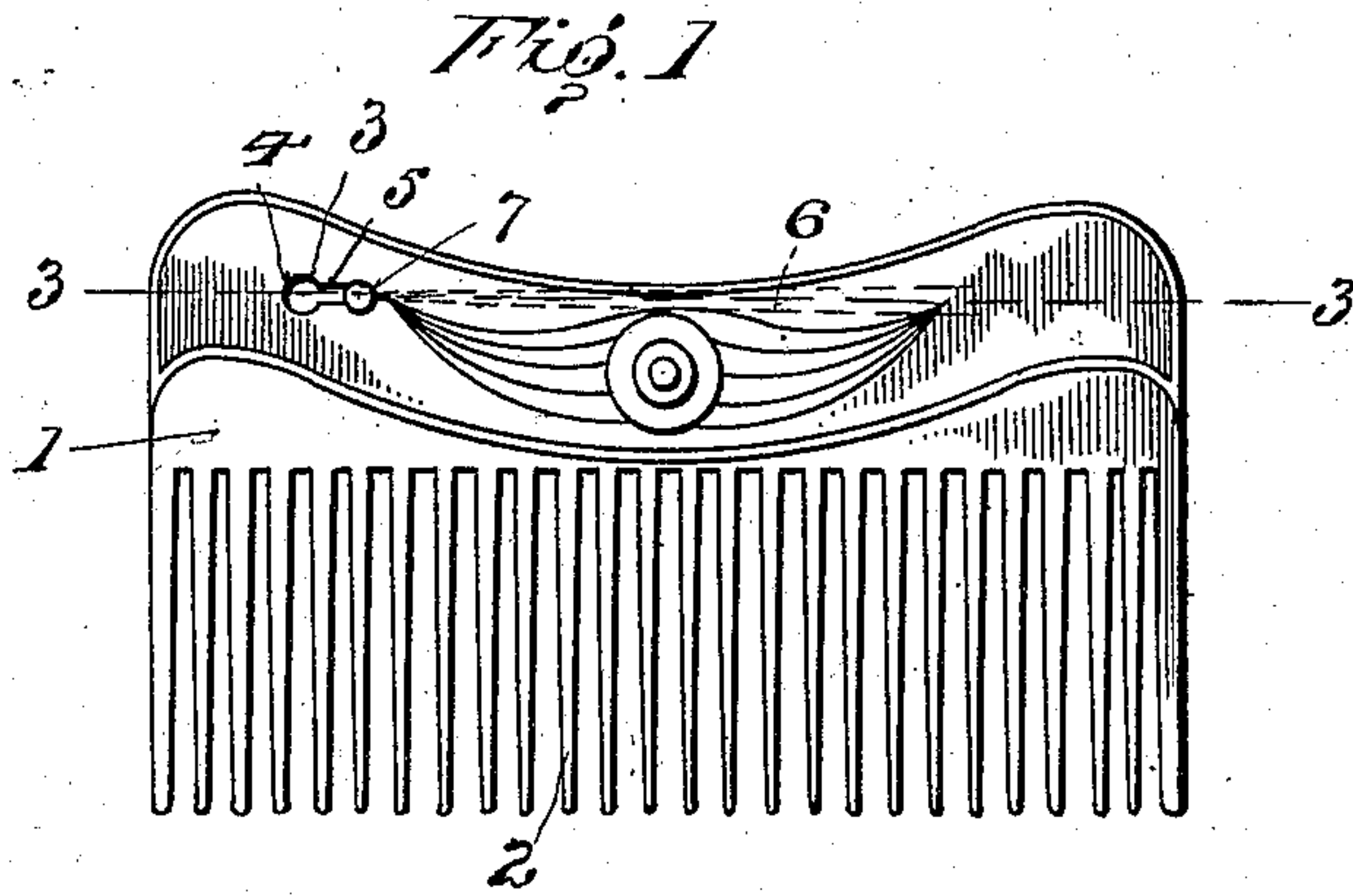
W. C. KRUEGER.

BACK COMB.

APPLICATION FILED OCT. 24, 1908.

915,775.

Patented Mar. 23, 1909.



Inventor

Willis C Krueger

Witnesses

H. E. Klein
J. H. Miller

By Dudley, Brown & Phelps
Attorneys

UNITED STATES PATENT OFFICE.

WILLIS C. KRUEGER, OF WINONA, MINNESOTA.

BACK-COMB.

No. 915,775.

Specification of Letters Patent.

Patented March 23, 1909.

Application filed October 24, 1908. Serial No. 459,403.

To all whom it may concern:

Be it known that I, WILLIS C. KRUEGER, a citizen of the United States, residing at Winona, in the county of Winona and State of Minnesota, have invented certain new and useful Improvements in Back-Combs, of which the following is a specification.

My invention relates to improvements in back-combs for ladies' use, and it has for its object the construction of such a comb provided with means whereby the same is prevented from falling out of the hair and becoming lost.

A further object of my invention is the production of a device of this character which can be readily adjusted in place or removed therefrom.

In the accompanying drawing illustrating my invention Figure 1 is a front view of my improved device, Fig. 2 is a rear view thereof, Fig. 3 is a section taken on line 3, 3 of Fig. 1.

Similar reference numerals denote like parts in the several figures.

1 represents a comb having a row of teeth 2 at the lower edge thereof.

3 designates a key-hole slot formed in the body of the comb adjacent to one end thereof and consisting of a circular opening 4 and a contracted slot 5 extending from the opening 4 toward the opposite end of the comb.

6 designates a spring piece or arm secured at one end to the back of the comb and provided at its other end with a ball-shaped end 7 adapted to fit within the circular portion 4 of the slot 3 in the body of the comb structure.

In applying my device to the hair the same can be very readily locked in place by

pressing and bending the ends inwardly against the head, which causes the ball-shaped end 7 of the spring arm 6 to pass through the similar shaped opening 4 in the plate and to be retained therein, thus holding the strands of hair between the spring arm and the comb proper.

In order to release the device from place it is only necessary to press the ends of the body portion toward each other and at the same time press with one finger on the end 7 of the spring arm 6 which projects through the circular slot in the structure when the strands of hair will be released from within said arm and the device may then be readily removed.

I am aware that various changes may be made in the structural features of my invention, and for this reason I do not desire to limit myself to the exact form shown and described except as required by the scope of the appended claim.

Having thus described my invention what I claim as new and desire to secure by Letters Patent is—

In a device of the character described, a bowed flexible plate having a keyhole slot therein, a reversely bowed arm secured at its inner end to the back of said plate, and having a head at its outer end adapted to enter said slot and to be removed therefrom by the bending of the plate, whereby the device may be secured in place and removed, as set forth.

In testimony whereof I affix my signature in presence of two witnesses.

WILLIS C. KRUEGER.

Witnesses:

M. B. WEBBER,

MARGARET GARNOCK.