

915,206.

J. H. McCORD.
MATCH BOX.
APPLICATION FILED MAR. 24, 1908.

Patented Mar. 16, 1909.

FIG. 1.

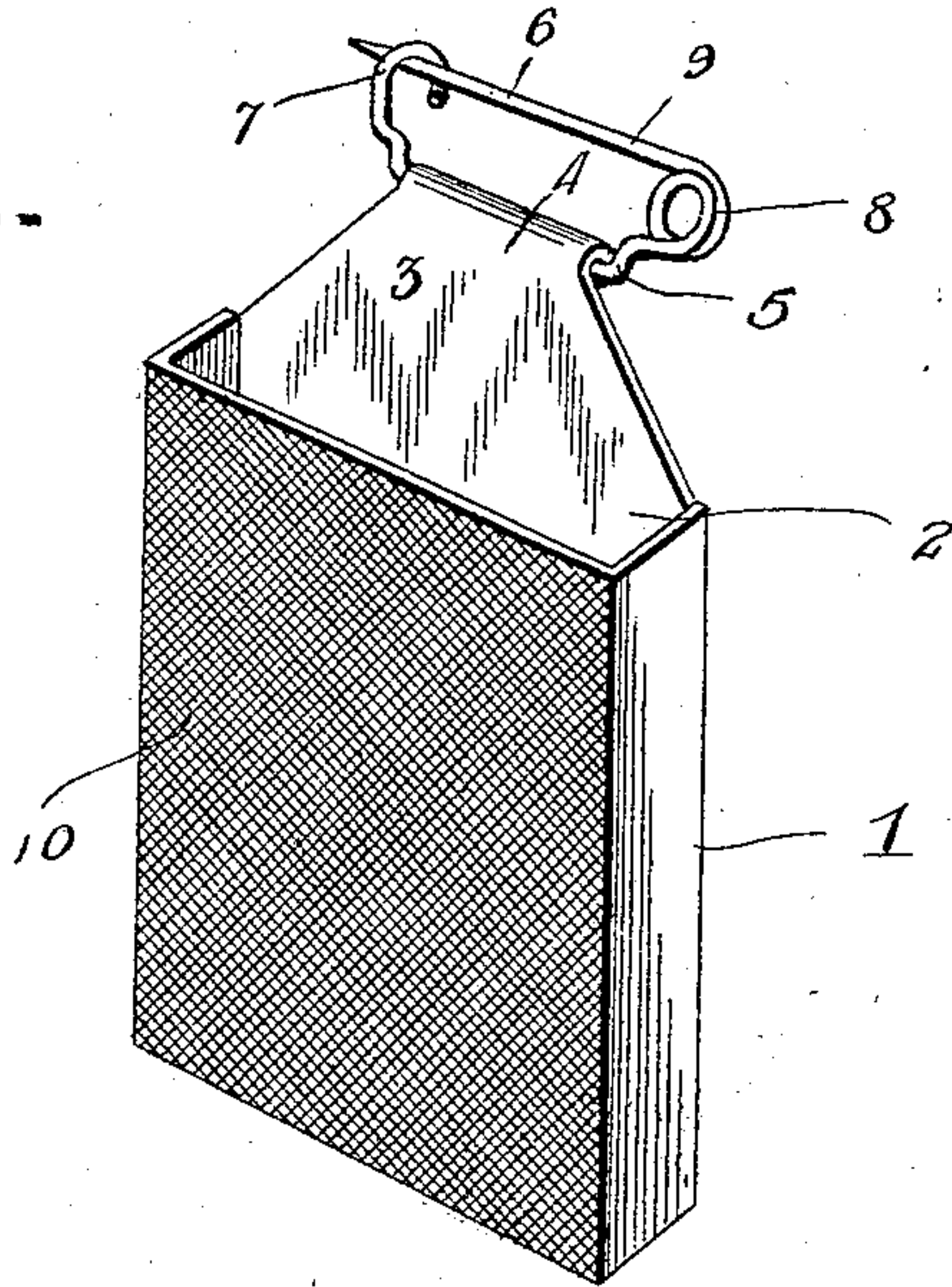


FIG. 2.

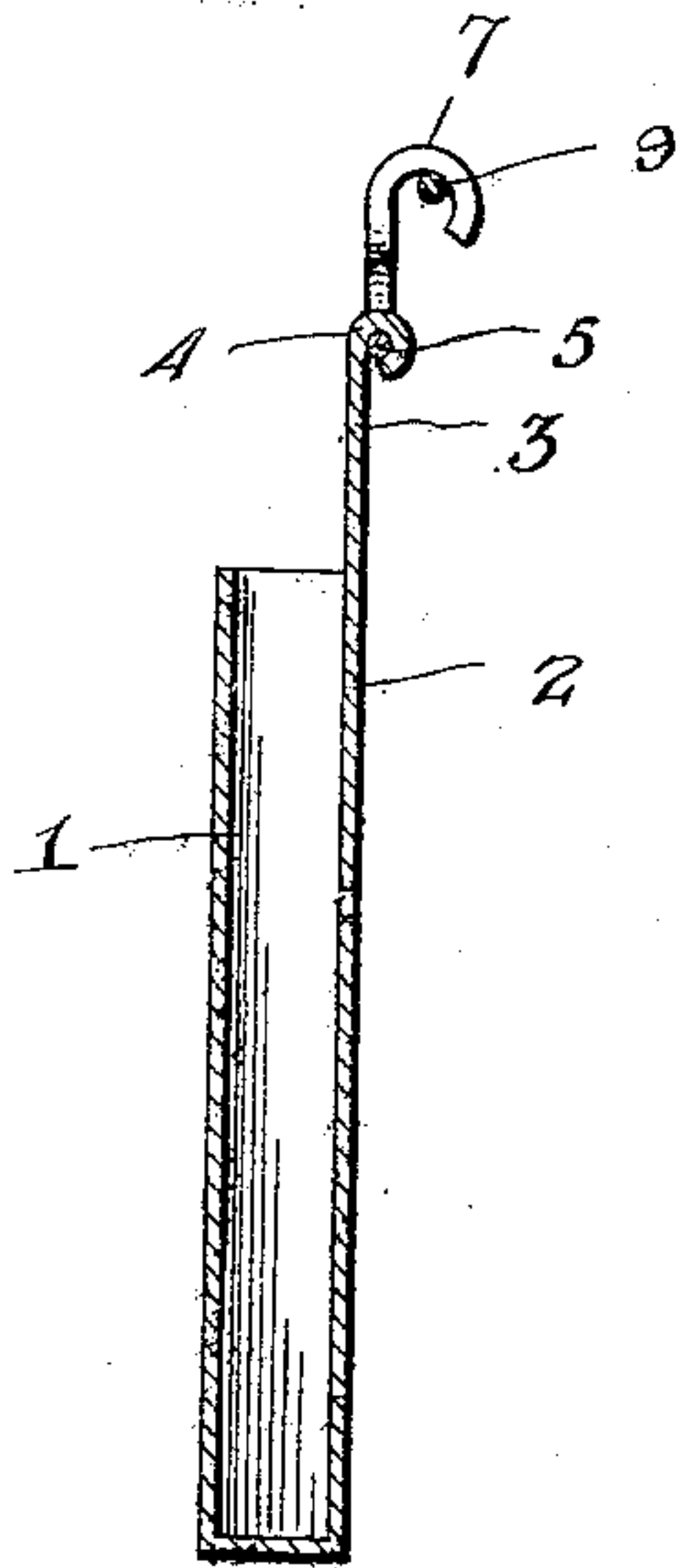
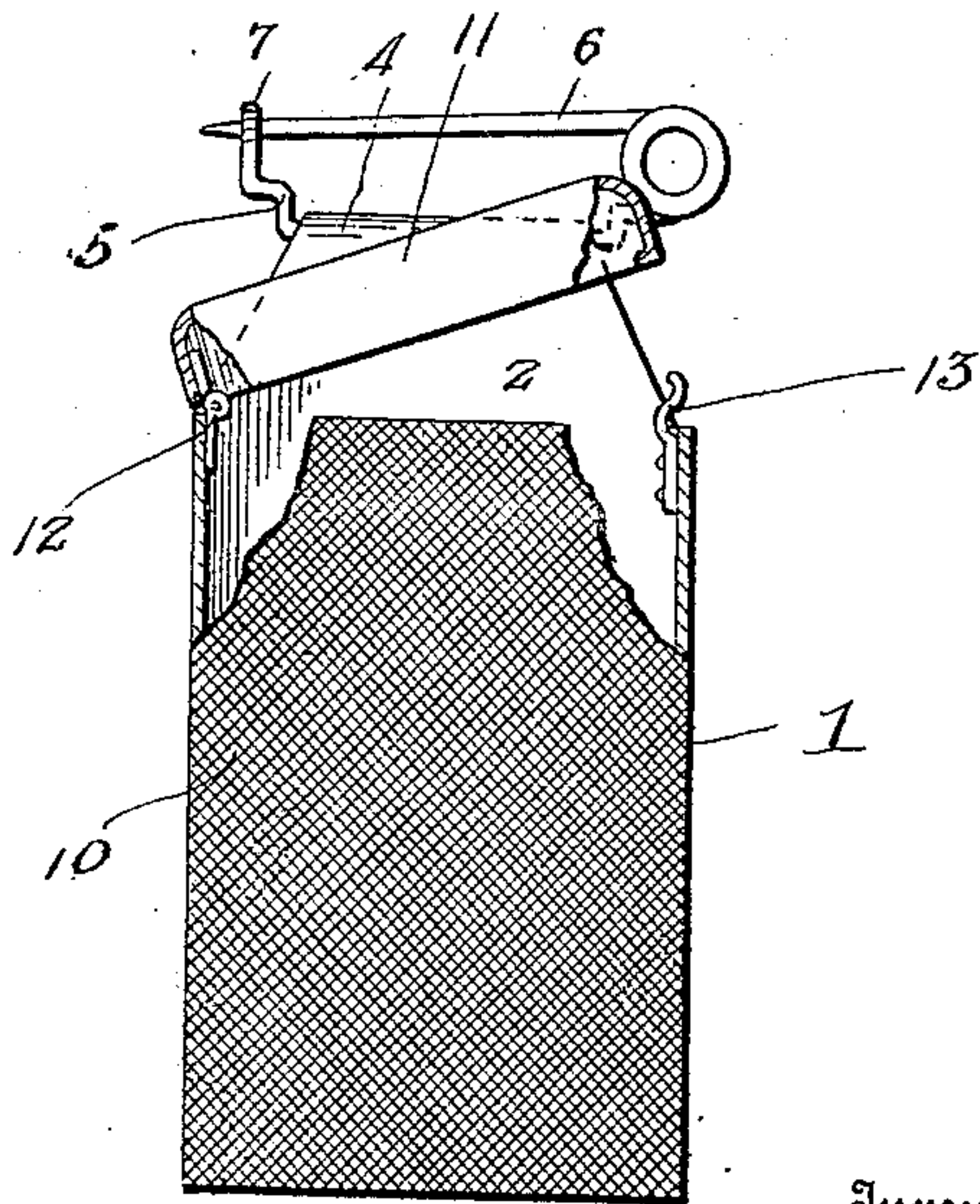


FIG. 3.



Witnesses
Chas. L. Griesbauer.
m. L. Skinner.

Inventor
John H. McCord
By Watson & Coleman
Attorney

UNITED STATES PATENT OFFICE.

JOHN H. McCORD, OF PIERRE, SOUTH DAKOTA.

MATCH-BOX.

No. 915,206.

Specification of Letters Patent.

Patented March 16, 1909.

Application filed March 24, 1908. Serial No. 422,959.

To all whom it may concern:

Be it known that I, JOHN H. McCORD, a citizen of the United States, residing at Pierre, in the county of Hughes and State of South Dakota, have invented certain new and useful Improvements in Match-Boxes, of which the following is a specification, reference being had to the accompanying drawings.

10 My invention relates to improvements in match boxes or safes of that class designed for attachment to the person, and it consists of the novel features of construction and the combination and arrangement of parts hereinafter fully described and claimed.

15 The object of the invention is to provide a simple, practical and inexpensive device of this character which may be conveniently attached to the inside of a coat or vest or upon a pair of suspenders or any other convenient place to enable a person to always have dry matches and to permit him to strike a match and light a cigar in the wind or rain, the lighted match being protected from the wind by the coat or other garment.

20 The above and other objects of the invention are attained in its preferred embodiment illustrated in the accompanying drawings, in which—

30 Figure 1 is a perspective view of my improved match safe; Fig. 2 is a vertical transverse section through the same; and Fig. 3 is a view partly in elevation and partly in section of a slightly modified form of the invention.

35 My improved match safe or box is preferably in the form of a rectangular body 1 constructed of sheet metal and having an open top out of which the matches project. The back 2 of the body is extended above its open top to provide a suspending tongue 3, the side edges of which are beveled upwardly and inwardly to reduce it in width and the upper end of which is rolled, as at 4, around a straight bar 5 of a suspending and attaching member 6 preferably in the form of a safety pin. The latter may be of any suitable or preferred construction, but as shown the latter has one end of its bar or member 5 bent to provide a keeper hook 7 and its other end after being coiled, as at 8, is shaped to provide a straight pointed pin 9. This pin after passing through the garment or other object

from which the box is suspended is engaged with the keeper hook 7, as will be readily understood. The safety pin 6 thus serves as a means for pivotally suspending the box and conveniently attaching it to a garment or the like.

To enable the matches to be readily struck or ignited, I preferably provide a striking surface 10 upon the body of the box. This surface is preferably upon the front or outer face of the body and it may be formed integral with the front wall of the body by nurling, milling, or otherwise roughening its outer face, or it may be formed separate from the body and attached thereto, as by pasting or otherwise securing a piece of sand paper, emery paper or the like upon the body.

70 If desired, I may provide the body or box 1 with a cover or top 11 which will protect the projecting upper ends of the matches and retain them in the box. As shown, said cover or lid is hinged at one end as at 12 and its free end is adapted to be secured by a suitable spring catch 13, as clearly shown in Fig. 3.

80 From the foregoing it will be seen that owing to the peculiar construction of the box and to the provision of the attaching pin 6, it may be conveniently applied to a coat, vest, suspenders, or other article of apparel upon the person. When applied to the inner face of the coat or to any under garment, it will be seen that the coat may be effectively used for shielding a lighted match from the wind while the person is lighting his cigar or otherwise using the match. The safety pin 6 permits the device to be quickly and easily applied or removed and the provision of the match striking surface 10 enables the wearer of the device to conveniently and effectively strike a match without marking up his clothing or nearby furniture, walls, etc.

95 The peculiar construction of the device enables it to be produced at a comparatively small cost so that it may be used as an advertising novelty when suitable advertising matter is placed upon any portion of the box.

100 Having thus described my invention what I claim is:

The herein described match box comprising an attaching pin formed of a single piece of wire and having a body bar formed intermediate its ends with an offset portion, at

one end with a hook and at its other end with
a coil terminating in a pin to engage said
hook, a match holding body of rectangular
shape having an open top, the back wall of
5 said body being extended upwardly and re-
duced in width and having its upper extrem-
ity bent around the offset portion of the body
bar or shank of the attaching pin, and a

match striking surface upon the front wall of
said box.

In testimony whereof I hereunto affix my
signature in the presence of two witnesses.

JOHN H. McCORD.

Witnesses:

THOS. H. AYRES,

D. I. SHANK.