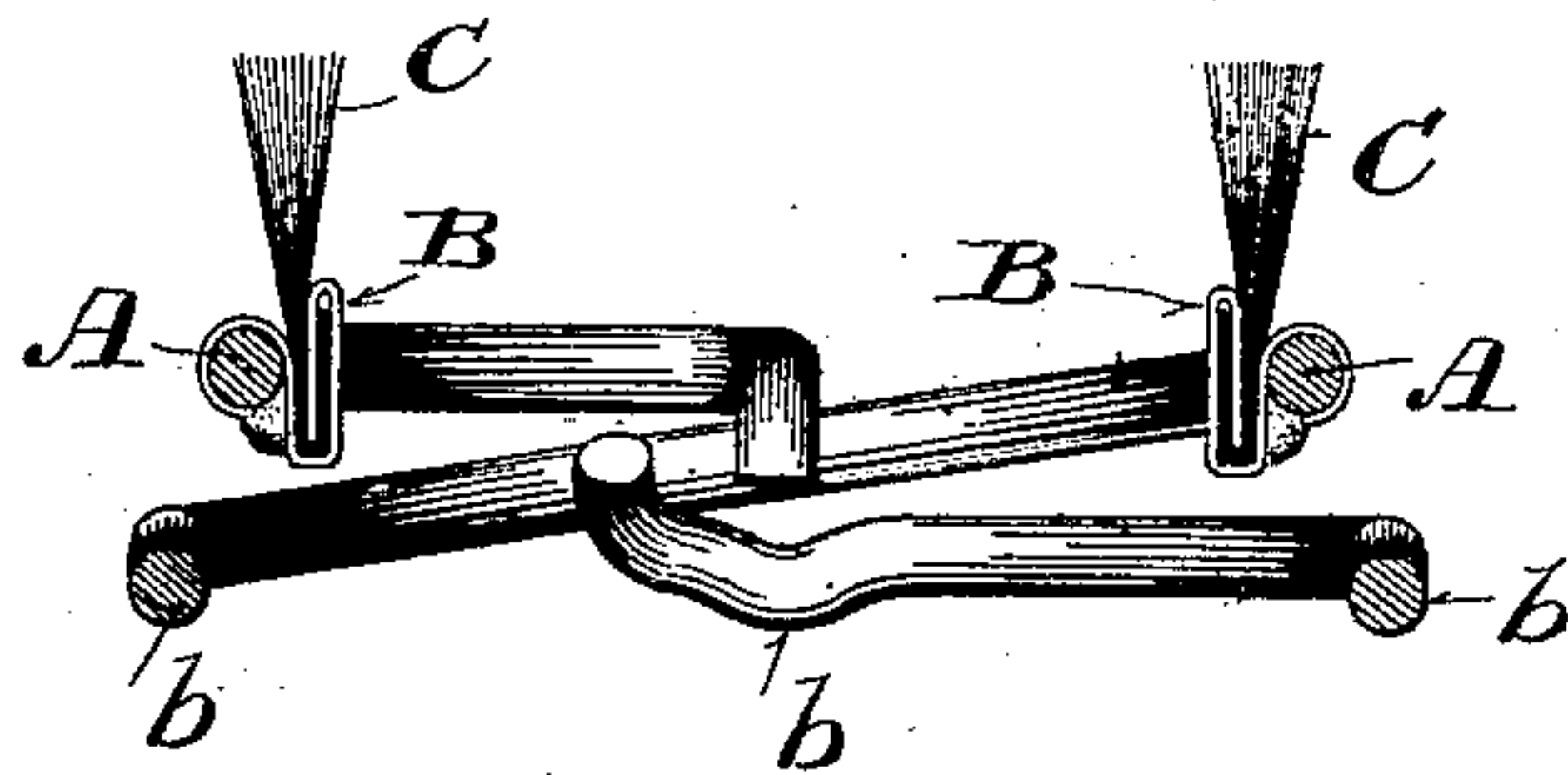


A. R. WIENS.  
SIEVE CLEANER BRUSH.  
APPLICATION FILED JAN. 20, 1908.

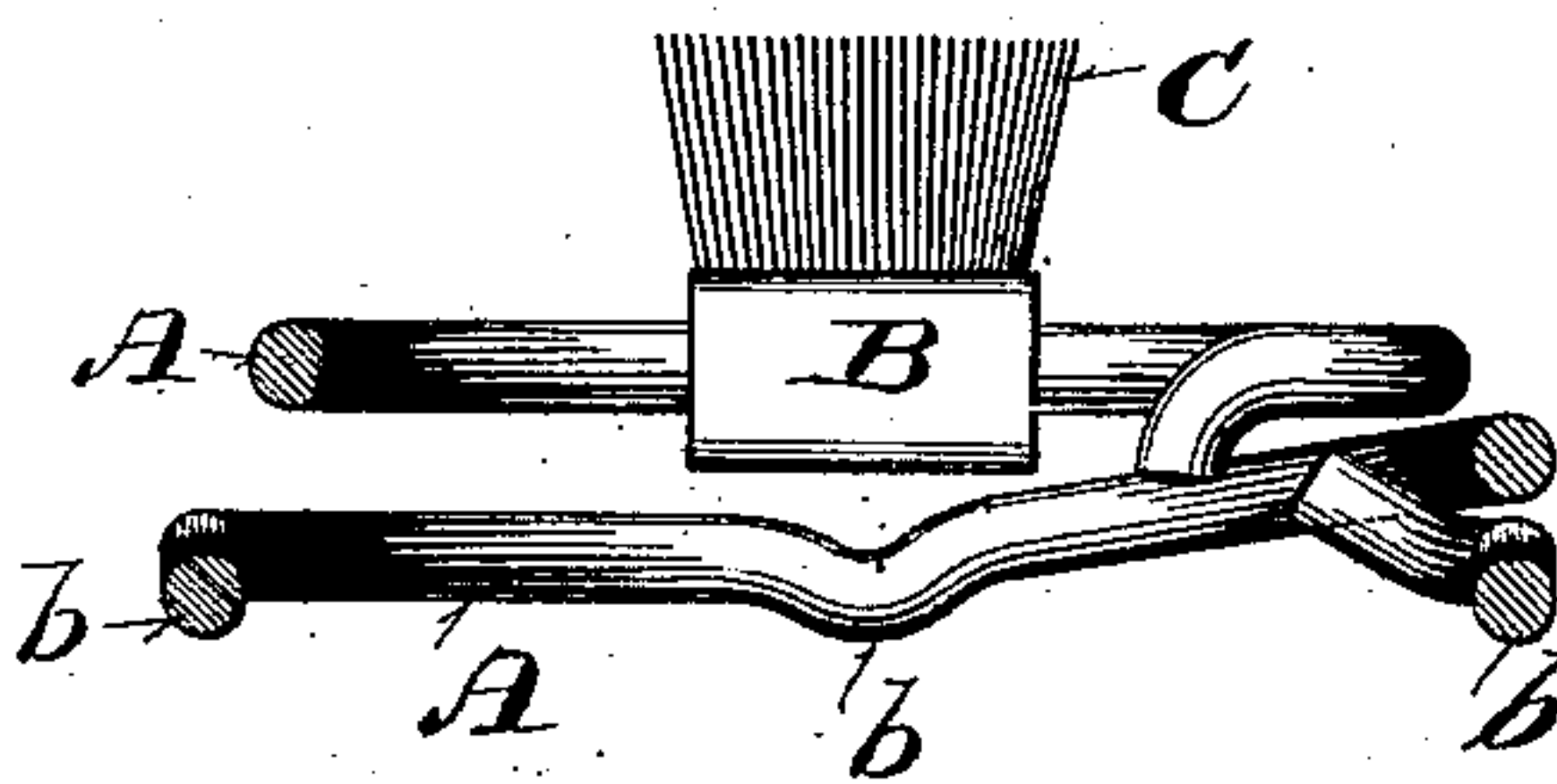
914,687.

Patented Mar. 9, 1909.

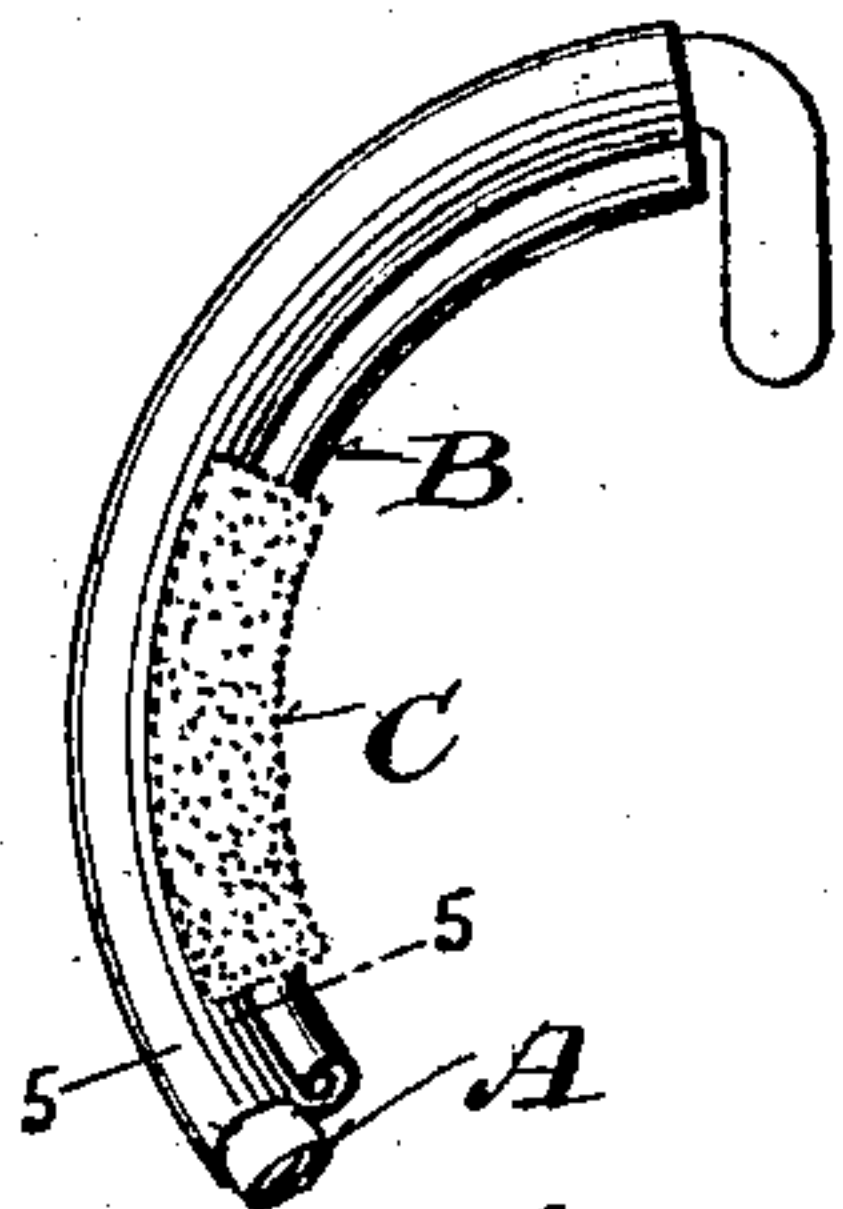
*Fig. 1.*



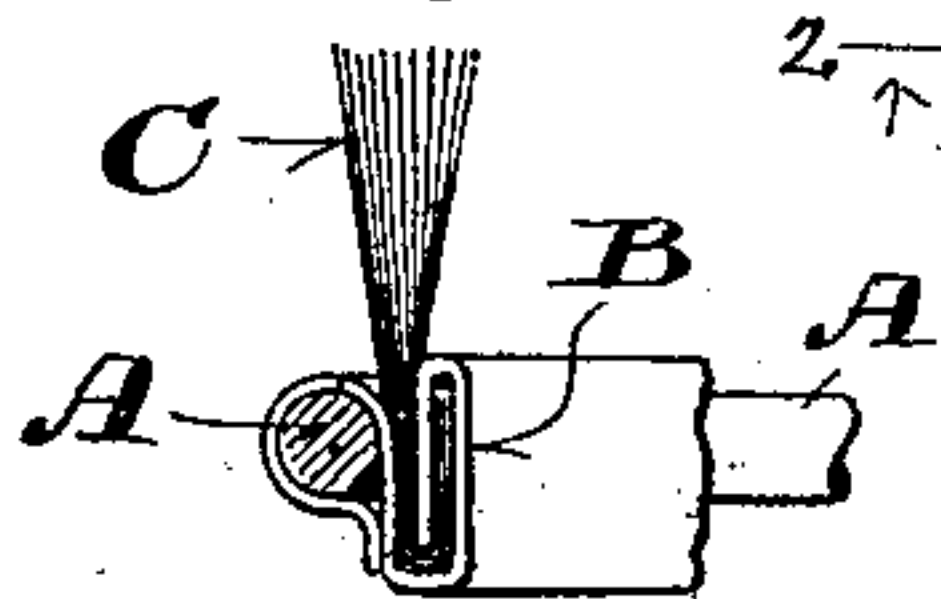
*Fig. 2.*



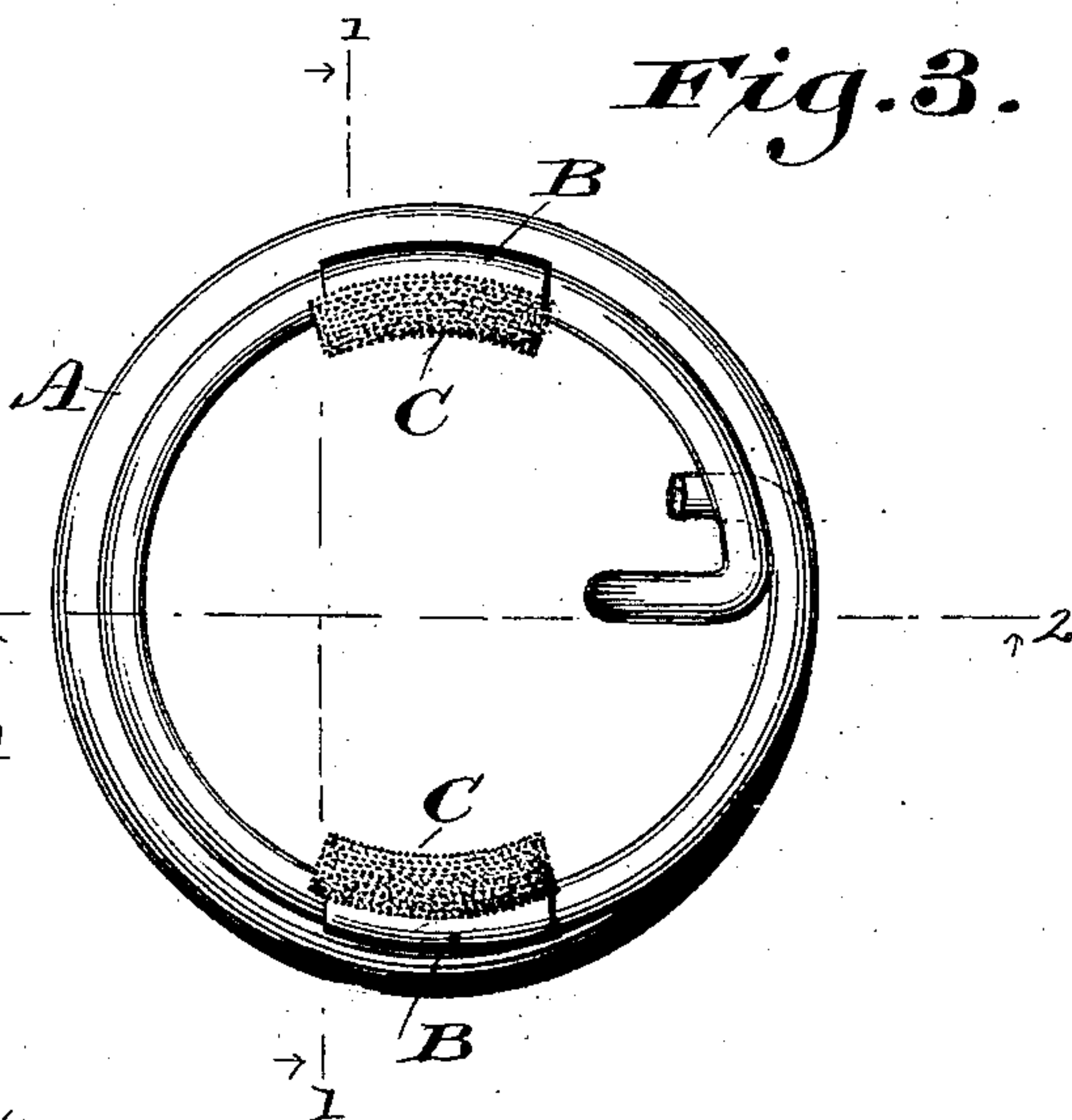
*Fig. 4.*



*Fig. 5.*



*Fig. 3.*



Witnesses:  
George Felber  
H. Ransom

Inventor:  
Adolph R. Wiens  
By *Clifton Young*  
Attorneys.



# UNITED STATES PATENT OFFICE.

ADOLPH R. WIENS, OF MILWAUKEE, WISCONSIN.

## SIEVE-CLEANER BRUSH.

No. 914,687.

Specification of Letters Patent.

Patented March 9, 1909.

Application filed January 20, 1908. Serial No. 411,589.

*To all whom it may concern:*

Be it known that I, ADOLPH R. WIENS, a citizen of the United States, and resident of Milwaukee, in the county of Milwaukee and State of Wisconsin, have invented certain new and useful Improvements in Sieve-Cleaner Brushes; and I do hereby declare that the following is a full, clear, and exact description thereof.

My invention relates to brushes of the class set forth in my Patent No. 711,141, granted October 14, 1902, as designed for employment in shaking sieves of peculiar construction to automatically clean the screen cloth of same; the object of the present invention being to provide simple, economical, light, durable, rapidly moving and elastic sieve-cleaner brushes that are highly efficient in their operation and not liable to damage sieve-frames or the linings of same.

Hence said invention consists in certain peculiarities of construction and combination of parts hereinafter specified with reference to the accompanying drawings and pointed out in the claims.

Figures 1 and 2 of the drawings represent sectional views of a sieve-cleaner brush in accordance with my invention, these views being respectively indicated by lines 1—1 and 2—2 in Fig. 3. Fig. 3, a plan view of the brush; Fig. 4, a similar view of a fragment of said brush illustrating a continuous tuft-holder, and Fig. 5, a sectional view indicated by line 5—5 in Fig. 4.

Referring by letters to the drawings, A indicates a conical helix of spring-wire, the ends of which are preferably bent inward and at such angles as not to come into contact with the wire bottoms or cloth tops of shaking-sieves, said helix being the preferred form of an elastic buffer-frame in my improved sieve-cleaner brush. Soldered, seamed or otherwise fastened to the upper wind of the helix is one or more strips B of sheet-metal, each constituting a holder for bristles or other suitable brush-material C folded therewith, as shown in Figs. 1 and 5, the free portion of said brush-material being upwardly extended to attach the cloth of the sieve in which the brush is employed.

The lower wind of the helix is suitably bent to form rockers b that contact with the bottom of the sieve, and owing to the peculiar

form of the brush frame it presents the least possible surface to the frame or frame lining of said sieve.

The brush-material C is shown in the form of tufts distributed at intervals of the upper wind of the helical elastic buffer frame of the brush, there being a plurality of tuft holders shown in Figs. 1 and 3, but a plurality of tufts may be employed in connection with a single holder designed to extend approximately the whole length of the upper wind of the brush-frame, and this single continuous holder may be filled throughout with bristles or analogous brush-material if desired. The single holder for the brush-material C is preferably seamed on the brush-frame, this being an expeditious and economical way of making the connection, slipping of holder being impossible.

While a conical helix has been shown as the preferred form of elastic buffer-frame of the brush, said frame may be a spirally ascending coil of any arbitrarily selected form without departure from an essential generic feature of my invention.

I claim:

1. A sieve-cleaner brush comprising an elastic buffer-frame in the form of a conical helix, and brush-material secured in connection with the upper wind of the frame to extend upward therefrom.

2. A sieve-cleaner brush comprising an elastic buffer-frame in the form of a conical helix, a holder in connection with the upper wind of the frame, and brush-material secured in the holder to extend upward therefrom.

3. A sieve-cleaner brush comprising an elastic buffer-frame in the form of a conical helix, a sheet-metal strip seamed on the upper wind of the frame, and upwardly extending brush-material held in folds of the strip.

4. A sieve cleaner brush comprising an elastic buffer-frame in the form of a conical helix having rockers depending from its lower wind, and brush-material secured in connection with the upper wind of the frame to extend upward therefrom.

5. A sieve-cleaner brush comprising an elastic buffer-frame of spring-wire wound in the form of a conical helix and the lower wind thereof bent to form depending rockers, and brush-material secured in connection

tion with the upper wind of the frame to extend upward therefrom.

6. A sieve-cleaner brush comprising an elastic buffer-frame in the form of a conical  
5 helix, and a plurality of tufts of brush-material connected at intervals to the upper wind of the frame to project upward therefrom.

7. A sieve-cleaner brush comprising an elastic buffer-frame of spirally ascending  
10 coiled material and upwardly extending

brush-material secured in connection with the frame.

In testimony that I claim the foregoing I have hereunto set my hand at Milwaukee in the county of Milwaukee and State of Wis- 15  
consin in the presence of two witnesses.

ADOLPH R. WIENS.

Witnesses:

N. E. OLIPHANT,  
GEORGE FELBER.