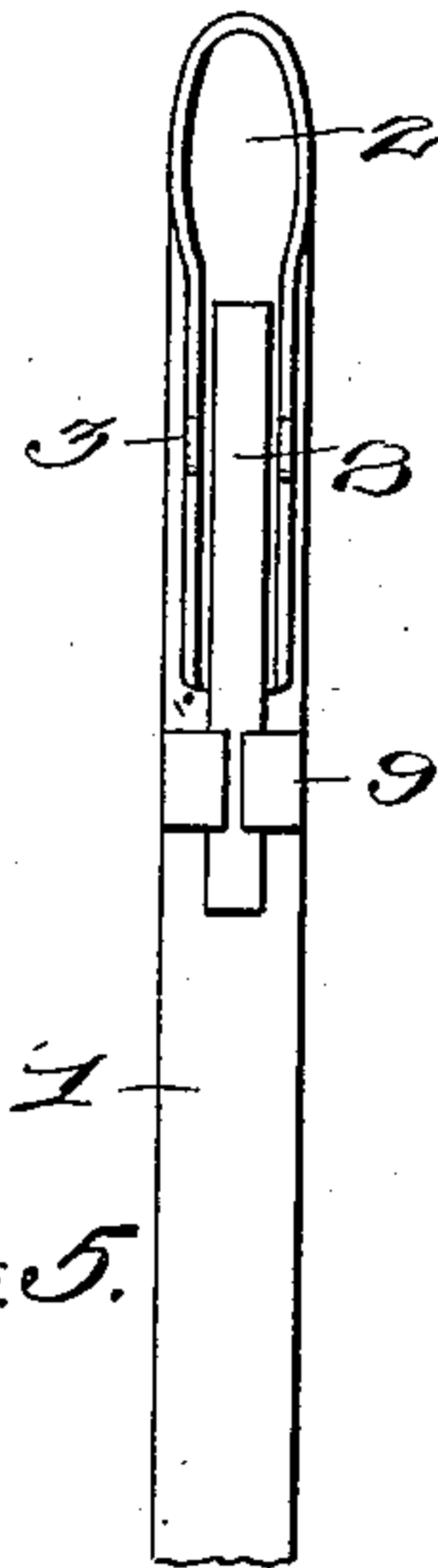
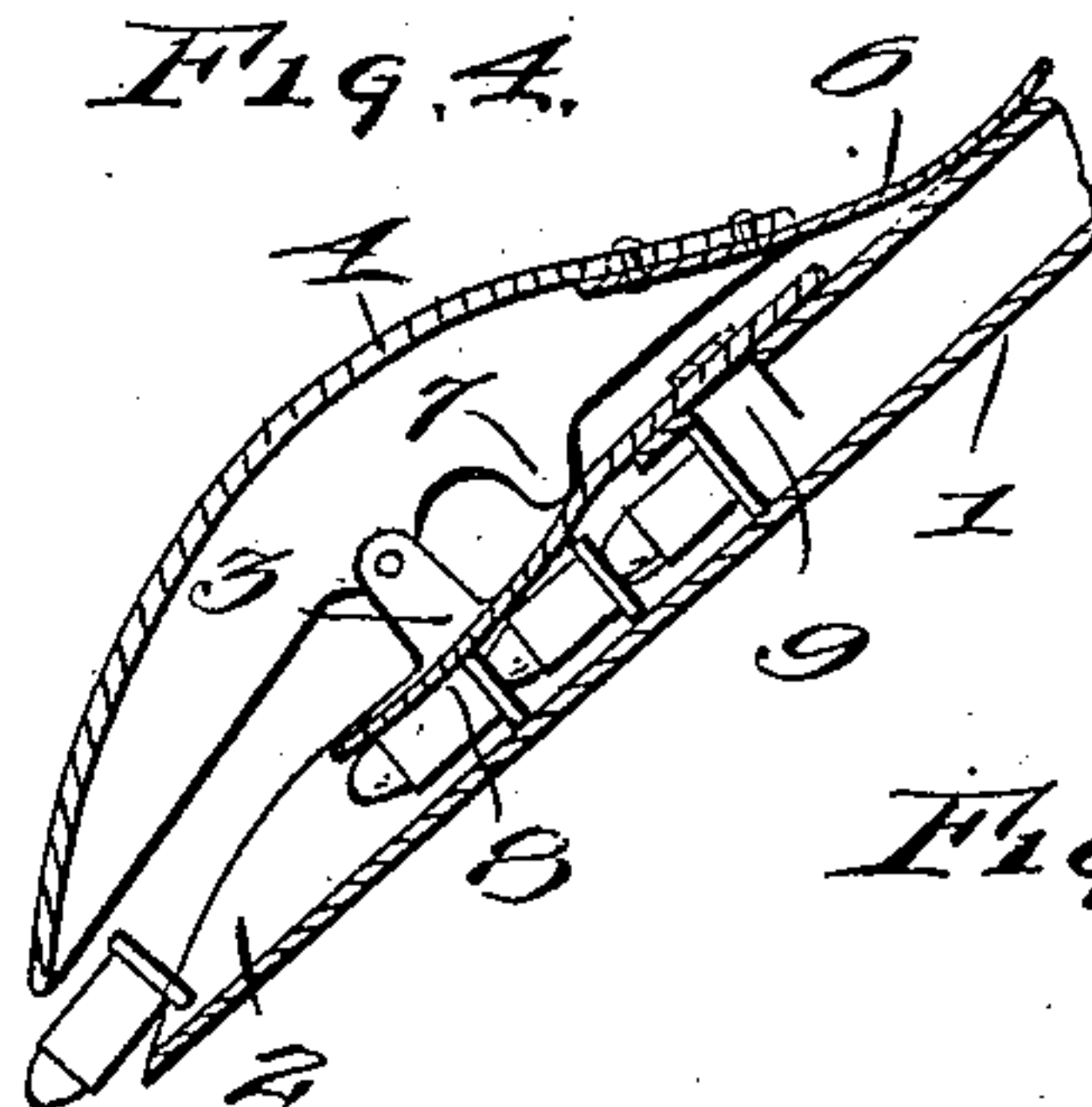
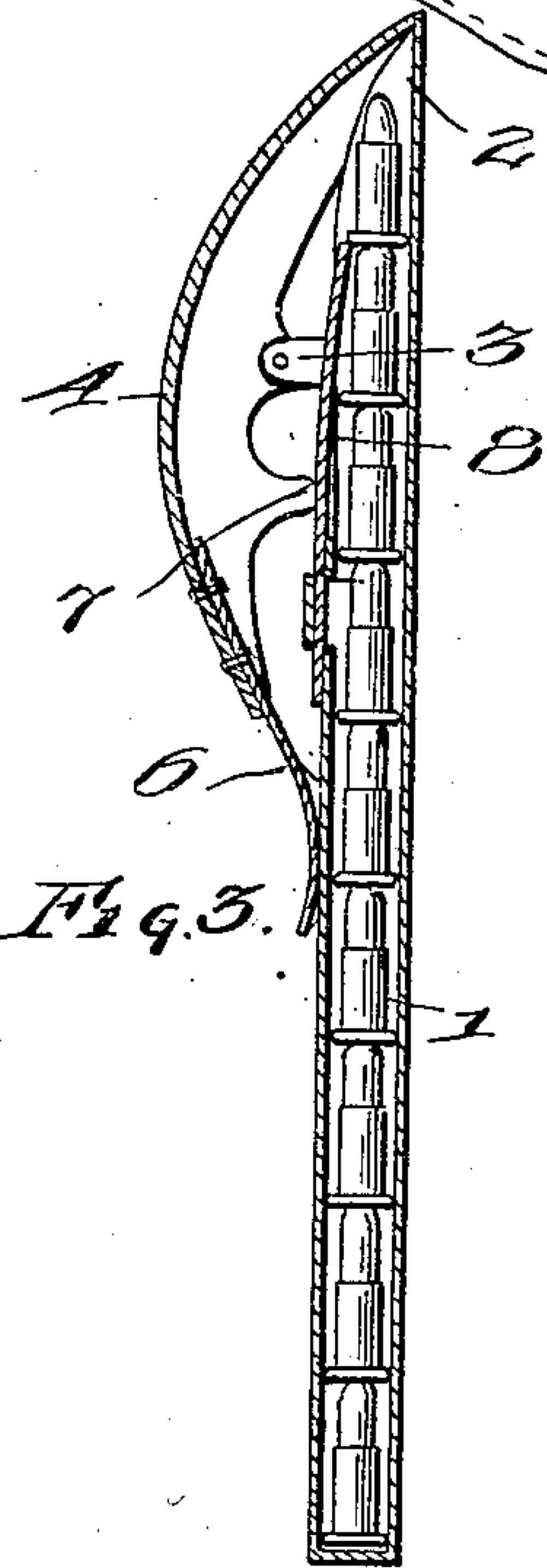
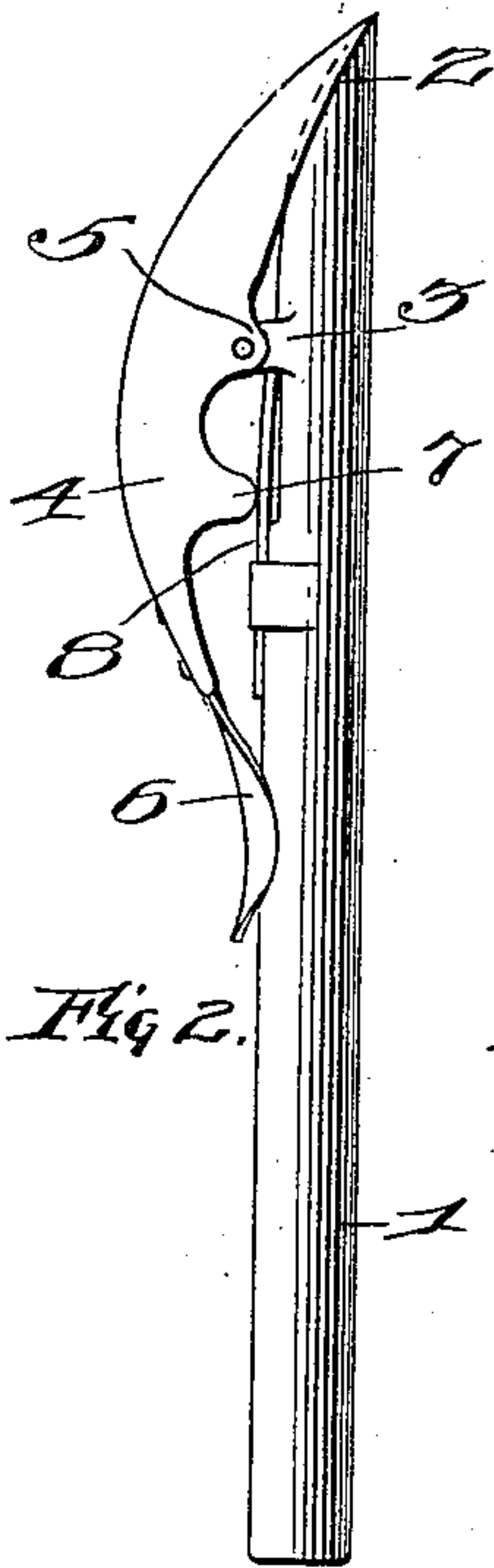
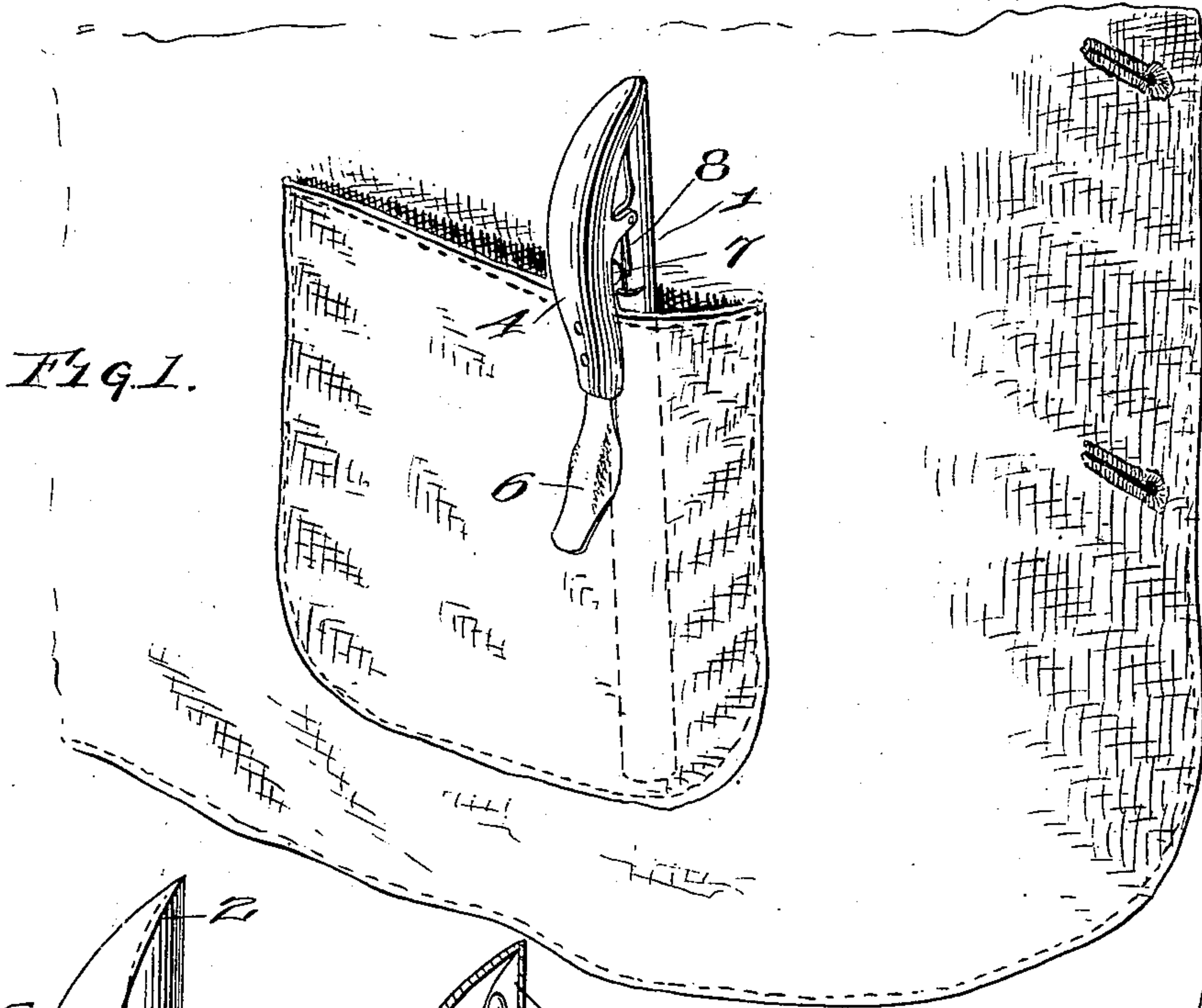


A. BENGTON.
CARTRIDGE EXTRACTING AND LOADING DEVICE.
APPLICATION FILED APR. 22, 1908.

912,643.
MODEL.

Patented Feb. 16, 1909.



Witnesses

J. M. M. M.

W. H. Woodson.

Inventor

Albert Bengtson.

By

Thas. Lacey, Attorneys

UNITED STATES PATENT OFFICE.

ALBERT BENGTON, OF McPHERSON, KANSAS.

CARTRIDGE EXTRACTING AND LOADING DEVICE.

No. 912,643.

Specification of Letters Patent.

Patented Feb. 16, 1909.

Application filed April 22, 1908. Serial No. 428,615. (Model.)

To all whom it may concern:

Be it known that I, ALBERT BENGTON, citizen of the United States, residing at McPherson, in the county of McPherson and State of Kansas, have invented certain new and useful Improvements in Cartridge Extracting and Loading Devices, of which the following is a specification.

This invention has for its object, a simple, durable and efficient construction of device designed to contain a plurality of cartridges for a breech-loading, single shot, rifle or gun, and designed for use in extracting a spent shell from the gun barrel and in supplying a fresh cartridge thereto, and the invention consists in certain constructions and arrangements and combinations of the parts that I shall hereinafter fully describe and claim.

For a full understanding of the invention, reference is to be had to the following description and accompanying drawings, in which:

Figure 1 is a perspective view illustrating my improved device as it is carried in the pocket of a hunting coat; Fig. 2 is a side elevation of the device; Fig. 3 is a longitudinal section thereof; Fig. 4 is a sectional view of an end portion of the device illustrating the mouth open; and Fig. 5 is a detail view of the magazine tube.

Corresponding and like parts are referred to in the following description and indicated in all the views of the drawings by the same reference characters.

Referring to the drawing, the numeral 1 designates a tubular magazine which is designed to contain a number of cartridges and to eject or discharge one cartridge at a time into the barrel or breech of a gun. The tube or magazine 1 is provided with a tapering or beveled end 2 constituting a discharge mouth of the magazine. Preferably the opposite end of the magazine is closed although this is not essential.

Near its end 2 the tubular magazine is formed with ears 3 to which a lever 4 is connected intermediate of its ends, by means of corresponding ears 5 and a pivot extending therethrough. The outer extremity of the lever 4 forms a spoon-shaped jaw as shown, designed to open and close the mouth of the magazine, at the will of the operator. The lever 4 is normally held in position to close the discharge mouth of the magazine by means of a leaf spring 6 which is secured at

one end to the rear end of the lever and which is adapted to freely bear against the magazine as shown.

The lever 4 is formed in the rear of its pivot with a nib or projection 7 designed to be pressed against the free end of a yielding detent 8 which in the present instance, is in the form of a leaf spring forming a portion of the wall of the magazine near the mouth thereof and held in place by means of bent ears 9 formed on the magazine.

In the practical use of my improved combination of cartridge magazine and extracting and loading device, the magazine 1 is filled by slipping the cartridges into the mouth end 2 and repeatedly working the lever 4 so that the cartridges may slip into the mouth and past the detent 8 into the main portion of the magazine. In order to extract a spent shell or cartridge from the breech of the gun, the lever 4 is rocked by the thumb of the operator so as to open the jaw and the jaw and lip or extremity of the mouth end of the magazine are caused to embrace the rim of a cartridge or shell so as to act in the nature of a pair of pliers to withdraw the cartridge from the breech. In this position of the parts, as the detent 8 is caused to engage the foremost cartridge in the series within the magazine, it is evident that the cartridges will be prevented from slipping out from the mouth in this extracting operation. In order to supply a fresh cartridge from the magazine to load the gun, the lever 4 may be permitted to close and the magazine tilted to a position to permit one cartridge to pass the detent 8 and lodge in the closed mouth of the magazine. The lever 4 may then be rocked towards an open position and the cartridge in the mouth be guided between the jaw of the lever and the extremity of the mouth and then held therein and inserted into the breech of the gun, or manifestly the gun may be placed with the muzzle lowermost and thus the cartridge may be permitted to slip down from the mouth into the breech instead of being inserted therein. In either of these two variations of the loading operation it is clear that the nib 7 of the lever will hold the detent 8 in engagement with the next to the foremost cartridge in the series so as to prevent any cartridge except the first from passing out of the mouth. It is to be particularly noted that the spring detent 8 only prevents the cartridges from

moving in one direction, no matter how few cartridges there may be in the magazine and hence it will be seen that when the magazine is tilted with its mouth end up-
permost, the cartridges will be permitted to slide freely down the magazine and the series rest upon the bottom end thereof, so that the load will be carried to the best possible advantage. This is a desideratum particularly when it is noted that the spring 6 may serve as a clip to hold the device in the pocket of a hunting coat or the like, as illustrated in Fig. 1.

From the foregoing description in connection with the accompanying drawing, it will be seen that I have provided a very simple, durable and efficient construction of cartridge or shell extracting and loading device and magazine combined, by the use of which the gunner may remove a spent cartridge or shell and supply a fresh one without removing gloves from his hands and in an easy and expeditious manner.

Having thus described the invention, what is claimed as new is:

1. A device of the character described, comprising a magazine provided with a discharge mouth, a jaw pivotally connected to the magazine and adapted to close the mouth thereof, a yielding detent secured to said magazine and adapted to be pressed therein, and means on the jaw for pressing the detent inwardly upon the opening movement of the jaw.

2. A device of the character described, comprising a magazine provided with a discharge mouth, a lever pivotally connected to said magazine one end of the lever forming a jaw adapted to close the mouth, a detent secured to the magazine, and means for pressing said detent inwardly in the magazine upon the movement of the lever in a direction to open the jaw.

3. A device of the character described, comprising a magazine provided with a discharge mouth, a lever pivotally connected to the magazine, one end of the lever forming a jaw adapted to close the mouth, the other end of the lever being formed with a protuberance and a yielding detent secured to the magazine and arranged to be pressed inwardly therein by the protuberance by the movement of the lever in one direction.

4. A device of the character described, comprising a magazine provided with a discharge mouth, a lever pivotally connected thereto one end of the lever forming a jaw adapted to close the mouth, and a spring connected to the other end of the lever and adapted to bear freely against the magazine, for the purpose specified.

In testimony whereof I affix my signature in presence of two witnesses.

ALBERT BENGTSON. [L. s.]

Witnesses:

CLARENCE A. ANDERSON,
WILLIAM HAGSTROM.