

H. E. TAYLOR.  
CLOTHES DRAINER.  
APPLICATION FILED SEPT. 21, 1908.

912,331.

Patented Feb. 16, 1909.

Fig. 1.

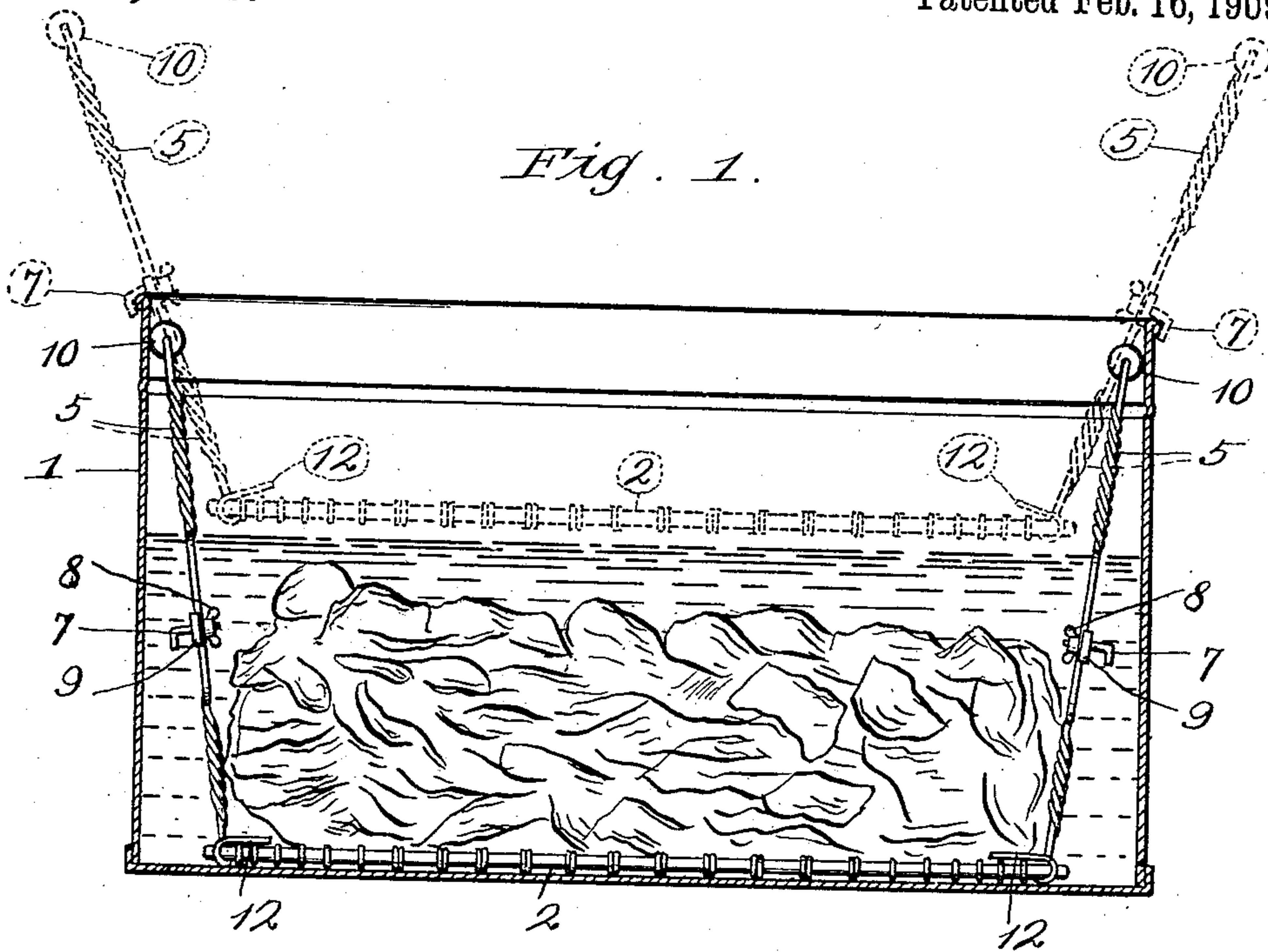


Fig. 2.

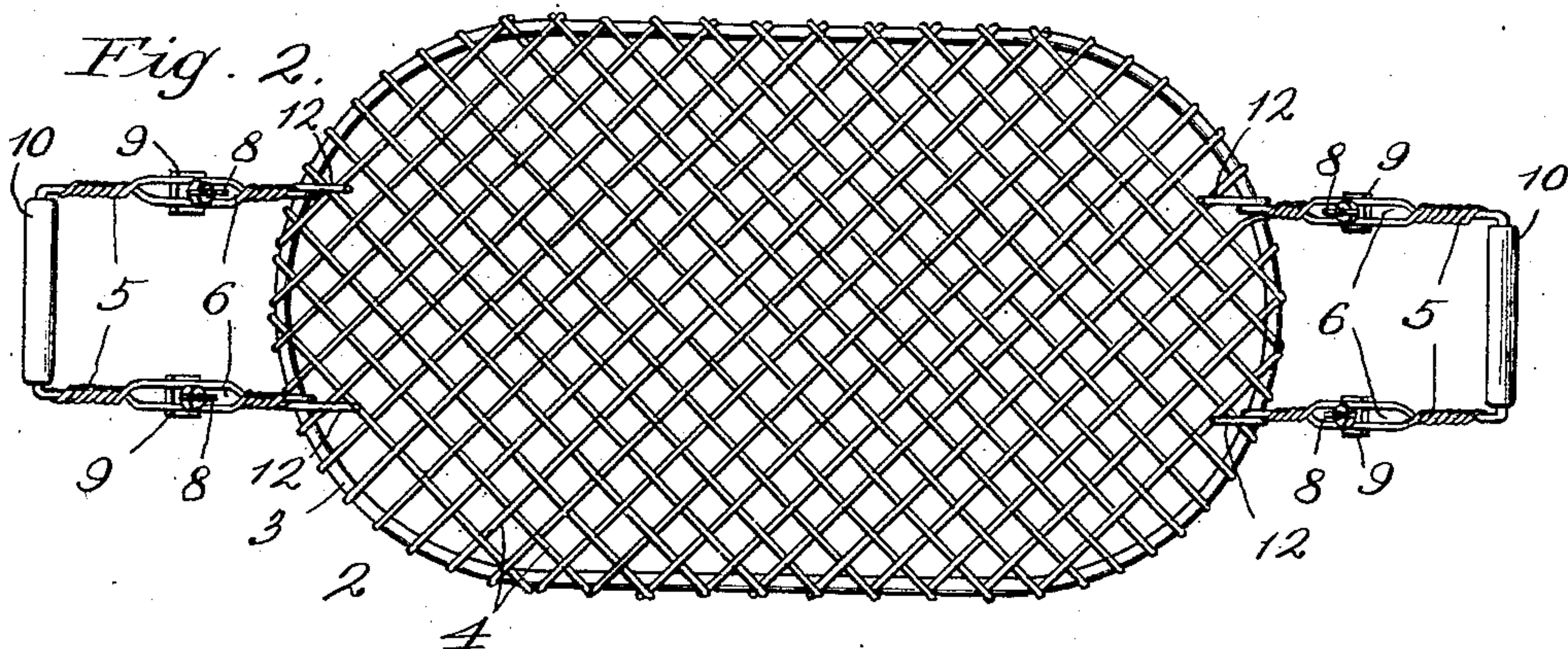
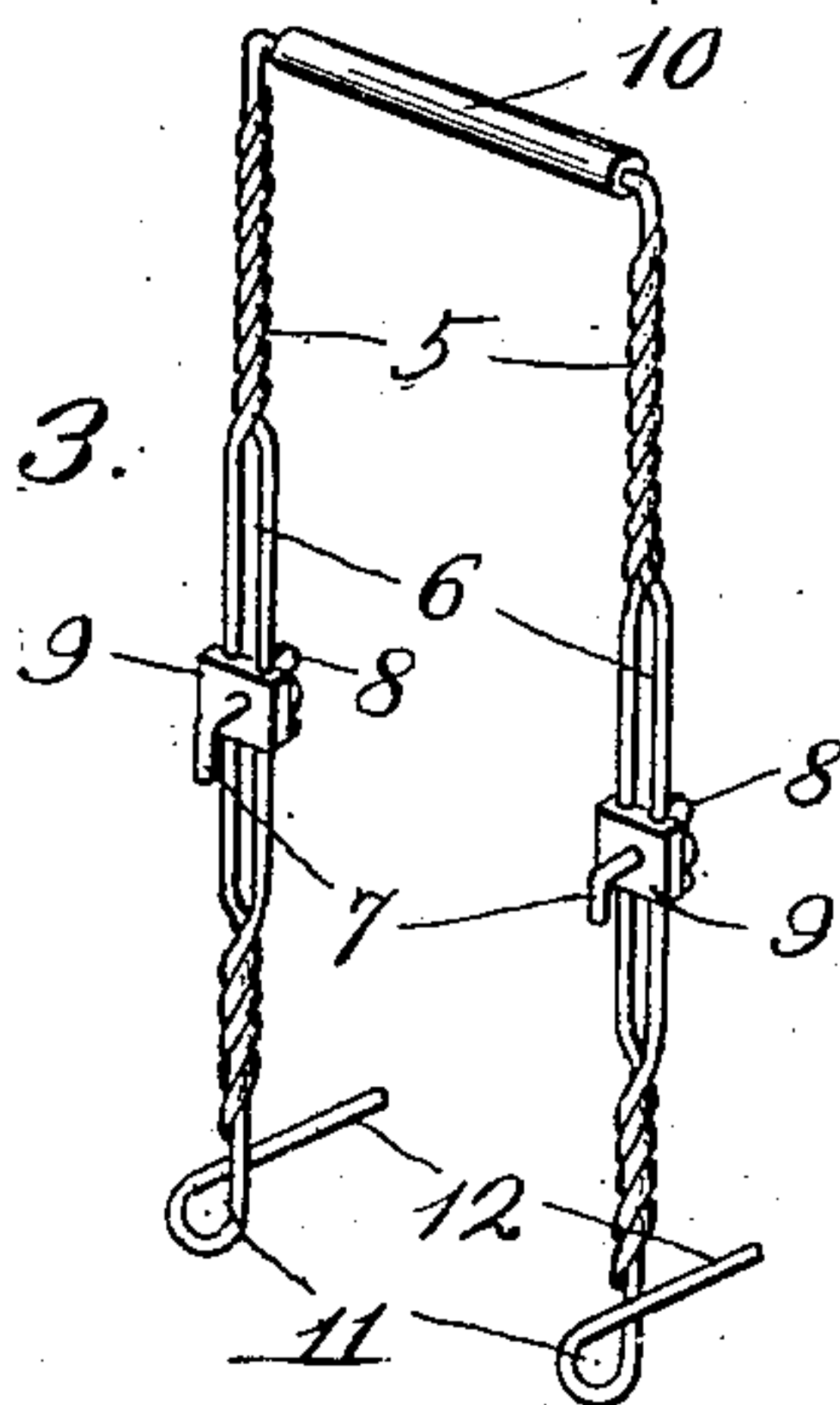


Fig. 3.



WITNESSES:  
*R. Hamilton*  
*M. Cox.*

INVENTOR:  
*Hayes E. Taylor,*  
BY *F. G. Fischer,*  
ATTORNEY.



# UNITED STATES PATENT OFFICE.

HAYES E. TAYLOR, OF KANSAS CITY, MISSOURI.

## CLOTHES-DRAINER.

No. 912,331.

Specification of Letters Patent.

Patented Feb. 16, 1909.

Application filed September 21, 1908. Serial No. 454,107.

*To all whom it may concern:*

Be it known that I, HAYES E. TAYLOR, a citizen of the United States, residing at Kansas City, in the county of Jackson and State of Missouri, have invented certain new and useful Improvements in Clothes-Drainers, of which the following is a specification.

My invention relates to a clothes-drainer, and my object is to provide a simple device of this character whereby clothing, after being boiled in a washboiler, may be removed in a body and suspended above the water line of the boiler, so that the water may drain from the clothes back into said boiler, and thereby enable them to be handled without danger of scalding the hands by the hot water or steam, which frequently occurs when the clothes are removed with a stick.

Referring now to the accompanying drawing, which illustrates the invention: Figure 1 represents a vertical sectional view of a washboiler with my clothes-drainer located therein, it being shown in a lowered position by full lines and in a suspended position by dotted lines. Fig. 2 is a detail plan view of the drainer. Fig. 3 is a detail perspective of one of the loops and handles forming part of the invention.

1 designates a washboiler of ordinary form and construction.

2 designates a foraminated tray forming part of the invention. Said tray consists of a heavy boundary wire 3, and a plurality of lighter intersecting wires 4, secured at their ends to the boundary wire.

5 designates a loop consisting of wires twisted together and arranged to form two longitudinal slots 6, in the sides of said loops.

7 designates a pair of hooks extending through slots 6 and provided with fixed washers 9, which are drawn against the sides of the slots by a pair of winged-nuts 8, which engage the threaded rear terminals of the hooks.

The upper end of the loop is provided with a wooden, or other non-heat conducting, handle 10, while the lower end of the

loop is formed into a pair of eyes 11, and two inwardly-projecting fingers 12.

One loop is provided for each end of the tray, it being loosely secured to the boundary wire by eyes 11, while fingers 12 project over the upper surface of said tray, as shown in Figs. 1 and 2.

In practice, the device is placed in a washboiler with the tray resting on the bottom thereof to support the clothes. The lid is then placed on the washboiler, loops 5 being short enough to permit this operation. The loops are prevented from folding under the clothes while the latter are being placed in the boiler by fingers 12, which bear upon the upper surface of the tray with sufficient pressure to reliably hold the handles against the ends of the boiler so they cannot be knocked down by the clothes. After the clothes have been boiled, the lid is removed from the boiler to gain access to the handles, so the tray may be lifted above the water line to allow the water in the clothes to drain back into the boiler and thus enable them to be handled without danger of scalding the hands. The tray is supported in its raised position by the hooks 7 engaging the upper edge of the boiler, thereby leaving both hands free to remove the clothes.

Having thus described my invention, what I claim is:—

A device of the character described consisting of a foraminated tray, loops loosely connected to said tray and provided with longitudinal slots and fingers which latter project inwardly and are adapted to engage the tray, hooks extending through the slots in the loops, and means for adjustably securing said hooks to the loops, substantially as described.

In testimony whereof I affix my signature, in the presence of two witnesses.

HAYES E. TAYLOR.

Witnesses:

OLIVE C. HALDEMAN,  
M. Cox.