

E. S. BACHRACH.  
TAG FOR NECKWEAR AND THE LIKE.  
APPLICATION FILED SEPT. 1, 1908.

912,225.

Patented Feb. 9, 1909.

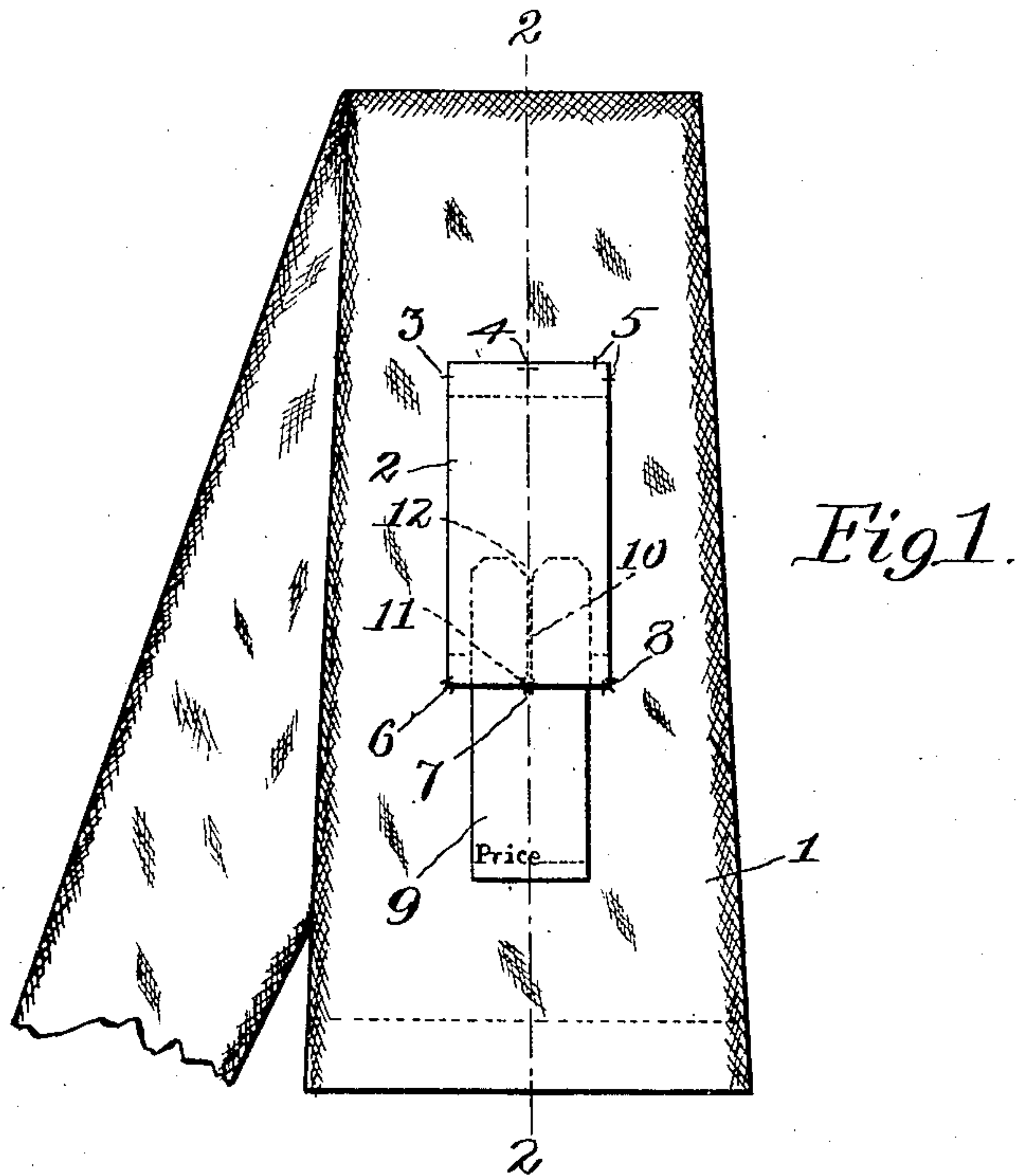


Fig. 2.

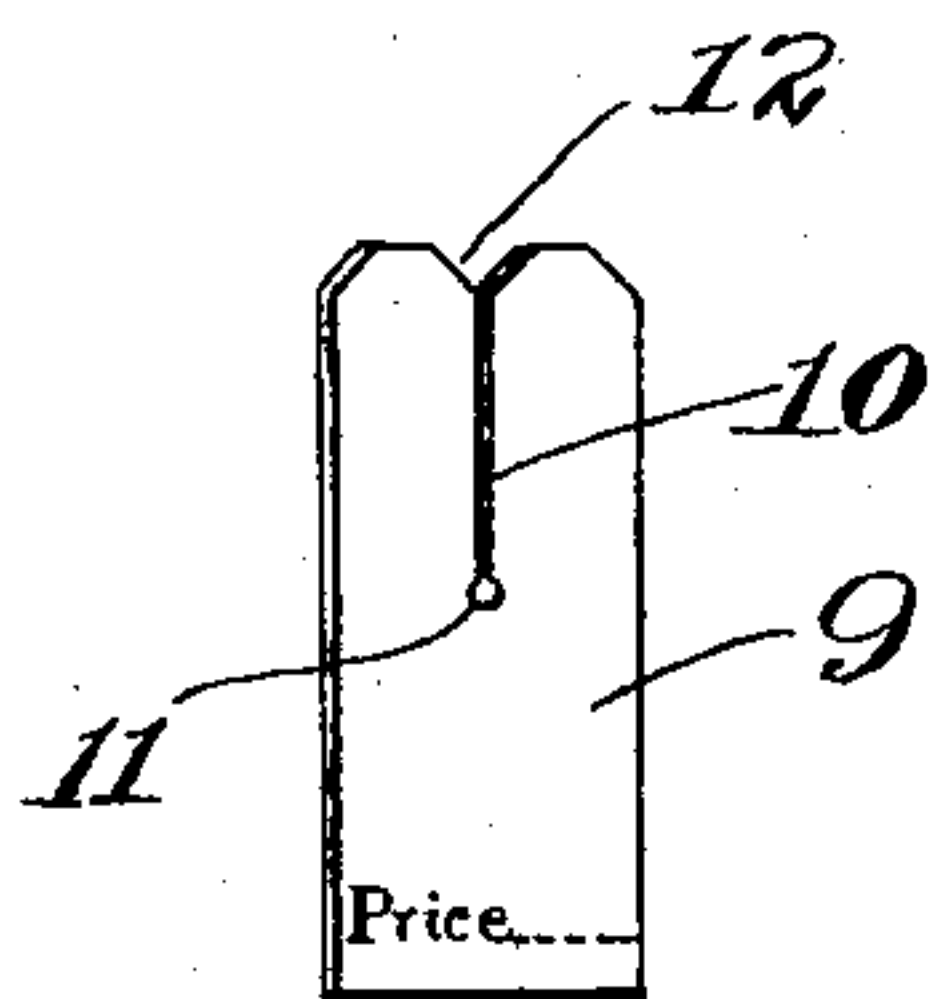



Fig. 3.

Witnesses  
William M. Chadwick  
W. E. Paul.

Inventor  
E. S. Bachrach  
by John H. Kelly  
his Attorney



# UNITED STATES PATENT OFFICE.

EMANUEL S. BACHRACH, OF NEW YORK, N. Y., ASSIGNOR TO OPPENHEIMER, FRANC AND LANGSDORF, OF NEW YORK, N. Y., A FIRM.

## TAG FOR NECKWEAR AND THE LIKE.

No. 912,225.

Specification of Letters Patent.

Patented Feb. 9, 1909.

Application filed September 1, 1908. Serial No. 451,164.

*To all whom it may concern:*

Be it known that I, EMANUEL S. BACHRACH, a citizen of the United States, residing at New York, in the county of New York and State of New York, have invented certain new and useful Improvements in Tags for Neckwear and the Like, of which the following is a specification.

The object of this invention is to provide improved means for the placing of price marks or other temporary data on neckties, other wearing apparel or other articles of merchandise which already have a label secured thereto usually showing the brand of the goods or the retailer's name or containing other permanent data.

More specifically my present invention comprises a tag of such construction and having such a mode of attachment to the article of merchandise as to permit of its being most readily attached to said article and removed therefrom, requiring no extra stitching, no adhesive or sticking agent and no prongs to puncture and damage the necktie or other article.

In order to more particularly describe my said invention reference will be had to the accompanying drawings which illustrate one embodiment of my invention, and in which, Figure 1, represents a necktie provided with my approved tag; Fig. 2, a slightly enlarged section of line 2—2, Fig. 1, and Fig. 3, a perspective view of one of the tags removed from the necktie.

In the accompanying drawings 1 represents the necktie and 2 a label secured to the inside near one of its ends as for example by stitching at points 3, 4, 5, 6, 7 and 8. I do not, however, limit my invention to the specific disposition of the stitching or mode of attaching the label shown. The label 2 usually contains the brand of the tie or other article or the retailer's name or both and usually consists of a small silk strip folded under at its ends and stitched to the article. The stitching or attaching means at one edge (preferably end) of this label must be spaced apart so as to permit my improved tag 9 to be slipped under the label, and securely held by the stitching or attaching means as hereinafter described. This tag, in the form shown, consists preferably of a small quadrangular piece of thin card board or other suitable material bifurcated by means of a slit 10 opening at one

end at the edge of the tag in a flared opening 11 and terminating at its other inner end in a small opening 12 through the body of the tag preferably of slightly larger diameter than the breadth of the slit.

When it is desired to attach one of these tags to the article, its bifurcated portions are slipped under one end of the label with the stitching 7 for example passing through the slit, and pushed under the label until the said stitching 7 engages the opening 12. In being pushed into position, the stitching 7 separates the bifurcations, and when the said stitching reaches the opening 12 the bifurcations spring back closer together thus retaining the stitching within the opening 12, and preventing the tag from slipping out of place.

When it is desired to remove the tag a slight pull in the opposite direction from that in which it is pushed when being placed in position will withdraw it, leaving no part of the tag on the tie or other article as would be the case were the tag stitched to the tie under the label. Moreover, the mode of attaching the tag obviates the use of prongs which perforate the tie, and it obviates the necessity of attaching the tag by means of adhesive or sticking agents such as gum arabic or glue or the like.

Without confining my invention to the specific structure shown what I claim is:—

1. The combination with an article of merchandise having a label secured thereto at separated points of attachment, of a tag bifurcated by a slit passing from one edge inward, said bifurcated portions of said tag being slid under said label with the attaching means at one of said points passing between said bifurcations and acting to retain the tag on the article.

2. The combination with an article of merchandise having a label secured thereto at separated points of attachment, of a tag bifurcated by a slit passing from one edge inward, said bifurcated portions of said tag being slid under said label between separate points of attachment of said label to said article, the attaching means at one of said points passing between said bifurcations, and acting to retain the tag on the article.

3. The combination with an article of merchandise having a label secured thereto at separated points of attachment, the said label being secured to said article at one end

at an intermediate and two outer points  
along the edge of the label, of a tag bifur-  
cated by a slit terminating at one end in a  
flared opening in one edge of the tag and  
5 terminating at the other end in an opening  
through the body of the tag of a larger di-  
ameter than the breadth of the slit, said bi-  
furcated portions of said tag being slid un-  
der the said label between the two outside  
10 points of attachment, the attaching means at

said intermediate point passing through said  
opening at the end of said slit in the body of  
the tag and acting to retain said tag on said  
article.

In testimony whereof I affix my signature 15  
in presence of two witnesses.

EMANUEL S. BACHRACH.

Witnesses:

ROBERT ROY, Jr.,

WM. J. LELASHES.