

E. M. TACY.  
GARMENT SUPPORTER.  
APPLICATION FILED JAN. 31, 1907.

912,204.

Patented Feb. 9, 1909.

Fig. 1.

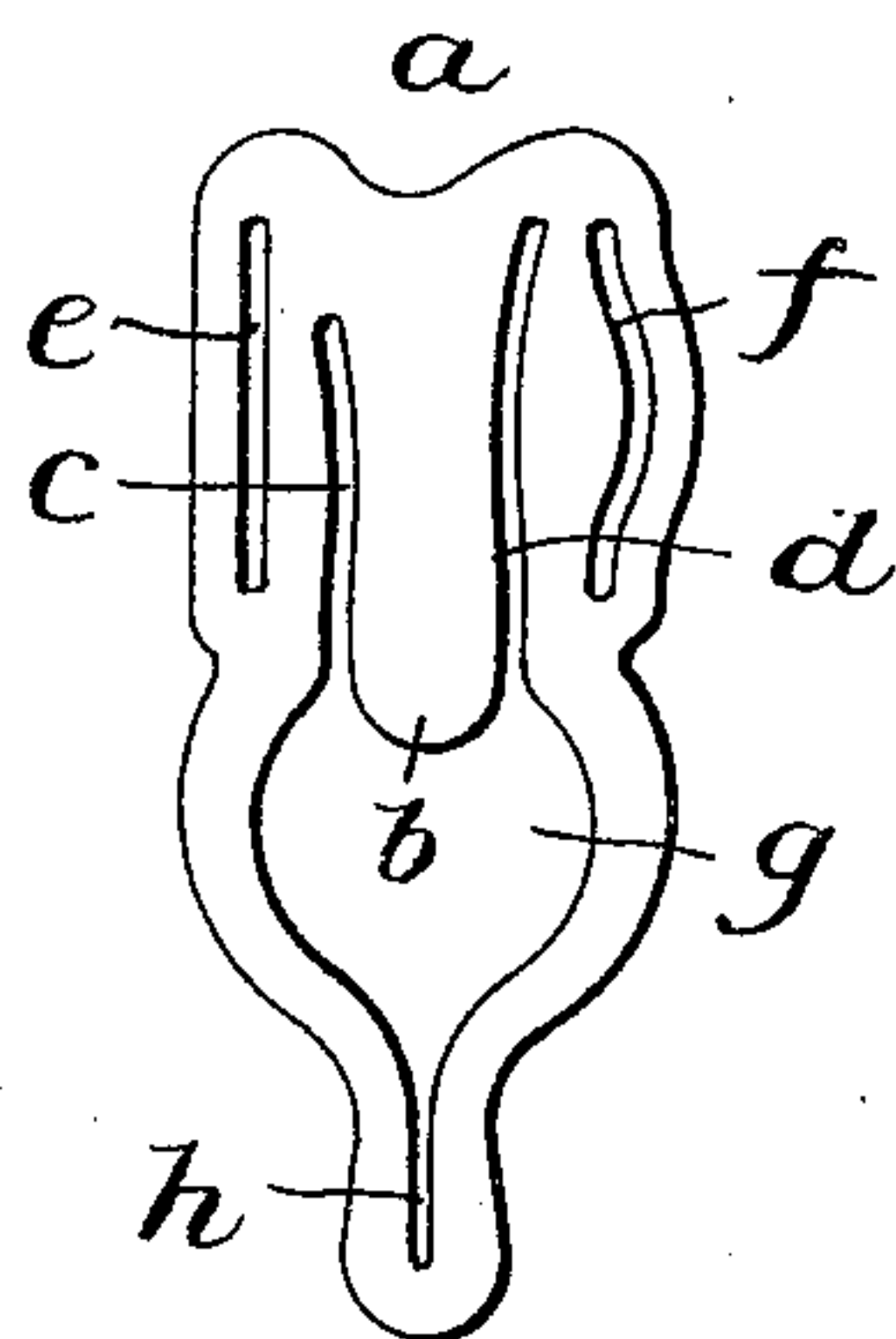


Fig. 2.

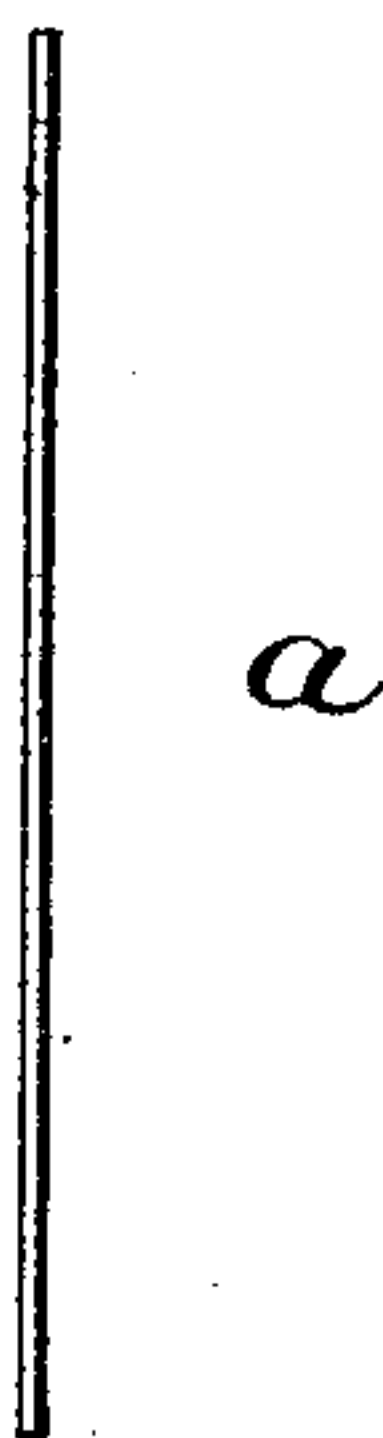


Fig. 3.

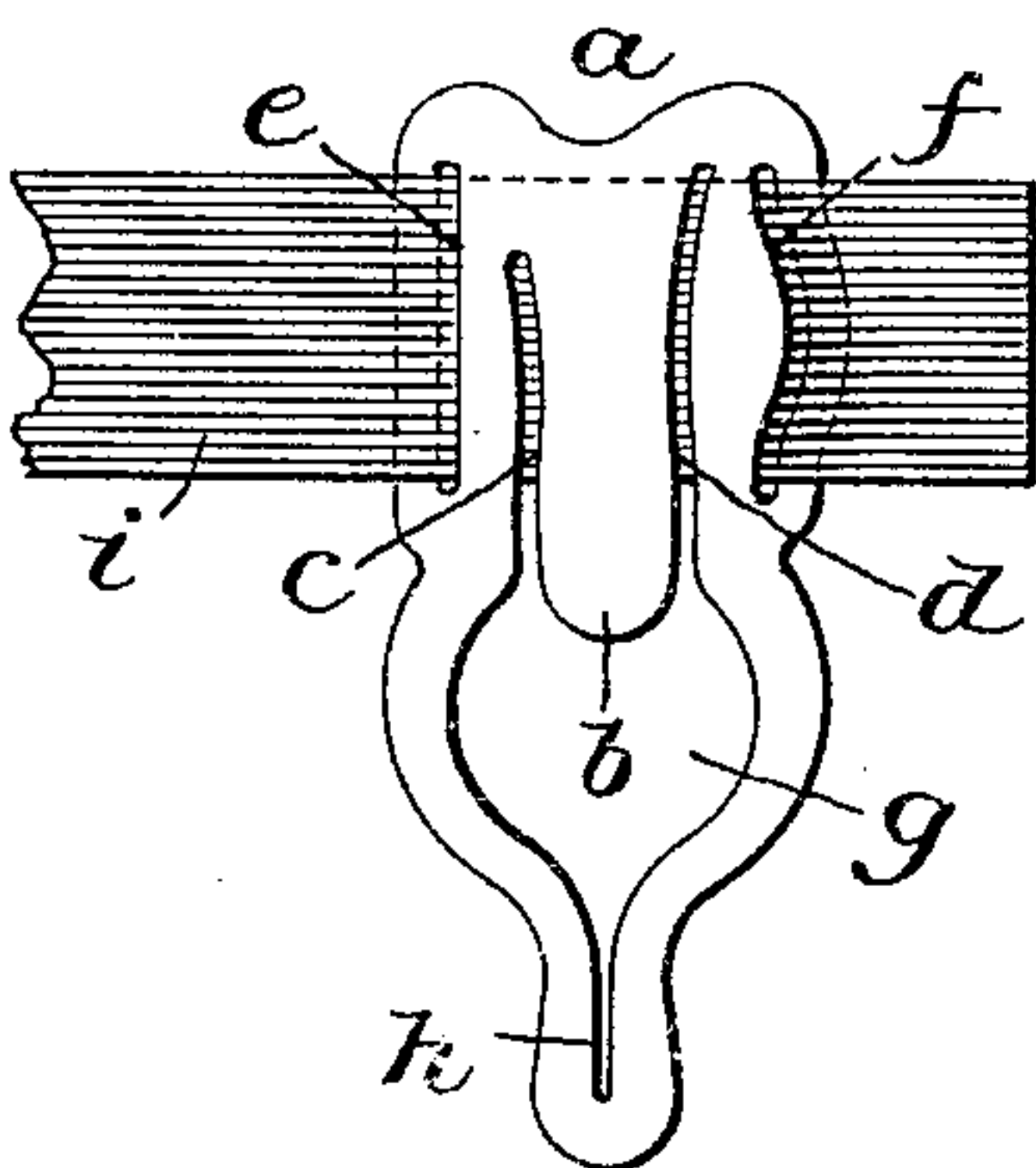
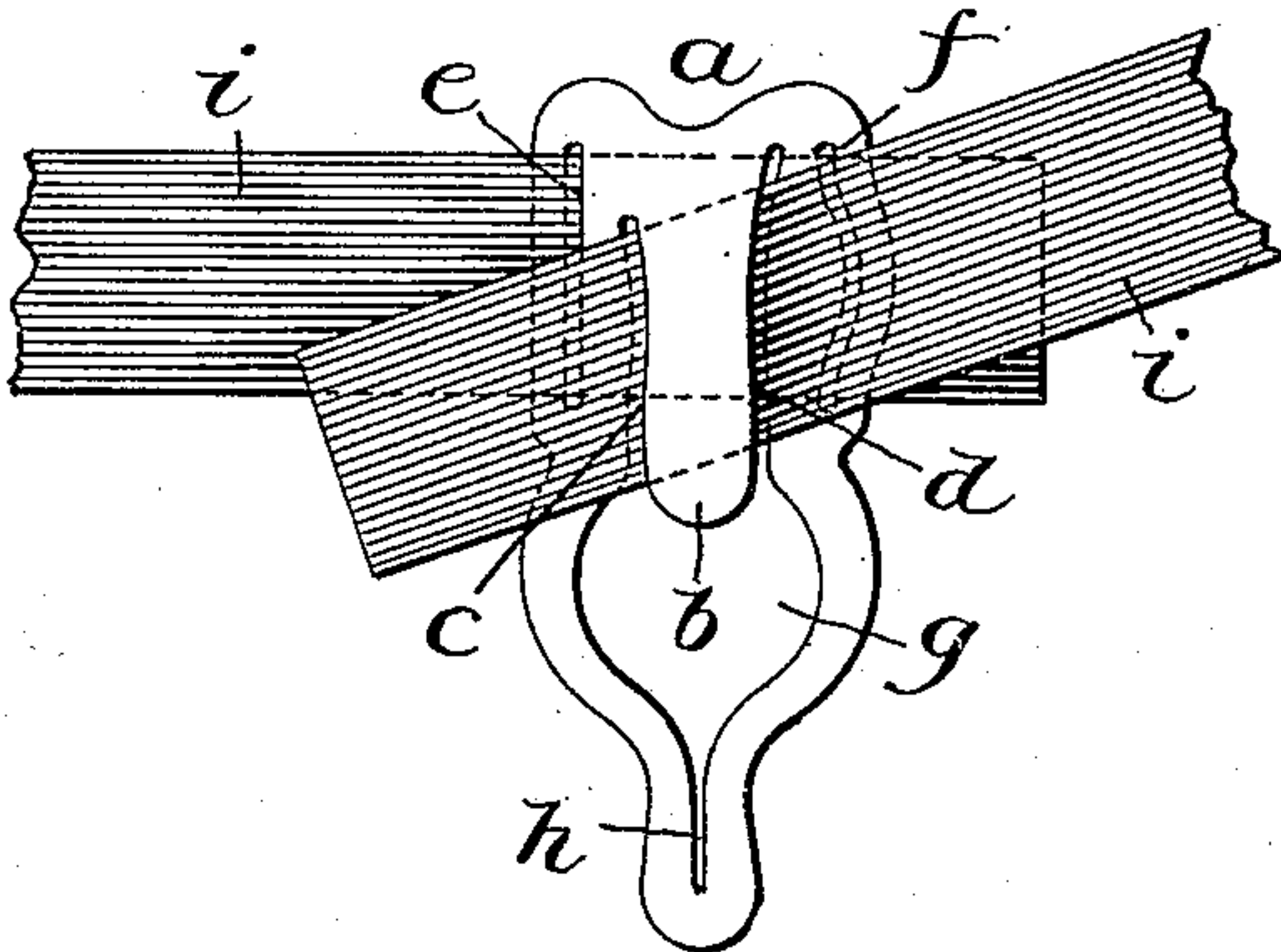


Fig. 4.



WITNESSES:

Ella M. Ware.  
Sadie L. Harper

INVENTOR

Edward M. Tacy.  
BY  
A. V. Groups  
ATTORNEY.



# UNITED STATES PATENT OFFICE.

EDWARD M. TACY, OF PHILADELPHIA, PENNSYLVANIA, ASSIGNOR TO SOEASY GARTER COMPANY, OF PHILADELPHIA, PENNSYLVANIA, A CORPORATION OF NEW JERSEY.

## GARMENT-SUPPORTER.

No. 912,204.

Specification of Letters Patent.

Patented Feb. 9, 1903.

Application filed January 31, 1907. Serial No. 354,986.

*To all whom it may concern:*

Be it known that I, EDWARD M. TACY, citizen of the United States, residing at Philadelphia, in the county of Philadelphia and State of Pennsylvania, have invented certain new and useful Improvements in Garment-Supporters, of which the following is a specification.

This invention relates to garment supporters and has for its object to provide a simple, efficient and inexpensive construction provided with means for engaging a garment and provided also with means for adjustably securing thereto the respective ends of a tape or band, preferably elastic, all of which will be hereinafter fully described and claimed.

In the drawings:—Figure 1 is an elevation of my improved garment supporter. Fig. 2 is an edge view thereof. Fig. 3 is a view similar to Fig. 1, showing one end of the tape applied to the supporter. Fig. 4 is a view similar to Fig. 3, showing both ends of the tape applied to the supporter.

*a* designates the body portion of the supporter in which is formed the retaining tongue *b* between the lateral edges of which and the body portion are formed the slots *c* and *d*. The body portion has also formed therein, on the respective sides of the tongue, and substantially parallel thereto, two additional slots *e* and *f* for a purpose hereinafter explained. The body portion has formed therein a relatively large opening *g* the lower part of which terminates in a garment engaging slot *h* of usual and well known form. The free end of the tongue *b* terminates in the opening and consequently the slots *c* and *d* on the respective sides thereof also terminate in said opening.

The garment supporter is designed to be used in connection with a tape or band, and the manner of its use may be briefly described as follows:—One end of a tape or band *i* is passed first through one and then through the other of the slots *e* and *f*, as shown in Fig. 3. After the band has been drawn tightly between these slots *e* and *f* it is securely held in engagement with the supporter, and by drawing the tape *i* first through one and then through the other of the slots *e* and *f* the position of the supporter may be readily adjusted along the tape. The slot *h* may then be engaged with the garment and the other end of the tape

may be passed around the leg or other portion of the body and then passed under the tongue *b* and into the slots *c* and *d*, as shown in Fig. 4, by means of which it is securely held in place. The free end of the tongue *b* terminating in the opening *g* permits the passage thereunder of the tape *i* in an easy manner.

It will be observed that the slot *d* extends to a point above the top of the slot *c* thereby permitting the easy retention of the tape *i* by the tongue *b* when the tape is at an angle.

I claim:

1. In a garment supporter, a body portion having a central opening therein the lower portion of which terminates in a garment-engaging slot, a retaining tongue having its lower end terminating in said opening above the bottom thereof and having its sides arranged between side walls of said opening and forming in conjunction therewith a means for retaining one end of a tape or band, and means on the body portion for engaging the other end of a tape or band.

2. In a garment supporter, a body portion having a central opening therein the lower portion of which terminates in a garment-engaging slot, and a retaining tongue having its lower end terminating in said opening above the bottom thereof and having its sides arranged between side walls of said opening and forming in conjunction therewith a means for retaining one end of a tape or band, said body portion being provided with a slot on each side of said tongue for receiving and engaging the other end of a tape or band.

3. A garment supporter formed of a single piece of metal having a central opening therein the lower portion of which terminates in a garment-engaging slot, and a retaining tongue formed between the walls of said opening and forming in conjunction therewith a means for retaining one end of a tape or band, said tongue terminating in said opening above the bottom thereof, and said piece of metal having slots formed therein for receiving and retaining the other end of a tape or band.

4. A garment supporter formed of a single piece of metal having a central opening therein the lower portion of which terminates in a garment-engaging slot, and a retaining tongue formed between the walls of said opening and forming in conjunction



therewith a means for retaining one end of a tape or band said tongue terminating in said opening above the bottom thereof, and said piece of metal having slots formed therein on each side of said tongue for receiving and retaining the other end of a tape or band.

5  
10 5. A garment supporter formed of a single piece of metal having a central opening therein and a retaining tongue formed between the side walls of said opening, the central portions of said side walls being expanded, the lower portions of said side walls being contracted to form a garment-engaging

slot, the upper portions of said side walls 15 being contracted and extending adjacent the sides of the retaining tongue to form in conjunction therewith a means for retaining one end of a tape or band, and having slots formed therein for receiving and retaining 20 the other end of a tape or band.

In testimony whereof I affix my signature in presence of two witnesses.

EDWARD M. TACY.

Witnesses:

E. WARNER BONSALE,  
A. V. GROUPE.