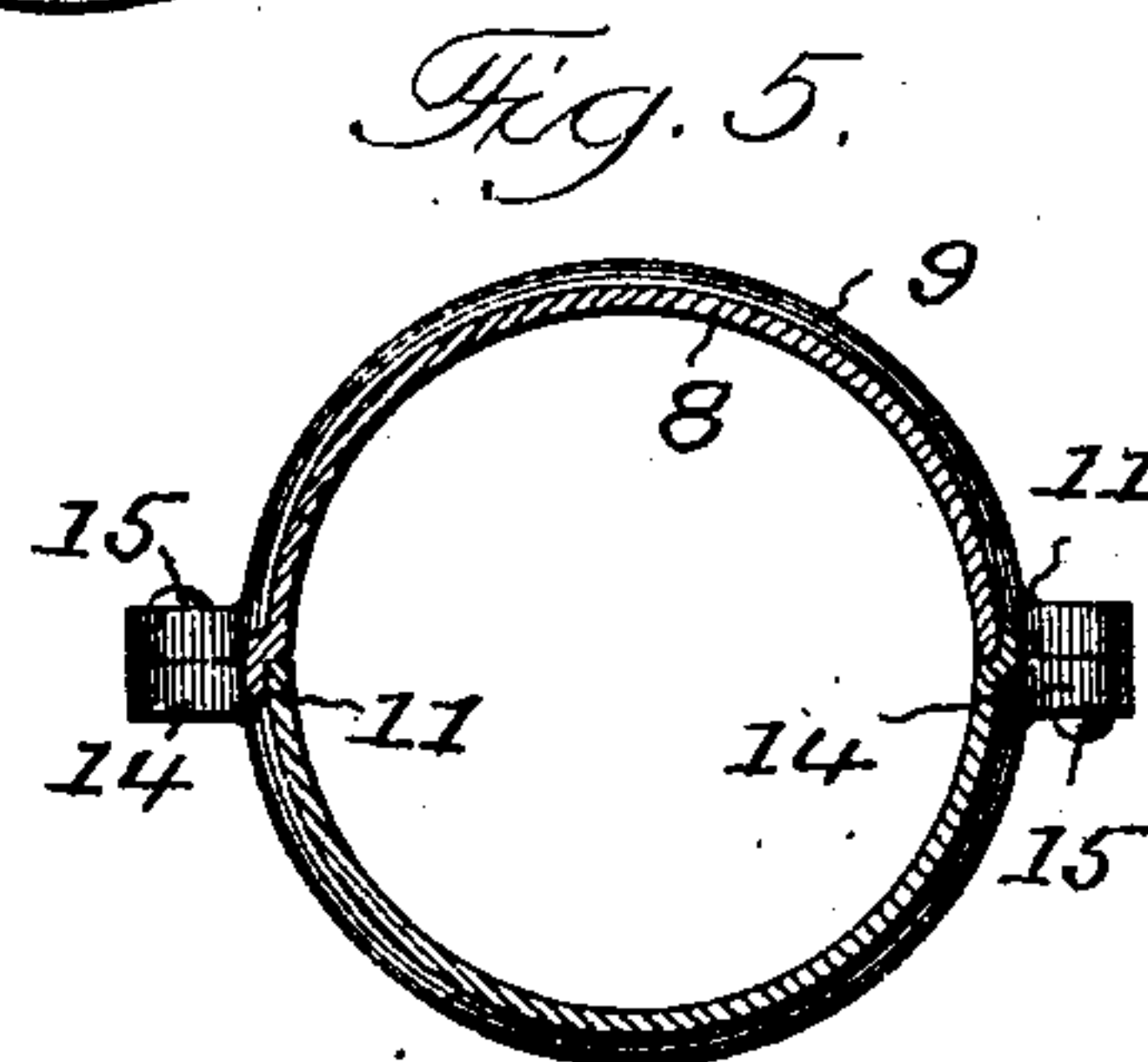
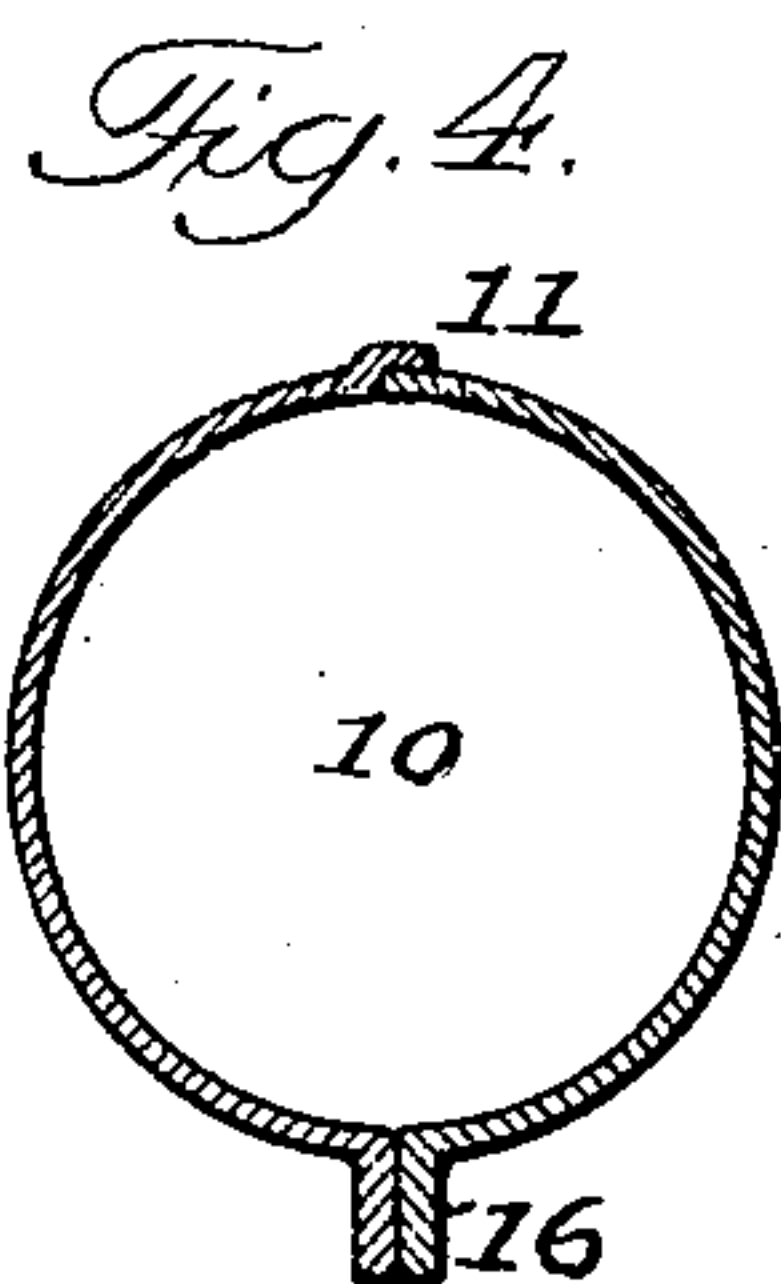
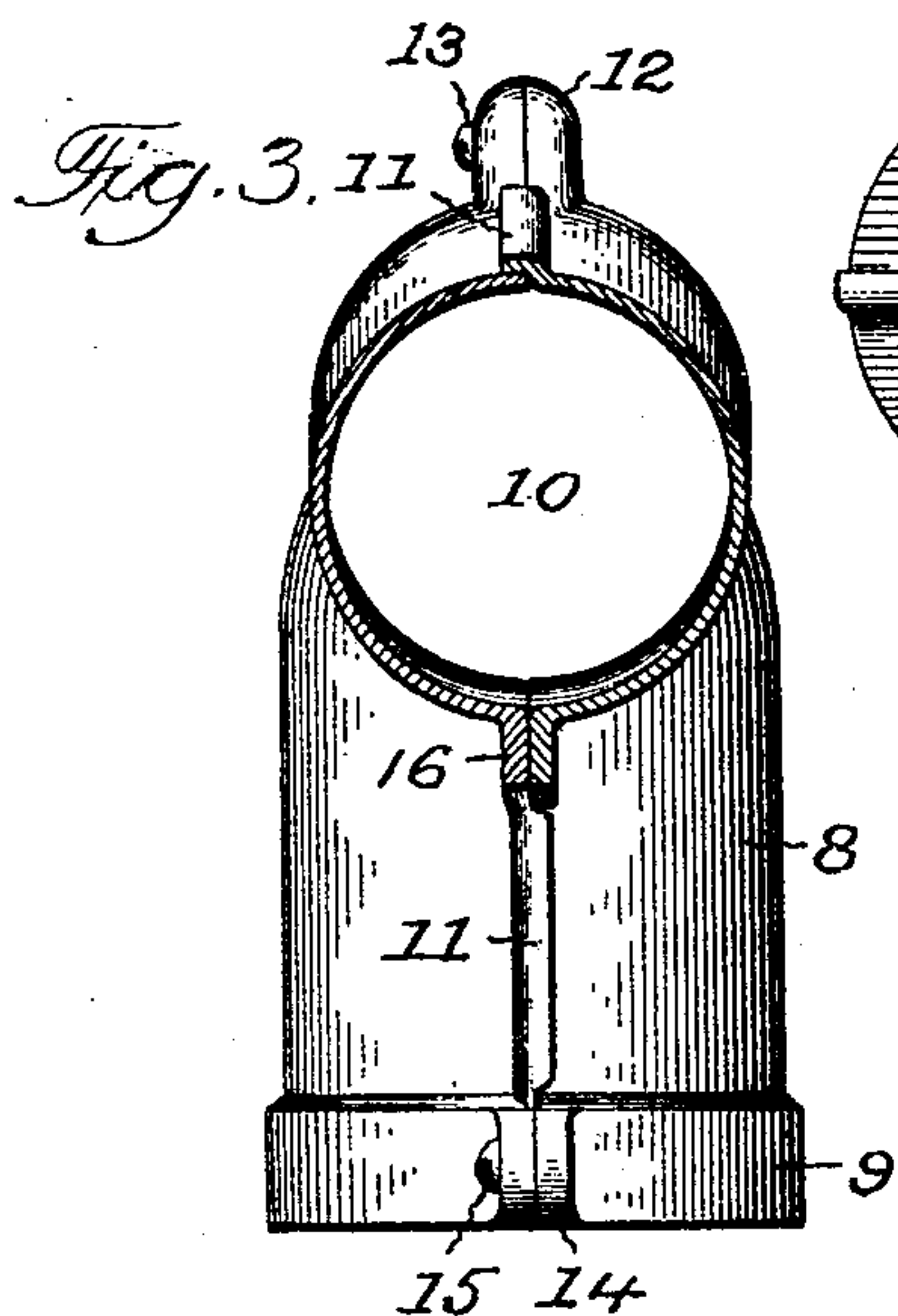
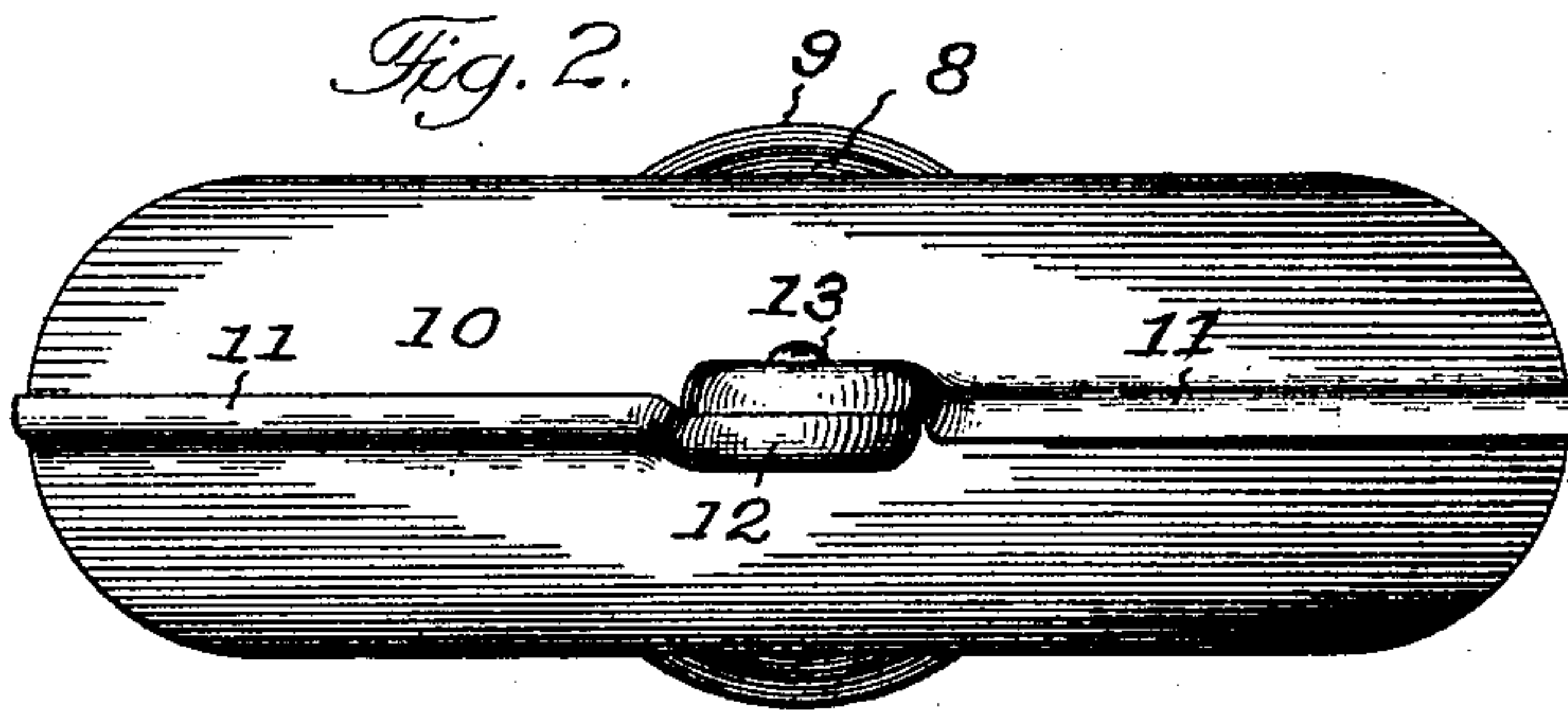
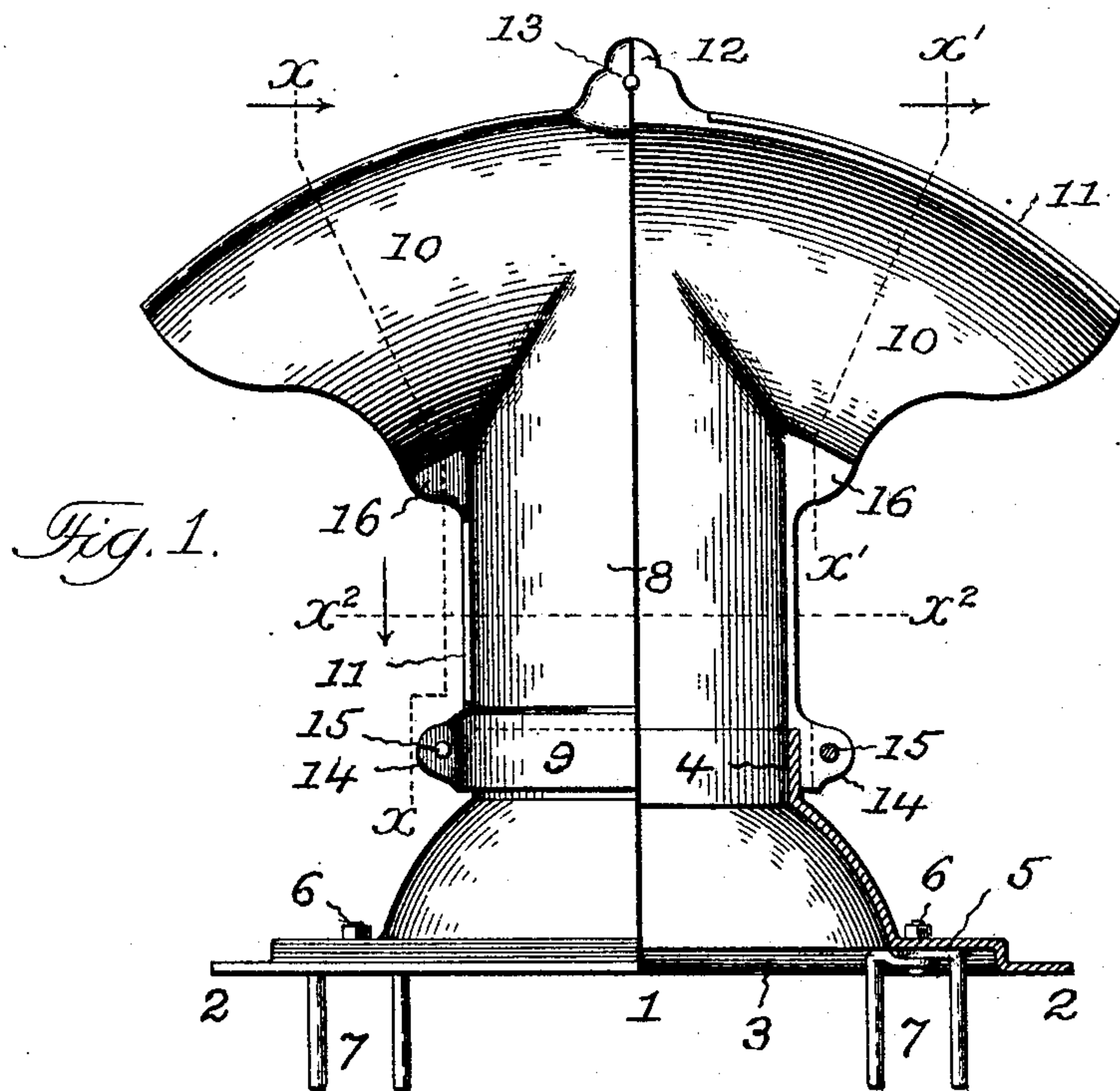


E. J. COCHRAN.
CHIMNEY TOP,
APPLICATION FILED JAN. 18, 1908.

912,076.

Patented Feb. 9, 1909.



Attest:
John Enders,
Henry W. W.

Inventor:
Edwin J. Cochran,
by Robert Burns
Attorney

UNITED STATES PATENT OFFICE.

EDWIN J. COCHRAN, OF STERLING, ILLINOIS.

CHIMNEY-TOP.

No. 912,076.

Specification of Letters Patent.

Patented Feb. 9, 1909.

Application filed January 18, 1908. Serial No. 411,403.

To all whom it may concern:

Be it known that I, EDWIN J. COCHRAN, a citizen of the United States of America, and a resident of Sterling, in the county of Whiteside and State of Illinois, have invented certain new and useful Improvements in Chimney-Tops, of which the following is a specification.

This invention relates to that class of chimney tops in which a stationary and substantially T shaped tubular shell constitutes the main or outlet portion of the chimney top. And the present improvement has for its object to provide a simple and efficient structural formation of such T shaped shell whereby its manufacture is expedited and cheapened, and its attachment to its supporting base or coping upon the chimney effected in a ready and substantial manner, all as will hereinafter more fully appear.

In the accompanying drawings illustrative of the present invention:—Figure 1, is a view one-half in elevation and one-half in section on an axial plane through the chimney top. Fig. 2, is a plan view of the main portion of the chimney top. Figs. 3, 4 and 5 are detail sections on the respective line $x-x$; $x'-x'$ and x^2-x^2 Fig. 1.

Similar numerals of reference indicate like parts in the several views.

Referring to the drawings 1 represents the supporting base or coping attached to the upper end of the chimney of a building and which is of the same general construction as the base shown and described in my former application for Letters Patent Serial Number 309125, filed March 31, 1906, and accordingly comprises, a flat marginal portion 2 adapted to rest upon the upper surface of the chimney of a building; a shallow cavity 3 inclosed by said marginal portion and adapted to contain the attaching means hereinafter described, and which secures the base to the chimney, and a central dome shaped portion having at its upper end a neck or collar 4 to which the chimney top proper is attached. The attaching means above referred to, preferably the same as in my before mentioned application, and consist of pairs of anchor members pivoted by means of horizontal attaching arms 5 and clamping bolts 6 to said base and having depending prongs 7 adapted to engage against the inner walls of the chimney to hold said base or coping 1 in place.

8 is the main vertical shell of the chimney

top, formed at its lower end with an expanded flange or sleeve 9 adapted to fit over the neck or collar 4 of the base 1, and form a substantial connection between the parts as hereinafter more specifically set forth; at its upper end said vertical shell opens into a branch shell 10, having a substantially horizontal relation to the main shell and preferably of the segmental open ended form shown in Fig. 1.

In the present improvement the chimney top having the shape above described is formed by two counterpart halves, the meeting edges of which are on a vertical plane cutting the axis of the circular shell portions aforesaid. Such counterpart halves accordingly have a semi-circular form in cross-section, and are capable of accurate and economical formation, in that the use of cores and other expensive molding provisions are entirely avoided. Each of the aforesaid halves are provided along one of its meeting edges or surfaces with flanges or lips 11 that are adapted to overlap corresponding unflanged edges or surfaces of the companion half, to insure a close joint between the parts as well as an accurate fitting together of the same. The halves are exact counterparts and the arrangement of the aforesaid flanges or lips 11 is such that when two of the halves are reversed and placed together to form the chimney top, the flanges or lips 11 on one half will fit the unflanged edges of the other half, and vice-versa.

12 are counterpart ears arranged centrally at the crown of the segmental upper shell of the chimney top, to provide a convenient means for attaching the halves together at such point, by means of a screw 13 or like fastening passing through said ears.

14 are counterpart ears arranged at the meeting surfaces or edges of the expanded circular flange 9 of the chimney top, and through which ears the screw bolts 15 pass to draw the chimney top halves together and firmly clamp the same upon the neck or collar 4, of the base 1 in a final assemblage of the chimney top and base.

16 are gusset webs formed on the chimney top halves aforesaid, at the points of intersection of the main shell 8 and branch shells 10, and adapted to afford an extended surface contact at such points and prevent leakage of smoke; as well as the entrance of wind gusts at such points.

Having thus fully described my said invention what I claim as new and desire to secure by Letters Patent is:—

1. A chimney top, comprising in combination, a base having at top a central cylindrical neck, means for attaching said base to a chimney, a T shaped chimney top having a vertical shell adapted for attachment to the central neck aforesaid, said chimney top being formed of counterpart halves the meeting edges of each of which are formed at one side with an overlapping flange and at the other side with an unflanged surface, and means for connecting said halves together and clamping the same upon the cylindrical neck of the base.

2. A chimney top, comprising in combination, a base having at top a central cylindrical neck, means for attaching said base to a chimney, a T shaped chimney top having a vertical shell adapted for attachment to the central neck aforesaid, said chimney top being formed of counterpart halves the meeting edges of each of which are formed at one side with an overlapping flange and at the other side with an unflanged surface, counterpart ears arranged centrally at the crown of the chimney top halves, a fastening means passing through said ears, and means for securing the lower ends of the halves together and clamping the same upon the cylindrical neck of the base.

3. A chimney top, comprising in combination, a base having at top a central cylindrical neck, means for attaching said base to a chimney, a T shaped chimney top having a vertical shell provided with an expanded sleeve at its lower end adapted for engagement with the central neck aforesaid, said chimney top being formed of counterpart halves the meeting edges of each of which are formed at one side with an overlapping flange and at the other side with an un-

flanged surface, and means for connecting said halves together and clamping the same upon the cylindrical neck of the base.

4. A chimney top, comprising in combination, a base having at top a central cylindrical neck, means for attaching said base to a chimney, a T shaped chimney top having a vertical shell provided with an expanded sleeve at its lower end adapted for engagement with the central neck aforesaid, said chimney top being formed of counterpart halves the meeting edges of each of which are formed at one side with an overlapping flange and at the other side with an unflanged surface, counterpart ears arranged centrally at the crown of the chimney top halves, a fastening means passing through said ears, and means for securing the lower ends of the halves together and clamping the same upon the cylindrical neck of the base.

5. A chimney top, comprising in combination, a base having at top a central cylindrical neck, means for attaching said base to a chimney, a T shaped chimney top having a vertical shell adapted for attachment to the central neck aforesaid and segmental outlet branches at the upper end of said vertical shell, said chimney top being formed of counterpart halves the meeting edges of each of which are formed at one side with an overlapping flange and at the other side with an unflanged surface, gusset webs at the intersection of the vertical shell with the segmental outlet branches, and means for connecting said halves together and clamping the same upon the cylindrical neck of the base.

Signed at Sterling, Illinois.

EDWIN J. COCHRAN.

Witnesses:

JOHN ROYER,
ARTHUR J. BECKER.